



MGCC

Snetterton

4th & 5th October 2008



Results Provided by Timing Solutions Ltd
www.tsl-timing.com

MGCC Zero Exhaust Thoroughbred Sportscars

QUALIFYING - RACE 1 - CLASSIFICATION

POS	NO	CL	NAME	ENTRY	TIME	ON	LAPS	GAP	DIFF	MPH
1	93	D	Chris ACKLAM	Morgan Plus 8	1:22.024	11	11			85.67
2	91	D	Philip GODDARD	Morgan Plus 8	1:22.427	11	11	0.403	0.403	85.25
3	85	D	Andy GREEN	Morgan Plus 8	1:22.952	10	10	0.928	0.525	84.71
4	87	D	Tony LEES	Morgan Plus 8	1:23.973	10	10	1.949	1.021	83.68
5	90	C6	Tony RIVERS	Morgan Roadster	1:26.592	10	10	4.568	2.619	81.15
6	44	B	Peter SAMUELS	MGB Roadster	1:26.767	7	10	4.743	0.175	80.98
7	1	C	Mike HAZLEWOOD	Triumph TR6 Sports	1:27.257	10	10	5.233	0.490	80.53
8	97	D	Roger CONNELL	TVR Griffiths	1:27.442	5	6	5.418	0.185	80.36
9	89	D	John EMBERSON	Morgan Roadster	1:27.730	10	10	5.706	0.288	80.09
10	6	C6	Simon OREBI GANN	Morgan Roadster	1:27.844	10	10	5.820	0.114	79.99
11	37	B	Barry HOLMES	MGB GT V8	1:27.894	8	9	5.870	0.050	79.94
12	58	C	Jeremy KNIGHT	Jaguar D-Type Replica	1:27.900	10	10	5.876	0.006	79.94
13	56	C	Ken PATON	Jaguar D-Type Replica	1:28.009	9	9	5.985	0.109	79.84
14	48	B	Jo PARRINGTON	MGB GT V8	1:28.221	9	9	6.197	0.212	79.65
15	81	C	Tim FALCE	Jaguar 'D' Type	1:28.775	7	7	6.751	0.554	79.15
16	76	C	Peter DUBSKY	Jaguar D Type	1:29.101	8	9	7.077	0.326	78.86
17	82	C	Sharlie GODDARD	Morgan Plus 8	1:29.907	10	10	7.883	0.806	78.15
18	33	B	Max CAWTHORN	MGB Roadster	1:30.021	9	9	7.997	0.114	78.06
19	53	C	Roy CHAMBERLAIN	Triumph TR3B	1:30.198	8	9	8.174	0.177	77.90
20	55	C6	Andrew POTTER	Morgan Roadster	1:30.737	9	9	8.713	0.539	77.44
21	35	B	Rob SPENCER	MGB GT V8	1:31.712	8	9	9.688	0.975	76.62
22	74	C	Phillip LAMBE	Triumph TR6	1:31.961	9	9	9.937	0.249	76.41
23	75	C	Steve CHAPMAN	Triumph TR4	1:33.010	5	5	10.986	1.049	75.55
24	79	C6	Ulrich VIERHAUS	Morgan Roadster	1:33.231	6	9	11.207	0.221	75.37
25	26	B	Peter BARNARD	Elva Courier	1:33.552	4	6	11.528	0.321	75.11
26	50	B	Simon CRIPPS	MGB GT V8	1:34.063	3	6	12.039	0.511	74.70
27	78	C6	Roger WHITESIDE	Morgan Roadster	1:36.340	3	5	14.316	2.277	72.94
28	4	A	Peter HISCOCKS	MGA	1:37.047	9	9	15.023	0.707	72.40
29	7	A	Brian PLAYFORD	MGB Roadster	1:41.455	3	6	19.431	4.408	69.26
30	36	B	Colin JONES	MGA Twin Cam		0	1			

CARS 7, 26 & 81 - TRANSPONDERS NOT WORKING FIX OR YOU WILL BE IGNORED IN THE RACE

Weather / Track : Cloudy / Dry

These results are provisional until the conclusion of any judicial and technical matters.

Snetterton
Circuit Length = 1.9520 miles
Start: 09:01 End: 09:18

Clerk of Course :	Timekeeper :
-------------------	--------------

MGCC Zero Exhaust Thoroughbred Sportscars

QUALIFYING - RACE 1 - LAP ANALYSIS

1	Mike HAZLEWOOD		Triumph TR6 Sports				
1 -	1:43.479	+ 16.222	9:03:12.313	6 -	1:31.662	+ 4.405	9:10:52.249
2 -	1:34.690	+ 7.433	9:04:47.003	7 -	1:28.871	+ 1.614	9:12:21.120
3 -	1:32.552	+ 5.295	9:06:19.555	8 -	1:29.089	+ 1.832	9:13:50.209
4 -	1:30.371	+ 3.114	9:07:49.926	9 -	1:28.485	+ 1.228	9:15:18.694
5 -	1:30.661	+ 3.404	9:09:20.587	10 -	1:27.257		9:16:45.951
4	Peter HISCOCKS		MGA				
1 -	1:58.818	+ 21.771	9:04:17.985	6 -	1:39.501	+ 2.454	9:12:45.859
2 -	1:45.320	+ 8.273	9:06:03.305	7 -	1:37.973	+ 0.926	9:14:23.832
3 -	1:42.507	+ 5.460	9:07:45.812	8 -	1:39.033	+ 1.986	9:16:02.865
4 -	1:41.361	+ 4.314	9:09:27.173	9 -	1:37.047		9:17:39.912
5 -	1:39.185	+ 2.138	9:11:06.358				
6	Simon OREBI GANN		Morgan Roadster				
1 -	1:48.948	+ 21.104	9:03:39.685	6 -	1:30.687	+ 2.843	9:11:35.051
2 -	1:37.011	+ 9.167	9:05:16.696	7 -	1:28.338	+ 0.494	9:13:03.389
3 -	1:33.823	+ 5.979	9:06:50.519	8 -	1:28.270	+ 0.426	9:14:31.659
4 -	1:34.108	+ 6.264	9:08:24.627	9 -	1:27.946	+ 0.102	9:15:59.605
5 -	1:39.737	+ 11.893	9:10:04.364	10 -	1:27.844		9:17:27.449
7	Brian PLAYFORD		MGB Roadster				
1 -	1:47.017	+ 5.562	9:05:17.611	4 -	3:23.325	+ 1:41.870	9:12:04.756
2 -	1:42.365	+ 0.910	9:06:59.976	5 -	3:31.106	+ 1:49.651	9:15:35.862
3 -	1:41.455		9:08:41.431	6 -	1:47.417	+ 5.962	9:17:23.279
26	Peter BARNARD		Elva Courier				
1 -	1:42.419	+ 8.867	9:05:52.717	4 -	1:33.552		9:10:42.457
2 -	1:38.652	+ 5.100	9:07:31.369	5 -	4:34.456	+ 3:00.904	9:15:16.913
3 -	1:37.536	+ 3.984	9:09:08.905	6 -	1:40.388	+ 6.836	9:16:57.301
33	Max CAWTHORN		MGB Roadster				
1 -	1:59.729	+ 29.708	9:04:13.181	6 -	1:34.641	+ 4.620	9:12:26.596
2 -	1:46.423	+ 16.402	9:05:59.604	7 -	1:32.476	+ 2.455	9:13:59.072
3 -	1:37.947	+ 7.926	9:07:37.551	8 -	1:33.196	+ 3.175	9:15:32.268
4 -	1:36.838	+ 6.817	9:09:14.389	9 -	1:30.021		9:17:02.289
5 -	1:37.566	+ 7.545	9:10:51.955				
35	Rob SPENCER		MGB GT V8				
1 -	1:51.398	+ 19.686	9:03:49.315	6 -	1:32.954	+ 1.242	9:11:48.553
2 -	1:38.658	+ 6.946	9:05:27.973	7 -	1:32.452	+ 0.740	9:13:21.005
3 -	1:35.819	+ 4.107	9:07:03.792	8 -	1:31.712		9:14:52.717
4 -	1:37.168	+ 5.456	9:08:40.960	9 -	1:39.832	+ 8.120	9:16:32.549
5 -	1:34.639	+ 2.927	9:10:15.599				
36	Colin JONES		MGA Twin Cam				
1 -	2:15.095	- 03:58:39.681	9:03:57.420				
37	Barry HOLMES		MGB GT V8				
1 -	2:22.281	+ 54.387	9:04:31.117	6 -	1:30.606	+ 2.712	9:12:18.698
2 -	1:37.838	+ 9.944	9:06:08.955	7 -	1:29.121	+ 1.227	9:13:47.819
3 -	1:33.007	+ 5.113	9:07:41.962	8 -	1:27.894		9:15:15.713
4 -	1:32.331	+ 4.437	9:09:14.293	9 -	1:28.421	+ 0.527	9:16:44.134
5 -	1:33.799	+ 5.905	9:10:48.092				
44	Peter SAMUELS		MGB Roadster				
1 -	1:47.539	+ 20.772	9:03:43.154	6 -	1:27.560	+ 0.793	9:11:21.018
2 -	1:35.116	+ 8.349	9:05:18.270	7 -	1:26.767		9:12:47.785
3 -	1:33.352	+ 6.585	9:06:51.622	8 -	1:27.359	+ 0.592	9:14:15.144
4 -	1:30.914	+ 4.147	9:08:22.536	9 -	1:27.771	+ 1.004	9:15:42.915
5 -	1:30.922	+ 4.155	9:09:53.458	10 -	1:27.763	+ 0.996	9:17:10.678

CARS 7, 26 & 81 - TRANSPONDERS NOT WORKING FIX OR YOU WILL BE IGNORED IN THE RACE

Weather / Track : Cloudy / Dry

www.tsl-timing.com

Snetterton
Circuit Length = 1.9520 miles
Start: 09:01 End: 09:18

MGCC Zero Exhaust Thoroughbred Sportscars

QUALIFYING - RACE 1 - LAP ANALYSIS

48	Jo PARRINGTON			MGB GT V8			
1 -	1:43.546	+ 15.325	9:05:04.922	6 -	1:28.582	+ 0.361	9:12:39.590
2 -	1:35.723	+ 7.502	9:06:40.645	7 -	1:29.405	+ 1.184	9:14:08.995
3 -	1:31.004	+ 2.783	9:08:11.649	8 -	1:28.435	+ 0.214	9:15:37.430
4 -	1:30.862	+ 2.641	9:09:42.511	9 -	1:28.221		9:17:05.651
5 -	1:28.497	+ 0.276	9:11:11.008				
50	Simon CRIPPS			MGB GT V8			
1 -	1:50.913	+ 16.850	9:04:01.803	4 -	1:40.146	+ 6.083	9:08:58.128
2 -	1:42.116	+ 8.053	9:05:43.919	5 -	1:39.273	+ 5.210	9:10:37.401
3 -	1:34.063		9:07:17.982	6 -	1:41.418	+ 7.355	9:12:18.819
53	Roy CHAMBERLAIN			Triumph TR3B			
1 -	1:54.466	+ 24.268	9:04:01.548	6 -	1:31.198	+ 1.000	9:11:53.586
2 -	1:43.827	+ 13.629	9:05:45.375	7 -	1:31.157	+ 0.959	9:13:24.743
3 -	1:33.527	+ 3.329	9:07:18.902	8 -	1:30.198		9:14:54.941
4 -	1:32.076	+ 1.878	9:08:50.978	9 -	1:31.534	+ 1.336	9:16:26.475
5 -	1:31.410	+ 1.212	9:10:22.388				
55	Andrew POTTER			Morgan Roadster			
1 -	2:00.528	+ 29.791	9:04:00.628	6 -	1:34.475	+ 3.738	9:12:24.064
2 -	1:47.764	+ 17.027	9:05:48.392	7 -	1:33.733	+ 2.996	9:13:57.797
3 -	1:43.747	+ 13.010	9:07:32.139	8 -	1:31.530	+ 0.793	9:15:29.327
4 -	1:38.686	+ 7.949	9:09:10.825	9 -	1:30.737		9:17:00.064
5 -	1:38.764	+ 8.027	9:10:49.589				
56	Ken PATON			Jaguar D-Type Replica			
1 -	1:50.002	+ 21.993	9:04:15.734	6 -	1:28.177	+ 0.168	9:12:06.607
2 -	1:41.274	+ 13.265	9:05:57.008	7 -	1:29.962	+ 1.953	9:13:36.569
3 -	1:38.653	+ 10.644	9:07:35.661	8 -	1:31.790	+ 3.781	9:15:08.359
4 -	1:33.847	+ 5.838	9:09:09.508	9 -	1:28.009		9:16:36.368
5 -	1:28.922	+ 0.913	9:10:38.430				
58	Jeremy KNIGHT			Jaguar D-Type Replica			
1 -	1:43.020	+ 15.120	9:03:22.956	6 -	1:31.366	+ 3.466	9:11:05.778
2 -	1:35.577	+ 7.677	9:04:58.533	7 -	1:30.163	+ 2.263	9:12:35.941
3 -	1:32.163	+ 4.263	9:06:30.696	8 -	1:29.671	+ 1.771	9:14:05.612
4 -	1:31.602	+ 3.702	9:08:02.298	9 -	1:29.527	+ 1.627	9:15:35.139
5 -	1:32.114	+ 4.214	9:09:34.412	10 -	1:27.900		9:17:03.039
74	Phillip LAMBE			Triumph TR6			
1 -	1:54.458	+ 22.497	9:04:11.842	6 -	1:36.521	+ 4.560	9:12:33.708
2 -	1:42.227	+ 10.266	9:05:54.069	7 -	1:35.255	+ 3.294	9:14:08.963
3 -	1:40.443	+ 8.482	9:07:34.512	8 -	1:32.920	+ 0.959	9:15:41.883
4 -	1:39.025	+ 7.064	9:09:13.537	9 -	1:31.961		9:17:13.844
5 -	1:43.650	+ 11.689	9:10:57.187				
75	Steve CHAPMAN			Triumph TR4			
1 -	1:54.067	+ 21.057	9:03:58.370	4 -	1:33.396	+ 0.386	9:08:50.023
2 -	1:41.803	+ 8.793	9:05:40.173	5 -	1:33.010		9:10:23.033
3 -	1:36.454	+ 3.444	9:07:16.627				
76	Peter DUBSKY			Jaguar D Type			
1 -	1:58.949	+ 29.848	9:04:30.311	6 -	1:30.469	+ 1.368	9:12:24.691
2 -	1:39.558	+ 10.457	9:06:09.869	7 -	1:30.904	+ 1.803	9:13:55.595
3 -	1:34.803	+ 5.702	9:07:44.672	8 -	1:29.101		9:15:24.696
4 -	1:33.069	+ 3.968	9:09:17.741	9 -	1:29.674	+ 0.573	9:16:54.370
5 -	1:36.481	+ 7.380	9:10:54.222				
78	Roger WHITESIDE			Morgan Roadster			
1 -	1:50.860	+ 14.520	9:04:12.959	4 -	2:12.471	+ 36.131	9:09:38.983
2 -	1:37.213	+ 0.873	9:05:50.172	5 -	1:36.538	+ 0.198	9:11:15.521
3 -	1:36.340		9:07:26.512				

CARS 7, 26 & 81 - TRANSPONDERS NOT WORKING FIX OR YOU WILL BE IGNORED IN THE RACE

Weather / Track : Cloudy / Dry

MGCC Zero Exhaust Thoroughbred Sportscars

QUALIFYING - RACE 1 - LAP ANALYSIS

79	Ulrich VIERHAUS		Morgan Roadster			
1 -	1:48.290	+ 15.059	9:03:32.138	6 -	1:33.231	9:12:30.535
2 -	2:38.603	+ 1:05.372	9:06:10.741	7 -	1:33.401	+ 0.170 9:14:03.936
3 -	1:35.947	+ 2.716	9:07:46.688	8 -	1:34.016	+ 0.785 9:15:37.952
4 -	1:34.610	+ 1.379	9:09:21.298	9 -	1:34.793	+ 1.562 9:17:12.745
5 -	1:36.006	+ 2.775	9:10:57.304			
81	Tim FALCE		Jaguar 'D' Type			
1 -	1:41.142	+ 12.367	9:05:55.432	5 -	1:31.776	+ 3.001 9:13:39.518
2 -	3:11.663	+ 1:42.888	9:09:07.095	6 -	1:29.623	+ 0.848 9:15:09.141
3 -	1:29.990	+ 1.215	9:10:37.085	7 -	1:28.775	9:16:37.916
4 -	1:30.657	+ 1.882	9:12:07.742			
82	Sharlie GODDARD		Morgan Plus 8			
1 -	1:47.453	+ 17.546	9:03:35.855	6 -	1:33.030	+ 3.123 9:11:28.192
2 -	1:35.481	+ 5.574	9:05:11.336	7 -	1:32.679	+ 2.772 9:13:00.871
3 -	1:35.054	+ 5.147	9:06:46.390	8 -	1:33.703	+ 3.796 9:14:34.574
4 -	1:33.646	+ 3.739	9:08:20.036	9 -	1:30.678	+ 0.771 9:16:05.252
5 -	1:35.126	+ 5.219	9:09:55.162	10 -	1:29.907	9:17:35.159
85	Andy GREEN		Morgan Plus 8			
1 -	1:44.016	+ 21.064	9:03:30.595	6 -	1:30.545	+ 7.593 9:10:49.074
2 -	1:29.657	+ 6.705	9:05:00.252	7 -	1:26.763	+ 3.811 9:12:15.837
3 -	1:26.875	+ 3.923	9:06:27.127	8 -	1:24.222	+ 1.270 9:13:40.059
4 -	1:25.852	+ 2.900	9:07:52.979	9 -	1:26.220	+ 3.268 9:15:06.279
5 -	1:25.550	+ 2.598	9:09:18.529	10 -	1:22.952	9:16:29.231
87	Tony LEES		Morgan Plus 8			
1 -	1:42.612	+ 18.639	9:03:18.506	6 -	1:27.240	+ 3.267 9:10:45.341
2 -	1:31.964	+ 7.991	9:04:50.470	7 -	1:26.066	+ 2.093 9:12:11.407
3 -	1:29.162	+ 5.189	9:06:19.632	8 -	1:25.743	+ 1.770 9:13:37.150
4 -	1:27.089	+ 3.116	9:07:46.721	9 -	1:24.965	+ 0.992 9:15:02.115
5 -	1:31.380	+ 7.407	9:09:18.101	10 -	1:23.973	9:16:26.088
89	John EMBERSON		Morgan Roadster			
1 -	1:42.961	+ 15.231	9:03:17.506	6 -	1:32.672	+ 4.942 9:10:56.068
2 -	1:35.500	+ 7.770	9:04:53.006	7 -	1:29.640	+ 1.910 9:12:25.708
3 -	1:31.748	+ 4.018	9:06:24.754	8 -	1:30.287	+ 2.557 9:13:55.995
4 -	1:29.972	+ 2.242	9:07:54.726	9 -	1:29.235	+ 1.505 9:15:25.230
5 -	1:28.670	+ 0.940	9:09:23.396	10 -	1:27.730	9:16:52.960
90	Tony RIVERS		Morgan Roadster			
1 -	1:48.625	+ 22.033	9:03:33.738	6 -	1:29.983	+ 3.391 9:11:23.502
2 -	1:38.121	+ 11.529	9:05:11.859	7 -	1:28.557	+ 1.965 9:12:52.059
3 -	1:36.592	+ 10.000	9:06:48.451	8 -	1:31.940	+ 5.348 9:14:23.999
4 -	1:32.084	+ 5.492	9:08:20.535	9 -	1:31.040	+ 4.448 9:15:55.039
5 -	1:32.984	+ 6.392	9:09:53.519	10 -	1:26.592	9:17:21.631
91	Philip GODDARD		Morgan Plus 8			
1 -	1:41.998	+ 19.571	9:03:05.790	7 -	1:26.423	+ 3.996 9:11:49.696
2 -	1:28.410	+ 5.983	9:04:34.200	8 -	1:27.051	+ 4.624 9:13:16.747
3 -	1:27.089	+ 4.662	9:06:01.289	9 -	1:23.832	+ 1.405 9:14:40.579
4 -	1:29.808	+ 7.381	9:07:31.097	10 -	1:23.106	+ 0.679 9:16:03.685
5 -	1:26.705	+ 4.278	9:08:57.802	11 -	1:22.427	9:17:26.112
6 -	1:25.471	+ 3.044	9:10:23.273			
93	Chris ACKLAM		Morgan Plus 8			
1 -	1:42.097	+ 20.073	9:03:08.456	7 -	1:25.983	+ 3.959 9:11:52.737
2 -	1:26.498	+ 4.474	9:04:34.954	8 -	1:23.578	+ 1.554 9:13:16.315
3 -	1:27.409	+ 5.385	9:06:02.363	9 -	1:22.197	+ 0.173 9:14:38.512
4 -	1:31.533	+ 9.509	9:07:33.896	10 -	1:22.932	+ 0.908 9:16:01.444
5 -	1:27.755	+ 5.731	9:09:01.651	11 -	1:22.024	9:17:23.468
6 -	1:25.103	+ 3.079	9:10:26.754			

CARS 7, 26 & 81 - TRANSPONDERS NOT WORKING FIX OR YOU WILL BE IGNORED IN THE RACE

Weather / Track : Cloudy / Dry

**MGCC Zero Exhaust Thoroughbred Sportscars
 QUALIFYING - RACE 1 - LAP ANALYSIS**

97	Roger CONNELL			TVR Griffiths			
1 -	1:53.521	+ 26.079	9:06:52.761	4 -	1:27.713	+ 0.271	9:11:25.177
2 -	1:33.090	+ 5.648	9:08:25.851	5 -	1:27.442		9:12:52.619
3 -	1:31.613	+ 4.171	9:09:57.464	6 -	1:30.253	+ 2.811	9:14:22.872

CARS 7, 26 & 81 - TRANSPONDERS NOT WORKING FIX OR YOU WILL BE IGNORED IN THE RACE

Weather / Track : Cloudy / Dry

MGCC Kerridges MG Trophy Championship
QUALIFYING - RACE 2 - CLASSIFICATION

POS	NO	CL	NAME	ENTRY	TIME	ON	LAPS	GAP	DIFF	MPH
1	3	B	Christopher BRAY	MG ZR 190	1:21.553	8	8			86.16
2	69	B	Paul LUTI	MG ZR 190	1:21.929	9	9	0.376	0.376	85.77
3	2	B	Malcolm GAMMONS	MG ZR 190	1:22.073	8	8	0.520	0.144	85.62
4	4	B	Paul WALLACE	MG ZR 190	1:22.179	9	9	0.626	0.106	85.50
5	9	B	Ben JACQUES	MG ZR 190	1:23.135	9	9	1.582	0.956	84.52
6	19	A	Andy RAINE	MGF TF 190	1:23.172	9	9	1.619	0.037	84.48
7	99	B	Nicholas BARFOOT	MG ZR 190	1:23.439	9	9	1.886	0.267	84.21
8	12	A	Philip STANDISH	MGF TF 190	1:23.800	9	9	2.247	0.361	83.85
9	6	B	Dean CLEMENTS	MG ZR 190	1:24.623	7	9	3.070	0.823	83.04
10	10	B	Sean PETERS	MG ZR 190	1:24.950	9	9	3.397	0.327	82.72
11	83	B	David COULTHARD	MG ZR 190	1:27.406	8	8	5.853	2.456	80.39
12	8	A	Andrew RADFORD	MGF TF 190	1:27.601	8	8	6.048	0.195	80.21
13	5	C	Charlie BROWN	MG ZR160	1:28.186	9	9	6.633	0.585	79.68
14	21	B	Doug COLE	MG ZR 190	1:28.219	3	3	6.666	0.033	79.65
15	1	C	John BROWN	MG ZR160	1:29.063	9	9	7.510	0.844	78.90
16	33	D	Oliver HALL	MGF TF 160	1:31.095	8	9	9.542	2.032	77.14
17	14	C	Charles HAZEL	MG ZR 160	1:40.005	3	7	18.452	8.910	70.26
18	84	D	Helen WADDINGTON	MGF TF 160	1:45.846	3	7	24.293	5.841	66.38

Weather / Track : Cloudy / Dry

These results are provisional until the conclusion of any judicial and technical matters.

Snetterton
 Circuit Length = 1.9520 miles
 Start: 09:23 End: 09:47

Clerk of Course :		Timekeeper :
-------------------	--	--------------

MGCC Kerridges MG Trophy Championship

QUALIFYING - RACE 2 - LAP ANALYSIS

1	John BROWN		MG ZR160				
1 -	1:44.018	+ 14.955	9:25:55.591	6 -	1:37.475	+ 8.412	9:42:18.042
2 -	1:32.544	+ 3.481	9:27:28.135	7 -	1:30.963	+ 1.900	9:43:49.005
3 -	1:31.083	+ 2.020	9:28:59.218	8 -	1:29.250	+ 0.187	9:45:18.255
4 -	2:03.543 P	+ 34.480	9:31:02.761	9 -	1:29.063		9:46:47.318
5 -	9:37.806	+ 8:08.743	9:40:40.567				
2	Malcolm GAMMONS		MG ZR 190				
1 -	2:04.537	+ 42.464	9:26:29.972	5 -	10:16.004 P	+ 8:53.931	9:40:56.987
2 -	1:25.478	+ 3.405	9:27:55.450	6 -	1:28.532	+ 6.459	9:42:25.519
3 -	1:22.935	+ 0.862	9:29:18.385	7 -	1:24.999	+ 2.926	9:43:50.518
4 -	1:22.598	+ 0.525	9:30:40.983	8 -	1:22.073		9:45:12.591
3	Christopher BRAY		MG ZR 190				
1 -	1:50.490	+ 28.937	9:26:32.229	5 -	1:32.060	+ 10.507	9:42:23.264
2 -	1:27.032	+ 5.479	9:27:59.261	6 -	1:23.764	+ 2.211	9:43:47.028
3 -	1:44.941	+ 23.388	9:29:44.202	7 -	1:21.908	+ 0.355	9:45:08.936
4 -	11:07.002 P	+ 9:45.449	9:40:51.204	8 -	1:21.553		9:46:30.489
4	Paul WALLACE		MG ZR 190				
1 -	1:41.498	+ 19.319	9:25:37.936	6 -	1:32.341	+ 10.162	9:42:13.638
2 -	1:28.562	+ 6.383	9:27:06.498	7 -	1:22.692	+ 0.513	9:43:36.330
3 -	1:25.443	+ 3.264	9:28:31.941	8 -	1:22.594	+ 0.415	9:44:58.924
4 -	1:23.562	+ 1.383	9:29:55.503	9 -	1:22.179		9:46:21.103
5 -	10:45.794 P	+ 9:23.615	9:40:41.297				
5	Charlie BROWN		MG ZR160				
1 -	1:40.570	+ 12.384	9:25:48.948	6 -	1:37.091	+ 8.905	9:42:16.330
2 -	1:35.833	+ 7.647	9:27:24.781	7 -	1:30.478	+ 2.292	9:43:46.808
3 -	1:30.492	+ 2.306	9:28:55.273	8 -	1:29.537	+ 1.351	9:45:16.345
4 -	1:32.800	+ 4.614	9:30:28.073	9 -	1:28.186		9:46:44.531
5 -	10:11.166 P	+ 8:42.980	9:40:39.239				
6	Dean CLEMENTS		MG ZR 190				
1 -	1:46.848	+ 22.225	9:25:51.384	6 -	1:32.468	+ 7.845	9:42:05.842
2 -	1:38.082	+ 13.459	9:27:29.466	7 -	1:24.623		9:43:30.465
3 -	1:27.394	+ 2.771	9:28:56.860	8 -	1:41.793	+ 17.170	9:45:12.258
4 -	1:25.457	+ 0.834	9:30:22.317	9 -	1:25.036	+ 0.413	9:46:37.294
5 -	10:11.057 P	+ 8:46.434	9:40:33.374				
8	Andrew RADFORD		MGF TF 190				
1 -	1:53.129	+ 25.528	9:26:12.943	5 -	10:02.965 P	+ 8:35.364	9:40:56.392
2 -	1:36.890	+ 9.289	9:27:49.833	6 -	1:44.060	+ 16.459	9:42:40.452
3 -	1:32.966	+ 5.365	9:29:22.799	7 -	1:29.645	+ 2.044	9:44:10.097
4 -	1:30.628	+ 3.027	9:30:53.427	8 -	1:27.601		9:45:37.698
9	Ben JACQUES		MG ZR 190				
1 -	1:40.408	+ 17.273	9:25:54.101	6 -	1:35.350	+ 12.215	9:42:24.955
2 -	1:28.394	+ 5.259	9:27:22.495	7 -	1:26.150	+ 3.015	9:43:51.105
3 -	1:25.324	+ 2.189	9:28:47.819	8 -	1:24.411	+ 1.276	9:45:15.516
4 -	1:24.820	+ 1.685	9:30:12.639	9 -	1:23.135		9:46:38.651
5 -	10:36.966 P	+ 9:13.831	9:40:49.605				
10	Sean PETERS		MG ZR 190				
1 -	1:56.385	+ 31.435	9:25:58.146	6 -	1:35.781	+ 10.831	9:42:11.646
2 -	1:33.272	+ 8.322	9:27:31.418	7 -	1:26.593	+ 1.643	9:43:38.239
3 -	1:28.093	+ 3.143	9:28:59.511	8 -	1:25.463	+ 0.513	9:45:03.702
4 -	1:27.622	+ 2.672	9:30:27.133	9 -	1:24.950		9:46:28.652
5 -	10:08.732 P	+ 8:43.782	9:40:35.865				
12	Philip STANDISH		MGF TF 190				
1 -	1:43.395	+ 19.595	9:26:00.405	6 -	1:32.314	+ 8.514	9:42:06.865
2 -	1:29.419	+ 5.619	9:27:29.824	7 -	1:24.580	+ 0.780	9:43:31.445

Snetterton
 Circuit Length = 1.9520 miles
 Start: 09:23 End: 09:47

Weather / Track : Cloudy / Dry

MGCC Kerridges MG Trophy Championship


QUALIFYING - RACE 2 - LAP ANALYSIS

3 -	1:26.064	+ 2.264	9:28:55.888	8 -	1:26.631	+ 2.831	9:44:58.076
4 -	1:27.080	+ 3.280	9:30:22.968	9 -	1:23.800		9:46:21.876
5 -	10:11.583 P	+ 8:47.783	9:40:34.551				
14	Charles HAZEL		MG ZR 160				
1 -	1:57.982	+ 17.977	9:26:13.064	5 -	2:00.761	+ 20.756	9:42:55.632
2 -	1:43.078	+ 3.073	9:27:56.142	6 -	1:45.566	+ 5.561	9:44:41.198
3 -	1:40.005		9:29:36.147	7 -	1:40.924	+ 0.919	9:46:22.122
4 -	11:18.724 P	+ 9:38.719	9:40:54.871				
19	Andy RAINE		MGF TF 190				
1 -	1:37.676	+ 14.504	9:25:43.477	6 -	1:37.471	+ 14.299	9:42:24.409
2 -	1:29.779	+ 6.607	9:27:13.256	7 -	1:25.906	+ 2.734	9:43:50.315
3 -	1:27.512	+ 4.340	9:28:40.768	8 -	1:24.543	+ 1.371	9:45:14.858
4 -	1:26.493	+ 3.321	9:30:07.261	9 -	1:23.172		9:46:38.030
5 -	10:39.677 P	+ 9:16.505	9:40:46.938				
21	Doug COLE		MG ZR 190				
1 -	2:05.446	+ 37.227	9:26:26.988	3 -	1:28.219		9:29:29.406
2 -	1:34.199	+ 5.980	9:28:01.187				
33	Oliver HALL		MGF TF 160				
1 -	1:39.245	+ 8.150	9:25:38.949	6 -	1:40.059	+ 8.964	9:42:17.486
2 -	1:31.304	+ 0.209	9:27:10.253	7 -	1:33.113	+ 2.018	9:43:50.599
3 -	1:40.125	+ 9.030	9:28:50.378	8 -	1:31.095		9:45:21.694
4 -	1:31.465	+ 0.370	9:30:21.843	9 -	1:34.648	+ 3.553	9:46:56.342
5 -	10:15.584 P	+ 8:44.489	9:40:37.427				
69	Paul LUTI		MG ZR 190				
1 -	1:37.626	+ 15.697	9:25:35.751	6 -	1:54.854	+ 32.925	9:42:39.680
2 -	1:28.544	+ 6.615	9:27:04.295	7 -	1:27.520	+ 5.591	9:44:07.200
3 -	1:25.485	+ 3.556	9:28:29.780	8 -	1:22.971	+ 1.042	9:45:30.171
4 -	1:23.263	+ 1.334	9:29:53.043	9 -	1:21.929		9:46:52.100
5 -	10:51.783 P	+ 9:29.854	9:40:44.826				
83	David COULTHARD		MG ZR 190				
1 -	1:46.947	+ 19.541	9:26:05.690	5 -	10:25.350 P	+ 8:57.944	9:41:11.238
2 -	1:31.118	+ 3.712	9:27:36.808	6 -	1:44.325	+ 16.919	9:42:55.563
3 -	1:28.726	+ 1.320	9:29:05.534	7 -	1:31.821	+ 4.415	9:44:27.384
4 -	1:40.354	+ 12.948	9:30:45.888	8 -	1:27.406		9:45:54.790
84	Helen WADDINGTON		MGF TF 160				
1 -	2:02.251	+ 16.405	9:26:11.977	5 -	2:06.859	+ 21.013	9:42:55.309
2 -	1:52.276	+ 6.430	9:28:04.253	6 -	1:50.194	+ 4.348	9:44:45.503
3 -	1:45.846		9:29:50.099	7 -	1:46.080	+ 0.234	9:46:31.583
4 -	10:58.351 P	+ 9:12.505	9:40:48.450				
99	Nicholas BARFOOT		MG ZR 190				
1 -	1:36.258	+ 12.819	9:25:38.973	6 -	1:34.499	+ 11.060	9:42:20.346
2 -	1:28.122	+ 4.683	9:27:07.095	7 -	1:24.804	+ 1.365	9:43:45.150
3 -	1:25.537	+ 2.098	9:28:32.632	8 -	1:23.612	+ 0.173	9:45:08.762
4 -	1:26.994	+ 3.555	9:29:59.626	9 -	1:23.439		9:46:32.201
5 -	10:46.221 P	+ 9:22.782	9:40:45.847				

Weather / Track : Cloudy / Dry

MGCC Kerridges MG Trophy Championship

RACE 2 - GRID


ROW 9	1:40.005 14 Charles HAZEL	1:45.846 84 Helen WADDINGTON
ROW 8	1:29.063 1 John BROWN	1:31.095 33 Oliver HALL
ROW 7	1:28.186 5 Charlie BROWN	1:28.219 21 Doug COLE
ROW 6	1:27.406 83 David COULTHARD	1:27.601 8 Andrew RADFORD
ROW 5	1:24.623 6 Dean CLEMENTS	1:24.950 10 Sean PETERS
ROW 4	1:23.439 99 Nicholas BARFOOT	1:23.800 12 Philip STANDISH
ROW 3	1:23.135 9 Ben JACQUES	1:23.172 19 Andy RAINE
ROW 2	1:22.073 2 Malcolm GAMMONS	1:22.179 4 Paul WALLACE
ROW 1	1:21.553 3 Christopher BRAY	1:21.929 69 Paul LUTI
Pole		
		

Snetterton
Circuit Length = 1.9520 miles

Clerk of Course :		Timekeeper :

MGCC Kerridges MG Trophy Championship

RACE 11 - GRID

ROW 9	1:40.924 14 Charles HAZEL	1:46.080 84 Helen WADDINGTON
ROW 8	1:31.304 33 Oliver HALL	1:34.199 21 Doug COLE
ROW 7	1:29.537 5 Charlie BROWN	1:29.645 8 Andrew RADFORD
ROW 6	1:28.726 83 David COULTHARD	1:29.250 1 John BROWN
ROW 5	1:25.036 6 Dean CLEMENTS	1:25.463 10 Sean PETERS
ROW 4	1:24.543 19 Andy RAINE	1:24.580 12 Philip STANDISH
ROW 3	1:23.612 99 Nicholas BARFOOT	1:24.411 9 Ben JACQUES
ROW 2	1:22.598 2 Malcolm GAMMONS	1:22.971 69 Paul LUTI
ROW 1	1:21.908 3 Christopher BRAY	1:22.594 4 Paul WALLACE
Pole		
		

Snetterton
Circuit Length = 1.9520 miles

Clerk of Course :		Timekeeper :

MGCC Drayton Manor Park Metro Cup

QUALIFYING - RACE 3 - CLASSIFICATION

POS	NO	CL	NAME	ENTRY	TIME	ON	LAPS	GAP	DIFF	MPH
1	52	C	Simon WHITE	MG Metro	1:28.628	7	10			79.28
2	14	C	Mark BELLAMY	MG Metro	1:29.113	4	10	0.485	0.485	78.85
3	79	C	Paul ASHTON	MG Metro	1:29.978	8	10	1.350	0.865	78.09
4	49	C	Richard GARRARD	MG Metro Turbo	1:31.108	9	10	2.480	1.130	77.12
5	96	C	David JAVES	MG Metro	1:31.498	9	9	2.870	0.390	76.80
6	17	B	Nick ISAAC	Rover Metro Gti	1:32.067	8	9	3.439	0.569	76.32
7	1	B	Iain PATTERSON	Rover Metro Gti	1:32.081	4	6	3.453	0.014	76.31
8	32	C	Tony DOWLER	MG Metro	1:32.564	9	9	3.936	0.483	75.91
9	58	C	Michael HARRIS	MG Metro Turbo	1:33.017	8	9	4.389	0.453	75.54
10	77	D	Wayne S PARKER	Rover Metro GTi	1:33.143	9	9	4.515	0.126	75.44
11	7	C	Tony HOWE	MG Metro Turbo	1:33.439	9	10	4.811	0.296	75.20
12	69	B	James DUNKLEY	MG Metro	1:34.062	6	10	5.434	0.623	74.70
13	88	B	Neal GARDINER	MG Metro	1:34.794	8	8	6.166	0.732	74.13
14	74	B	Richard STONE	MG Metro	1:36.093	7	7	7.465	1.299	73.12
15	20	B	David HEASMAN	Rover Metro Gti	1:37.233	7	9	8.605	1.140	72.27
16	10	B	Miles GENTLE	Rover Metro Gti	1:37.518	6	9	8.890	0.285	72.05
17	43	B	James WEBB	Metro Gti	1:37.715	8	9	9.087	0.197	71.91
18	38	B	Steve CARTER	MG Metro	1:38.716	8	9	10.088	1.001	71.18
19	11	D	Pete THOMSON	Rover Metro GTi	1:39.520	9	9	10.892	0.804	70.61
20	2	D	Ewart KITSON	MG ZR	1:40.320	5	9	11.692	0.800	70.04
21	41	B	David WILLIAMS	Rover Metro Gti	1:40.446	8	9	11.818	0.126	69.95
22	91	A	Keith PAGE	MG Metro	1:40.815	8	9	12.187	0.369	69.70
23	90	A	Warren KENNEDY	MG Metro	1:41.238	8	8	12.610	0.423	69.41

CAR 88 - TRANSPONDER NOT WORKING - FIX OR YOU WILL BE IGNORED IN THE RACE
 CAR 38 - TRANSPONDER INCORRECTLY MOUNTED

Weather / Track : Cloudy / Dry

These results are provisional until the conclusion of any judicial and technical matters.

Snetterton
 Circuit Length = 1.9520 miles
 Start: 09:55 End: 10:11

Clerk of Course :		Timekeeper :
-------------------	--	--------------

MGCC Drayton Manor Park Metro Cup

QUALIFYING - RACE 3 - LAP ANALYSIS

1	Iain PATTERSON		Rover Metro Gti			
1 -	1:50.042	+ 17.961	9:57:06.988	4 -	1:32.081	10:01:45.476
2 -	1:33.531	+ 1.450	9:58:40.519	5 -	1:44.840	10:03:30.316
3 -	1:32.876	+ 0.795	10:00:13.395	6 -	1:33.987	10:05:04.303
2	Ewart KITSON		MG ZR			
1 -	1:51.845	+ 11.525	9:57:10.052	6 -	1:40.983	10:05:43.757
2 -	1:47.758	+ 7.438	9:58:57.810	7 -	1:41.935	10:07:25.692
3 -	1:42.952	+ 2.632	10:00:40.762	8 -	1:40.497	10:09:06.189
4 -	1:41.692	+ 1.372	10:02:22.454	9 -	1:40.525	10:10:46.714
5 -	1:40.320		10:04:02.774			
7	Tony HOWE		MG Metro Turbo			
1 -	1:48.633	+ 15.194	9:57:28.529	6 -	1:33.638	10:05:24.801
2 -	1:37.216	+ 3.777	9:59:05.745	7 -	1:33.940	10:06:58.741
3 -	1:36.028	+ 2.589	10:00:41.773	8 -	1:34.884	10:08:33.625
4 -	1:35.063	+ 1.624	10:02:16.836	9 -	1:33.439	10:10:07.064
5 -	1:34.327	+ 0.888	10:03:51.163	10 -	1:34.404	10:11:41.468
10	Miles GENTLE		Rover Metro Gti			
1 -	1:50.166	+ 12.648	9:57:15.916	6 -	1:37.518	10:05:35.397
2 -	1:43.027	+ 5.509	9:58:58.943	7 -	1:38.927	10:07:14.324
3 -	1:39.677	+ 2.159	10:00:38.620	8 -	1:38.846	10:08:53.170
4 -	1:39.933	+ 2.415	10:02:18.553	9 -	1:37.760	10:10:30.930
5 -	1:39.326	+ 1.808	10:03:57.879			
11	Pete THOMSON		Rover Metro GTi			
1 -	1:56.373	+ 16.853	9:57:26.601	6 -	1:42.106	10:06:04.895
2 -	1:47.363	+ 7.843	9:59:13.964	7 -	1:43.283	10:07:48.178
3 -	1:44.198	+ 4.678	10:00:58.162	8 -	1:39.870	10:09:28.048
4 -	1:40.851	+ 1.331	10:02:39.013	9 -	1:39.520	10:11:07.568
5 -	1:43.776	+ 4.256	10:04:22.789			
14	Mark BELLAMY		MG Metro			
1 -	1:47.671	+ 18.558	9:57:02.188	6 -	1:30.181	10:04:34.440
2 -	1:33.664	+ 4.551	9:58:35.852	7 -	1:29.217	10:06:03.657
3 -	1:30.161	+ 1.048	10:00:06.013	8 -	1:30.055	10:07:33.712
4 -	1:29.113		10:01:35.126	9 -	1:29.222	10:09:02.934
5 -	1:29.133	+ 0.020	10:03:04.259	10 -	1:29.356	10:10:32.290
17	Nick ISAAC		Rover Metro Gti			
1 -	1:50.490	+ 18.423	9:57:41.241	6 -	1:33.065	10:05:31.085
2 -	1:32.730	+ 0.663	9:59:13.971	7 -	1:32.593	10:07:03.678
3 -	1:34.269	+ 2.202	10:00:48.240	8 -	1:32.067	10:08:35.745
4 -	1:33.667	+ 1.600	10:02:21.907	9 -	1:44.256	10:10:20.001
5 -	1:36.113	+ 4.046	10:03:58.020			
20	David HEASMAN		Rover Metro Gti			
1 -	1:52.837	+ 15.604	9:57:41.933	6 -	1:37.447	10:05:58.086
2 -	1:40.660	+ 3.427	9:59:22.593	7 -	1:37.233	10:07:35.319
3 -	1:38.952	+ 1.719	10:01:01.545	8 -	1:38.056	10:09:13.375
4 -	1:39.708	+ 2.475	10:02:41.253	9 -	1:37.549	10:10:50.924
5 -	1:39.386	+ 2.153	10:04:20.639			
32	Tony DOWLER		MG Metro			
1 -	1:53.367	+ 20.803	9:57:46.561	6 -	1:34.760	10:05:51.580
2 -	1:38.827	+ 6.263	9:59:25.388	7 -	1:34.789	10:07:26.369
3 -	1:36.611	+ 4.047	10:01:01.999	8 -	1:33.886	10:09:00.255
4 -	1:37.910	+ 5.346	10:02:39.909	9 -	1:32.564	10:10:32.819
5 -	1:36.911	+ 4.347	10:04:16.820			
38	Steve CARTER		MG Metro			
1 -	1:53.500	+ 14.784	9:57:16.138	6 -	1:42.315	10:06:03.663

CAR 88 - TRANSPONDER NOT WORKING - FIX OR YOU WILL BE IGNORED IN THE RACE
 CAR 38 - TRANSPONDER INCORRECTLY MOUNTED
 Weather / Track : Cloudy / Dry

Snetterton
 Circuit Length = 1.9520 miles
 Start: 09:55 End: 10:11

MGCC Drayton Manor Park Metro Cup

QUALIFYING - RACE 3 - LAP ANALYSIS

2 -	1:48.163	+ 9.447	9:59:04.301	7 -	1:42.277	+ 3.561	10:07:45.940
3 -	1:45.485	+ 6.769	10:00:49.786	8 -	1:38.716		10:09:24.656
4 -	1:47.217	+ 8.501	10:02:37.003	9 -	1:39.167	+ 0.451	10:11:03.823
5 -	1:44.345	+ 5.629	10:04:21.348				
41	David WILLIAMS			Rover Metro Gti			
1 -	1:52.601	+ 12.155	9:57:12.255	6 -	1:43.007	+ 2.561	10:06:20.670
2 -	1:47.036	+ 6.590	9:58:59.291	7 -	1:42.863	+ 2.417	10:08:03.533
3 -	1:44.748	+ 4.302	10:00:44.039	8 -	1:40.446		10:09:43.979
4 -	2:09.710	+ 29.264	10:02:53.749	9 -	1:40.682	+ 0.236	10:11:24.661
5 -	1:43.914	+ 3.468	10:04:37.663				
43	James WEBB			Metro Gti			
1 -	1:58.464	+ 20.749	9:57:35.589	6 -	1:38.418	+ 0.703	10:06:00.485
2 -	1:44.282	+ 6.567	9:59:19.871	7 -	1:38.382	+ 0.667	10:07:38.867
3 -	1:39.532	+ 1.817	10:00:59.403	8 -	1:37.715		10:09:16.582
4 -	1:43.634	+ 5.919	10:02:43.037	9 -	1:39.449	+ 1.734	10:10:56.031
5 -	1:39.030	+ 1.315	10:04:22.067				
49	Richard GARRARD			MG Metro Turbo			
1 -	1:47.592	+ 16.484	9:57:26.169	6 -	1:32.469	+ 1.361	10:05:16.181
2 -	1:37.090	+ 5.982	9:59:03.259	7 -	1:33.081	+ 1.973	10:06:49.262
3 -	1:34.193	+ 3.085	10:00:37.452	8 -	1:31.881	+ 0.773	10:08:21.143
4 -	1:33.126	+ 2.018	10:02:10.578	9 -	1:31.108		10:09:52.251
5 -	1:33.134	+ 2.026	10:03:43.712	10 -	1:31.982	+ 0.874	10:11:24.233
52	Simon WHITE			MG Metro			
1 -	1:50.409	+ 21.781	9:57:11.577	6 -	1:29.433	+ 0.805	10:05:04.181
2 -	1:48.773	+ 20.145	9:59:00.350	7 -	1:28.628		10:06:32.809
3 -	1:33.906	+ 5.278	10:00:34.256	8 -	1:29.466	+ 0.838	10:08:02.275
4 -	1:29.567	+ 0.939	10:02:03.823	9 -	1:28.996	+ 0.368	10:09:31.271
5 -	1:30.925	+ 2.297	10:03:34.748	10 -	1:28.705	+ 0.077	10:10:59.976
58	Michael HARRIS			MG Metro Turbo			
1 -	2:08.757	+ 35.740	9:58:07.860	6 -	1:33.206	+ 0.189	10:06:10.735
2 -	1:40.183	+ 7.166	9:59:48.043	7 -	1:36.447	+ 3.430	10:07:47.182
3 -	1:36.561	+ 3.544	10:01:24.604	8 -	1:33.017		10:09:20.199
4 -	1:34.070	+ 1.053	10:02:58.674	9 -	1:33.298	+ 0.281	10:10:53.497
5 -	1:38.855	+ 5.838	10:04:37.529				
69	James DUNKLEY			MG Metro			
1 -	1:50.844	+ 16.782	9:57:06.617	6 -	1:34.062		10:05:07.090
2 -	1:37.272	+ 3.210	9:58:43.889	7 -	1:34.159	+ 0.097	10:06:41.249
3 -	1:36.094	+ 2.032	10:00:19.983	8 -	1:34.558	+ 0.496	10:08:15.807
4 -	1:34.695	+ 0.633	10:01:54.678	9 -	1:34.085	+ 0.023	10:09:49.892
5 -	1:38.350	+ 4.288	10:03:33.028	10 -	1:34.448	+ 0.386	10:11:24.340
74	Richard STONE			MG Metro			
1 -	1:56.383	+ 20.290	9:57:31.656	5 -	1:39.540	+ 3.447	10:04:12.911
2 -	1:44.200	+ 8.107	9:59:15.856	6 -	1:38.979	+ 2.886	10:05:51.890
3 -	1:38.810	+ 2.717	10:00:54.666	7 -	1:36.093		10:07:27.983
4 -	1:38.705	+ 2.612	10:02:33.371				
77	Wayne S PARKER			Rover Metro GTi			
1 -	1:53.027	+ 19.884	9:57:21.304	6 -	1:36.818	+ 3.675	10:05:44.673
2 -	1:45.166	+ 12.023	9:59:06.470	7 -	1:36.664	+ 3.521	10:07:21.337
3 -	1:46.932	+ 13.789	10:00:53.402	8 -	1:34.797	+ 1.654	10:08:56.134
4 -	1:38.113	+ 4.970	10:02:31.515	9 -	1:33.143		10:10:29.277
5 -	1:36.340	+ 3.197	10:04:07.855				
79	Paul ASHTON			MG Metro			
1 -	1:45.804	+ 15.826	9:57:29.330	6 -	1:30.978	+ 1.000	10:05:20.271
2 -	1:37.727	+ 7.749	9:59:07.057	7 -	1:30.143	+ 0.165	10:06:50.414
3 -	1:36.724	+ 6.746	10:00:43.781	8 -	1:29.978		10:08:20.392

CAR 88 - TRANSPONDER NOT WORKING - FIX OR YOU WILL BE IGNORED IN THE RACE
 CAR 38 - TRANSPONDER INCORRECTLY MOUNTED
 Weather / Track : Cloudy / Dry

Snetterton
 Circuit Length = 1.9520 miles
 Start: 09:55 End: 10:11

MGCC Drayton Manor Park Metro Cup
QUALIFYING - RACE 3 - LAP ANALYSIS


4 -	1:33.124	+ 3.146	10:02:16.905	9 -	1:30.908	+ 0.930	10:09:51.300
5 -	1:32.388	+ 2.410	10:03:49.293	10 -	1:31.206	+ 1.228	10:11:22.506
88	Neal GARDINER			MG Metro			
1 -	1:40.610	+ 5.816	9:59:16.692	5 -	1:41.811	+ 7.017	10:05:56.081
2 -	1:38.346	+ 3.552	10:00:55.038	6 -	1:35.197	+ 0.403	10:07:31.278
3 -	1:38.694	+ 3.900	10:02:33.732	7 -	1:34.922	+ 0.128	10:09:06.200
4 -	1:40.538	+ 5.744	10:04:14.270	8 -	1:34.794		10:10:40.994
90	Warren KENNEDY			MG Metro			
1 -	2:13.141	+ 31.903	9:58:08.922	5 -	1:42.845	+ 1.607	10:05:13.215
2 -	1:48.216	+ 6.978	9:59:57.138	6 -	1:44.297	+ 3.059	10:06:57.512
3 -	1:45.761	+ 4.523	10:01:42.899	7 -	1:46.911	+ 5.673	10:08:44.423
4 -	1:47.471	+ 6.233	10:03:30.370	8 -	1:41.238		10:10:25.661
91	Keith PAGE			MG Metro			
1 -	1:54.319	+ 13.504	9:57:18.049	6 -	1:41.824	+ 1.009	10:05:50.833
2 -	1:42.175	+ 1.360	9:59:00.224	7 -	1:42.835	+ 2.020	10:07:33.668
3 -	1:45.565	+ 4.750	10:00:45.789	8 -	1:40.815		10:09:14.483
4 -	1:40.983	+ 0.168	10:02:26.772	9 -	2:04.574	+ 23.759	10:11:19.057
5 -	1:42.237	+ 1.422	10:04:09.009				
96	David JAVES			MG Metro			
1 -	1:48.371	+ 16.873	9:57:33.744	6 -	1:37.841	+ 6.343	10:05:33.973
2 -	1:37.825	+ 6.327	9:59:11.569	7 -	1:33.241	+ 1.743	10:07:07.214
3 -	1:34.565	+ 3.067	10:00:46.134	8 -	1:32.991	+ 1.493	10:08:40.205
4 -	1:34.144	+ 2.646	10:02:20.278	9 -	1:31.498		10:10:11.703
5 -	1:35.854	+ 4.356	10:03:56.132				

CAR 88 - TRANSPONDER NOT WORKING - FIX OR YOU WILL BE IGNORED IN THE RACE
CAR 38 - TRANSPONDER INCORRECTLY MOUNTED
Weather / Track : Cloudy / Dry

Snetterton
 Circuit Length = 1.9520 miles
 Start: 09:55 End: 10:11

MGCC Drayton Manor Park Metro Cup

RACE 3 - GRID

ROW 12	1:41.238 90 Warren KENNEDY	
ROW 11	1:40.446 41 David WILLIAMS	1:40.815 91 Keith PAGE
ROW 10	1:39.520 11 Pete THOMSON	1:40.320 2 Ewart KITSON
ROW 9	1:37.715 43 James WEBB	1:38.716 38 Steve CARTER
ROW 8	1:37.233 20 David HEASMAN	1:37.518 10 Miles GENTLE
ROW 7	1:34.794 88 Neal GARDINER	1:36.093 74 Richard STONE
ROW 6	1:33.439 7 Tony HOWE	1:34.062 69 James DUNKLEY
ROW 5	1:33.017 58 Michael HARRIS	1:33.143 77 Wayne S PARKER
ROW 4	1:32.081 1 Iain PATTERSON	1:32.564 32 Tony DOWLER
ROW 3	1:31.498 96 David JAVES	1:32.067 17 Nick ISAAC
ROW 2	1:29.978 79 Paul ASHTON	1:31.108 49 Richard GARRARD
ROW 1	1:28.628 52 Simon WHITE	1:29.113 14 Mark BELLAMY
Pole		
		

Snetterton
Circuit Length = 1.9520 miles

Clerk of Course :		Timekeeper :

MGCC Peter Best Insurance Challenge

QUALIFYING - RACE 4 - CLASSIFICATION

POS	NO	CL	NAME	ENTRY	TIME	ON	LAPS	GAP	DIFF	MPH
1	43	C	Simon HUTCHINSON	MG Midget	1:24.875	10	11			82.79
2	11	B	David BROOKE	MGB GT	1:24.999	10	11	0.124	0.124	82.67
3	00	C	Chris HUGHES	MG Rover 100	1:26.390	9	10	1.515	1.391	81.34
4	7	C	Blaine NEAVES	MGB Roadster	1:26.739	10	10	1.864	0.349	81.01
5	37	B	Barry HOLMES	MGB GT V8	1:27.111	9	10	2.236	0.372	80.66
6	74	B	John YEA	MGB	1:27.744	7	7	2.869	0.633	80.08
7	69	B	Peter BRAMBLE	MGB Roadster	1:27.750	8	10	2.875	0.006	80.08
8	50	B	Simon CRIPPS	MGB GT V8	1:28.712	4	4	3.837	0.962	79.21
9	41	C	Kevin WILLIAMS	MG ZS 180	1:29.264	7	7	4.389	0.552	78.72
10	65	B	Rob SPENCER	MGB GT V8	1:29.279	7	10	4.404	0.015	78.70
11	22	B	Pat FENN	MGB	1:29.333	8	9	4.458	0.054	78.66
12	54	B	Sam POLLEY	MGB Roadster	1:29.551	8	10	4.676	0.218	78.47
13	15	A	James WALPOLE	MGB Roadster	1:29.768	8	10	4.893	0.217	78.28
14	28	A	Shane TERRY	MGB Roadster	1:30.155	10	10	5.280	0.387	77.94
15	76	F	Paul RIGG	MGF VVC	1:30.321	7	10	5.446	0.166	77.80
16	71	F	John BINCZYK	MGF	1:30.611	8	8	5.736	0.290	77.55
17	18	A	Simon TINKLER	MGB GT	1:31.705	8	8	6.830	1.094	76.62
18	44	A	Alan BROOKE	Rover Metro Gti	1:31.896	8	8	7.021	0.191	76.46
19	80	B	Robert BEASLEY	MG Midget	1:32.639	8	9	7.764	0.743	75.85
20	9	A	Lew BERGONZI	MGB Roadster	1:32.933	4	4	8.058	0.294	75.61
21	13	B	Peter BURCHILL	MG ZS	1:33.330	9	9	8.455	0.397	75.29
22	40	A	Clive JONES	MGB GT	1:33.397	7	9	8.522	0.067	75.23
23	33	F	Catherine HALL	MGF TF 160	1:33.889	8	10	9.014	0.492	74.84
24	2	T	John BUSSEY	MG TC	1:34.233	9	9	9.358	0.344	74.57
25	5	A	John WREGHITT	MGB Roadster	1:34.313	9	9	9.438	0.080	74.50
26	59	B	Simon POLLEY	MG Midget	1:34.708	9	9	9.833	0.395	74.19
27	51	F	Kevin STIBBARDS	MGF	1:36.311	9	9	11.436	1.603	72.96
28	87	B	Steve DOWLER	MG Midget	1:36.331	7	8	11.456	0.020	72.94
29	60	A	Michael PIGGOTT	MGB GT	1:37.528	6	8	12.653	1.197	72.05
30	45	A	Alan JONES	Montego Estate	1:39.448	6	6	14.573	1.920	70.66
31	52	T	Andrew COX	MG TC	1:47.302	2	2	22.427	7.854	65.48
32	25	A	Vincent HUNT	MGB		0	1			

CAR 74 - TRANSPONDER NOT WORKING - FIX OR YOU WILL BE IGNORED IN THE RACE
 CARS 11, 44 & 76 - TRANSPONDERS INCORRECTLY MOUNTED

Weather / Track : Cloudy / Dry

These results are provisional until the conclusion of any judicial and technical matters.

Snetterton
 Circuit Length = 1.9520 miles
 Start: 10:17 End: 10:33

Clerk of Course :	Timekeeper :
-------------------	--------------

MGCC Peter Best Insurance Challenge

QUALIFYING - RACE 4 - LAP ANALYSIS

00	Chris HUGHES		MG Rover 100				
1 -	1:42.792	+ 16.402	10:19:22.288	6 -	1:27.029	+ 0.639	10:26:45.161
2 -	1:32.882	+ 6.492	10:20:55.170	7 -	1:27.557	+ 1.167	10:28:12.718
3 -	1:28.649	+ 2.259	10:22:23.819	8 -	1:28.009	+ 1.619	10:29:40.727
4 -	1:27.082	+ 0.692	10:23:50.901	9 -	1:26.390		10:31:07.117
5 -	1:27.231	+ 0.841	10:25:18.132	10 -	1:26.549	+ 0.159	10:32:33.666
2	John BUSSEY		MG TC				
1 -	1:48.314	+ 14.081	10:19:24.753	6 -	1:34.719	+ 0.486	10:27:24.833
2 -	1:38.980	+ 4.747	10:21:03.733	7 -	1:35.254	+ 1.021	10:29:00.087
3 -	1:36.459	+ 2.226	10:22:40.192	8 -	1:36.897	+ 2.664	10:30:36.984
4 -	1:35.130	+ 0.897	10:24:15.322	9 -	1:34.233		10:32:11.217
5 -	1:34.792	+ 0.559	10:25:50.114				
5	John WREGHITT		MGB Roadster				
1 -	1:50.596	+ 16.283	10:19:27.691	6 -	1:36.517	+ 2.204	10:27:35.011
2 -	1:39.343	+ 5.030	10:21:07.034	7 -	1:38.016	+ 3.703	10:29:13.027
3 -	1:37.588	+ 3.275	10:22:44.622	8 -	1:34.941	+ 0.628	10:30:47.968
4 -	1:35.607	+ 1.294	10:24:20.229	9 -	1:34.313		10:32:22.281
5 -	1:38.265	+ 3.952	10:25:58.494				
7	Blaine NEAVES		MGB Roadster				
1 -	1:46.776	+ 20.037	10:19:46.024	6 -	1:28.240	+ 1.501	10:27:19.364
2 -	1:38.279	+ 11.540	10:21:24.303	7 -	1:28.089	+ 1.350	10:28:47.453
3 -	1:30.393	+ 3.654	10:22:54.696	8 -	1:26.888	+ 0.149	10:30:14.341
4 -	1:27.905	+ 1.166	10:24:22.601	9 -	1:27.258	+ 0.519	10:31:41.599
5 -	1:28.523	+ 1.784	10:25:51.124	10 -	1:26.739		10:33:08.338
9	Lew BERGONZI		MGB Roadster				
1 -	1:47.069	+ 14.136	10:19:30.388	3 -	1:34.279	+ 1.346	10:22:39.207
2 -	1:34.540	+ 1.607	10:21:04.928	4 -	1:32.933		10:24:12.140
11	David BROOKE		MGB GT				
1 -	1:40.715	+ 15.716	10:19:00.913	7 -	1:25.716	+ 0.717	10:27:42.046
2 -	1:29.348	+ 4.349	10:20:30.261	8 -	1:26.922	+ 1.923	10:29:08.968
3 -	1:27.029	+ 2.030	10:21:57.290	9 -	1:26.973	+ 1.974	10:30:35.941
4 -	1:26.313	+ 1.314	10:23:23.603	10 -	1:24.999		10:32:00.940
5 -	1:26.811	+ 1.812	10:24:50.414	11 -	1:26.376	+ 1.377	10:33:27.316
6 -	1:25.916	+ 0.917	10:26:16.330				
13	Peter BURCHILL		MG ZS				
1 -	1:50.150	+ 16.820	10:19:43.475	6 -	1:35.541	+ 2.211	10:27:50.692
2 -	1:39.163	+ 5.833	10:21:22.638	7 -	1:34.048	+ 0.718	10:29:24.740
3 -	1:37.710	+ 4.380	10:23:00.348	8 -	1:33.427	+ 0.097	10:30:58.167
4 -	1:36.292	+ 2.962	10:24:36.640	9 -	1:33.330		10:32:31.497
5 -	1:38.511	+ 5.181	10:26:15.151				
15	James WALPOLE		MGB Roadster				
1 -	1:39.728	+ 9.960	10:18:52.471	6 -	1:32.891	+ 3.123	10:26:27.216
2 -	1:30.869	+ 1.101	10:20:23.340	7 -	1:29.788	+ 0.020	10:27:57.004
3 -	1:29.925	+ 0.157	10:21:53.265	8 -	1:29.768		10:29:26.772
4 -	1:30.116	+ 0.348	10:23:23.381	9 -	1:32.627	+ 2.859	10:30:59.399
5 -	1:30.944	+ 1.176	10:24:54.325	10 -	1:36.514	+ 6.746	10:32:35.913
18	Simon TINKLER		MGB GT				
1 -	1:45.853	+ 14.148	10:19:00.356	5 -	1:32.808	+ 1.103	10:25:20.218
2 -	1:38.736	+ 7.031	10:20:39.092	6 -	1:33.083	+ 1.378	10:26:53.301
3 -	1:35.190	+ 3.485	10:22:14.282	7 -	1:33.986	+ 2.281	10:28:27.287
4 -	1:33.128	+ 1.423	10:23:47.410	8 -	1:31.705		10:29:58.992
22	Pat FENN		MGB				
1 -	1:50.269	+ 20.936	10:19:55.642	6 -	1:30.056	+ 0.723	10:27:40.045
2 -	1:35.902	+ 6.569	10:21:31.544	7 -	1:31.077	+ 1.744	10:29:11.122

CAR 74 - TRANSPONDER NOT WORKING - FIX OR YOU WILL BE IGNORED IN THE RACE
 CARS 11, 44 & 76 - TRANSPONDERS INCORRECTLY MOUNTED
 Weather / Track : Cloudy / Dry

Snetterton
 Circuit Length = 1.9520 miles
 Start: 10:17 End: 10:33

MGCC Peter Best Insurance Challenge

QUALIFYING - RACE 4 - LAP ANALYSIS

3 -	1:32.910	+ 3.577	10:23:04.454	8 -	1:29.333		10:30:40.455
4 -	1:33.139	+ 3.806	10:24:37.593	9 -	1:29.937	+ 0.604	10:32:10.392
5 -	1:32.396	+ 3.063	10:26:09.989				
25	Vincent HUNT			MGB			
1 -	1:48.303	- 03:59:06.473	10:18:59.384				
28	Shane TERRY			MGB Roadster			
1 -	1:40.243	+ 10.088	10:18:56.278	6 -	1:30.605	+ 0.450	10:26:36.209
2 -	1:33.496	+ 3.341	10:20:29.774	7 -	1:32.970	+ 2.815	10:28:09.179
3 -	1:31.672	+ 1.517	10:22:01.446	8 -	1:33.967	+ 3.812	10:29:43.146
4 -	1:31.570	+ 1.415	10:23:33.016	9 -	1:30.677	+ 0.522	10:31:13.823
5 -	1:32.588	+ 2.433	10:25:05.604	10 -	1:30.155		10:32:43.978
33	Catherine HALL			MGF TF 160			
1 -	1:44.081	+ 10.192	10:19:05.241	6 -	1:34.902	+ 1.013	10:27:14.669
2 -	1:39.501	+ 5.612	10:20:44.742	7 -	1:35.301	+ 1.412	10:28:49.970
3 -	1:41.381	+ 7.492	10:22:26.123	8 -	1:33.889		10:30:23.859
4 -	1:37.616	+ 3.727	10:24:03.739	9 -	1:35.064	+ 1.175	10:31:58.923
5 -	1:36.028	+ 2.139	10:25:39.767	10 -	1:35.263	+ 1.374	10:33:34.186
37	Barry HOLMES			MGB GT V8			
1 -	1:46.715	+ 19.604	10:19:12.327	6 -	1:29.041	+ 1.930	10:26:40.055
2 -	1:32.463	+ 5.352	10:20:44.790	7 -	1:29.093	+ 1.982	10:28:09.148
3 -	1:29.068	+ 1.957	10:22:13.858	8 -	1:28.441	+ 1.330	10:29:37.589
4 -	1:28.548	+ 1.437	10:23:42.406	9 -	1:27.111		10:31:04.700
5 -	1:28.608	+ 1.497	10:25:11.014	10 -	1:27.581	+ 0.470	10:32:32.281
40	Clive JONES			MGB GT			
1 -	1:51.061	+ 17.664	10:19:48.624	6 -	1:33.943	+ 0.546	10:27:52.586
2 -	1:42.372	+ 8.975	10:21:30.996	7 -	1:33.397		10:29:25.983
3 -	1:37.896	+ 4.499	10:23:08.892	8 -	1:33.852	+ 0.455	10:30:59.835
4 -	1:35.153	+ 1.756	10:24:44.045	9 -	1:34.539	+ 1.142	10:32:34.374
5 -	1:34.598	+ 1.201	10:26:18.643				
41	Kevin WILLIAMS			MG ZS 180			
1 -	1:51.272	+ 22.008	10:19:39.625	5 -	1:32.165	+ 2.901	10:25:56.583
2 -	1:39.859	+ 10.595	10:21:19.484	6 -	1:29.936	+ 0.672	10:27:26.519
3 -	1:33.473	+ 4.209	10:22:52.957	7 -	1:29.264		10:28:55.783
4 -	1:31.461	+ 2.197	10:24:24.418				
43	Simon HUTCHINSON			MG Midget			
1 -	1:40.348	+ 15.473	10:18:50.115	7 -	1:25.837	+ 0.962	10:27:35.853
2 -	1:28.819	+ 3.944	10:20:18.934	8 -	1:26.149	+ 1.274	10:29:02.002
3 -	1:29.439	+ 4.564	10:21:48.373	9 -	1:26.171	+ 1.296	10:30:28.173
4 -	1:27.939	+ 3.064	10:23:16.312	10 -	1:24.875		10:31:53.048
5 -	1:26.553	+ 1.678	10:24:42.865	11 -	1:25.658	+ 0.783	10:33:18.706
6 -	1:27.151	+ 2.276	10:26:10.016				
44	Alan BROOKE			Rover Metro Gti			
1 -	1:52.186	+ 20.290	10:19:22.294	5 -	1:33.374	+ 1.478	10:27:34.286
2 -	3:29.683	+ 1:57.787	10:22:51.977	6 -	1:33.646	+ 1.750	10:29:07.932
3 -	1:34.499	+ 2.603	10:24:26.476	7 -	1:34.766	+ 2.870	10:30:42.698
4 -	1:34.436	+ 2.540	10:26:00.912	8 -	1:31.896		10:32:14.594
45	Alan JONES			Montego Estate			
1 -	1:51.885	+ 12.437	10:20:04.742	4 -	1:39.475	+ 0.027	10:25:09.315
2 -	1:44.000	+ 4.552	10:21:48.742	5 -	1:42.040	+ 2.592	10:26:51.355
3 -	1:41.098	+ 1.650	10:23:29.840	6 -	1:39.448		10:28:30.803
50	Simon CRIPPS			MGB GT V8			
1 -	1:40.209	+ 11.497	10:19:13.238	3 -	1:29.036	+ 0.324	10:22:15.461
2 -	1:33.187	+ 4.475	10:20:46.425	4 -	1:28.712		10:23:44.173

CAR 74 - TRANSPONDER NOT WORKING - FIX OR YOU WILL BE IGNORED IN THE RACE
 CARS 11, 44 & 76 - TRANSPONDERS INCORRECTLY MOUNTED
 Weather / Track : Cloudy / Dry

Snetterton
 Circuit Length = 1.9520 miles
 Start: 10:17 End: 10:33

MGCC Peter Best Insurance Challenge

QUALIFYING - RACE 4 - LAP ANALYSIS

51	Kevin STIBBARDS			MGF			
1 -	1:51.242	+ 14.931	10:19:55.079	6 -	1:38.629	+ 2.318	10:28:12.366
2 -	1:40.052	+ 3.741	10:21:35.131	7 -	1:38.555	+ 2.244	10:29:50.921
3 -	1:39.773	+ 3.462	10:23:14.904	8 -	1:38.951	+ 2.640	10:31:29.872
4 -	1:38.525	+ 2.214	10:24:53.429	9 -	1:36.311		10:33:06.183
5 -	1:40.308	+ 3.997	10:26:33.737				
52	Andrew COX			MG TC			
1 -	2:01.087	+ 13.785	10:19:43.175	2 -	1:47.302		10:21:30.477
54	Sam POLLEY			MGB Roadster			
1 -	1:47.223	+ 17.672	10:19:11.358	6 -	1:30.025	+ 0.474	10:26:52.658
2 -	1:34.329	+ 4.778	10:20:45.687	7 -	1:31.383	+ 1.832	10:28:24.041
3 -	1:36.096	+ 6.545	10:22:21.783	8 -	1:29.551		10:29:53.592
4 -	1:31.016	+ 1.465	10:23:52.799	9 -	1:30.555	+ 1.004	10:31:24.147
5 -	1:29.834	+ 0.283	10:25:22.633	10 -	1:29.818	+ 0.267	10:32:53.965
59	Simon POLLEY			MG Midget			
1 -	1:51.979	+ 17.271	10:19:20.903	6 -	1:37.981	+ 3.273	10:27:34.241
2 -	1:42.624	+ 7.916	10:21:03.527	7 -	1:36.952	+ 2.244	10:29:11.193
3 -	1:38.891	+ 4.183	10:22:42.418	8 -	1:35.106	+ 0.398	10:30:46.299
4 -	1:37.152	+ 2.444	10:24:19.570	9 -	1:34.708		10:32:21.007
5 -	1:36.690	+ 1.982	10:25:56.260				
60	Michael PIGGOTT			MGB GT			
1 -	1:49.556	+ 12.028	10:19:12.872	5 -	1:43.650	+ 6.122	10:26:01.701
2 -	1:43.349	+ 5.821	10:20:56.221	6 -	1:37.528		10:27:39.229
3 -	1:41.389	+ 3.861	10:22:37.610	7 -	1:37.925	+ 0.397	10:29:17.154
4 -	1:40.441	+ 2.913	10:24:18.051	8 -	1:40.006	+ 2.478	10:30:57.160
65	Rob SPENCER			MGB GT V8			
1 -	1:46.064	+ 16.785	10:19:12.997	6 -	1:29.909	+ 0.630	10:27:03.813
2 -	1:32.980	+ 3.701	10:20:45.977	7 -	1:29.279		10:28:33.092
3 -	1:45.118	+ 15.839	10:22:31.095	8 -	1:29.681	+ 0.402	10:30:02.773
4 -	1:32.514	+ 3.235	10:24:03.609	9 -	1:29.302	+ 0.023	10:31:32.075
5 -	1:30.295	+ 1.016	10:25:33.904	10 -	1:29.941	+ 0.662	10:33:02.016
69	Peter BRAMBLE			MGB Roadster			
1 -	1:40.570	+ 12.820	10:18:48.466	6 -	1:33.909	+ 6.159	10:26:30.936
2 -	1:30.006	+ 2.256	10:20:18.472	7 -	1:28.876	+ 1.126	10:27:59.812
3 -	1:29.485	+ 1.735	10:21:47.957	8 -	1:27.750		10:29:27.562
4 -	1:29.238	+ 1.488	10:23:17.195	9 -	1:29.413	+ 1.663	10:30:56.975
5 -	1:39.832	+ 12.082	10:24:57.027	10 -	1:28.980	+ 1.230	10:32:25.955
71	John BINCZYK			MGF			
1 -	1:45.027	+ 14.416	10:19:16.483	5 -	1:33.400	+ 2.789	10:28:08.450
2 -	4:03.901 P	+ 2:33.290	10:23:20.384	6 -	1:31.794	+ 1.183	10:29:40.244
3 -	1:41.021	+ 10.410	10:25:01.405	7 -	1:32.100	+ 1.489	10:31:12.344
4 -	1:33.645	+ 3.034	10:26:35.050	8 -	1:30.611		10:32:42.955
74	John YEA			MGB			
1 -	1:33.003	+ 5.259	10:22:11.713	5 -	2:59.936	+ 1:32.192	10:29:42.374
2 -	1:30.461	+ 2.717	10:23:42.174	6 -	1:28.149	+ 0.405	10:31:10.523
3 -	1:30.742	+ 2.998	10:25:12.916	7 -	1:27.744		10:32:38.267
4 -	1:29.522	+ 1.778	10:26:42.438				
76	Paul RIGG			MGF VVC			
1 -	1:46.364	+ 16.043	10:19:33.084	6 -	1:30.701	+ 0.380	10:27:16.444
2 -	1:35.204	+ 4.883	10:21:08.288	7 -	1:30.321		10:28:46.765
3 -	1:33.876	+ 3.555	10:22:42.164	8 -	1:31.256	+ 0.935	10:30:18.021
4 -	1:32.043	+ 1.722	10:24:14.207	9 -	1:31.128	+ 0.807	10:31:49.149
5 -	1:31.536	+ 1.215	10:25:45.743	10 -	1:30.339	+ 0.018	10:33:19.488

CAR 74 - TRANSPONDER NOT WORKING - FIX OR YOU WILL BE IGNORED IN THE RACE
 CARS 11, 44 & 76 - TRANSPONDERS INCORRECTLY MOUNTED
 Weather / Track : Cloudy / Dry

Snetterton
 Circuit Length = 1.9520 miles
 Start: 10:17 End: 10:33

MGCC Peter Best Insurance Challenge
QUALIFYING - RACE 4 - LAP ANALYSIS


80	Robert BEASLEY			MG Midget			
1 -	1:49.234	+ 16.595	10:19:44.212	6 -	1:35.915	+ 3.276	10:27:47.643
2 -	1:39.790	+ 7.151	10:21:24.002	7 -	1:34.000	+ 1.361	10:29:21.643
3 -	1:37.051	+ 4.412	10:23:01.053	8 -	1:32.639		10:30:54.282
4 -	1:36.107	+ 3.468	10:24:37.160	9 -	1:39.682	+ 7.043	10:32:33.964
5 -	1:34.568	+ 1.929	10:26:11.728				
87	Steve DOWLER			MG Midget			
1 -	1:54.788	+ 18.457	10:20:05.362	5 -	1:37.925	+ 1.594	10:26:51.829
2 -	1:44.289	+ 7.958	10:21:49.651	6 -	1:40.960	+ 4.629	10:28:32.789
3 -	1:42.019	+ 5.688	10:23:31.670	7 -	1:36.331		10:30:09.120
4 -	1:42.234	+ 5.903	10:25:13.904	8 -	1:39.419	+ 3.088	10:31:48.539

CAR 74 - TRANSPONDER NOT WORKING - FIX OR YOU WILL BE IGNORED IN THE RACE
CARS 11, 44 & 76 - TRANSPONDERS INCORRECTLY MOUNTED
Weather / Track : Cloudy / Dry

Snetterton
 Circuit Length = 1.9520 miles
 Start: 10:17 End: 10:33

MGCC Peter Best Insurance Challenge

RACE 10 - GRID - AMENDED

ROW 17	6	Mark BURNSIDE					
ROW 16		52	Andrew COX	25	Vincent HUNT		
ROW 15	1:38.525	51	Kevin STIBBARDS	1:39.475	45	Alan JONES	
ROW 14		1:37.925	60	Michael PIGGOTT	1:37.925	87	Steve DOWLER
ROW 13	1:34.941	5	John WREGHITT	1:35.106	59	Simon POLLEY	
ROW 12		1:34.719	2	John BUSSEY	1:34.902	33	Catherine HALL
ROW 11	1:34.000	80	Robert BEASLEY	1:34.279	9	Lew BERGONZI	
ROW 10		1:33.427	13	Peter BURCHILL	1:33.852	40	Clive JONES
ROW 9	1:32.808	18	Simon TINKLER	1:33.374	44	Alan BROOKE	
ROW 8		1:30.605	28	Shane TERRY	1:31.794	71	John BINCZYK
ROW 7	1:29.937	22	Pat FENN	1:30.339	76	Paul RIGG	
ROW 6		1:29.818	54	Sam POLLEY	1:29.936	41	Kevin WILLIAMS
ROW 5	1:29.302	65	Rob SPENCER	1:29.788	15	James WALPOLE	
ROW 4		1:28.876	69	Peter BRAMBLE	1:29.036	50	Simon CRIPPS
ROW 3	1:27.581	37	Barry HOLMES	1:28.149	74	John YEA	
ROW 2		1:26.549	00	Chris HUGHES	1:26.888	7	Blaine NEAVES
ROW 1	1:25.658	43	Simon HUTCHINSON	1:25.716	11	David BROOKE	
Pole							
							

CAR 6 - QUALIFIED OUT OF SESSION

Snetterton
Circuit Length = 1.9520 miles

Clerk of Course :

Timekeeper :

Power Torque Morgan Challenge

QUALIFYING - RACE 5 - CLASSIFICATION

POS	NO	CL	NAME	ENTRY	TIME	ON	LAPS	GAP	DIFF	MPH
1	1	B	Philip GODDARD	Morgan Plus 8	1:21.057	6	9			86.69
2	87	D	Tony LEES	Morgan Plus 8	1:21.152	7	9	0.095	0.095	86.59
3	85	D	Andy GREEN	Morgan Plus 8	1:21.224	6	11	0.167	0.072	86.51
4	13	B	Chris ACKLAM	Morgan Plus 8	1:21.809	7	10	0.752	0.585	85.89
5	84	C6	Glyn DAVIES	Morgan Roadster	1:22.367	10	11	1.310	0.558	85.31
6	89	D	John EMBERSON	Morgan Roadster	1:22.543	10	10	1.486	0.176	85.13
7	19	B	Brett SYNDERCOMBE	Morgan Plus 8	1:22.574	8	11	1.517	0.031	85.10
8	90	C6	Tony RIVERS	Morgan Roadster	1:23.009	8	11	1.952	0.435	84.65
9	66	C6	Andrew THOMPSON	Morgan Roadster	1:23.317	11	11	2.260	0.308	84.34
10	6	C6	Simon OREBI GANN	Morgan Roadster	1:23.584	10	10	2.527	0.267	84.07
11	9	B	Ray HIGGS	Morgan Roadster	1:23.598	10	10	2.541	0.014	84.05
12	56	C8	Steve MCDONALD	Morgan Plus 8	1:25.011	8	10	3.954	1.413	82.66
13	75	C6	Andrew POTTER	Morgan Roadster	1:25.391	9	10	4.334	0.380	82.29
14	71	C6	Kevin LAIDLAW	Morgan Roadster	1:25.536	7	10	4.479	0.145	82.15
15	34	B	Peter SARGEANT	Morgan Plus 8	1:25.942	9	10	4.885	0.406	81.76
16	35	C8	Chris SPRINGALL	Morgan Plus 8	1:26.944	7	10	5.887	1.002	80.82
17	14	C8	Tim CLARK	Morgan Plus 8	1:27.217	8	10	6.160	0.273	80.57
18	78	C6	Roger WHITESIDE	Morgan Roadster	1:27.302	10	10	6.245	0.085	80.49
19	55	A	Kathy SHERRY	Morgan Plus 8	1:28.207	4	10	7.150	0.905	79.66
20	30	C6	Daniel LEE	Morgan Roadster	1:28.474	5	5	7.417	0.267	79.42
21	79	C6	Ulrich VIERHAUS	Morgan Roadster	1:28.718	9	10	7.661	0.244	79.20
22	22	D	Barry SUMNER	Morgan Plus 4	1:29.395	3	10	8.338	0.677	78.60
23	8	C8	Leigh SEBBA	Morgan Plus 8	1:29.719	9	9	8.662	0.324	78.32
24	7	D	Mary LINDSAY	Morgan Plus 8	1:31.079	7	10	10.022	1.360	77.15
25	62	C6	Peter COLE	Morgan Roadster	1:35.541	9	9	14.484	4.462	73.55

Weather / Track : Cloudy / Dry

These results are provisional until the conclusion of any judicial and technical matters.

Snetterton
Circuit Length = 1.9520 miles
Start: 10:38 End: 10:54

Clerk of Course :

Timekeeper :

Power Torque Morgan Challenge

QUALIFYING - RACE 5 - LAP ANALYSIS

1	Philip GODDARD		Morgan Plus 8			
1 -	1:32.286	+ 11.229	10:39:51.656	6 -	1:21.057	10:46:47.897
2 -	1:26.368	+ 5.311	10:41:18.024	7 -	1:22.024	+ 0.967
3 -	1:25.089	+ 4.032	10:42:43.113	8 -	1:23.467	+ 2.410
4 -	1:22.256	+ 1.199	10:44:05.369	9 -	1:24.634	+ 3.577
5 -	1:21.471	+ 0.414	10:45:26.840			
6	Simon OREBI GANN		Morgan Roadster			
1 -	1:33.840	+ 10.256	10:39:51.805	6 -	1:24.820	+ 1.236
2 -	1:30.247	+ 6.663	10:41:22.052	7 -	1:24.992	+ 1.408
3 -	1:26.268	+ 2.684	10:42:48.320	8 -	1:33.376	+ 9.792
4 -	1:26.863	+ 3.279	10:44:15.183	9 -	1:23.772	+ 0.188
5 -	1:24.251	+ 0.667	10:45:39.434	10 -	1:23.584	10:52:49.978
7	Mary LINDSAY		Morgan Plus 8			
1 -	1:45.519	+ 14.440	10:40:24.985	6 -	1:31.413	+ 0.334
2 -	1:33.883	+ 2.804	10:41:58.868	7 -	1:31.079	10:49:37.972
3 -	1:31.690	+ 0.611	10:43:30.558	8 -	1:33.177	+ 2.098
4 -	1:31.529	+ 0.450	10:45:02.087	9 -	1:31.406	+ 0.327
5 -	1:33.393	+ 2.314	10:46:35.480	10 -	1:32.806	+ 1.727
8	Leigh SEBBA		Morgan Plus 8			
1 -	1:45.294	+ 15.575	10:40:13.730	6 -	1:39.679	+ 9.960
2 -	1:39.386	+ 9.667	10:41:53.116	7 -	1:33.189	+ 3.470
3 -	1:33.906	+ 4.187	10:43:27.022	8 -	1:35.785	+ 6.066
4 -	1:33.055	+ 3.336	10:45:00.077	9 -	1:29.719	10:54:02.339
5 -	2:43.890 P	+ 1:14.171	10:47:43.967			
9	Ray HIGGS		Morgan Roadster			
1 -	1:46.679	+ 23.081	10:40:58.281	6 -	1:26.744	+ 3.146
2 -	1:27.793	+ 4.195	10:42:26.074	7 -	1:24.980	+ 1.382
3 -	1:26.373	+ 2.775	10:43:52.447	8 -	1:26.193	+ 2.595
4 -	1:23.604	+ 0.006	10:45:16.051	9 -	1:27.863	+ 4.265
5 -	1:25.212	+ 1.614	10:46:41.263	10 -	1:23.598	10:53:50.641
13	Chris ACKLAM		Morgan Plus 8			
1 -	1:32.921	+ 11.112	10:39:54.255	6 -	1:21.830	+ 0.021
2 -	1:28.673	+ 6.864	10:41:22.928	7 -	1:21.809	10:48:17.228
3 -	1:25.660	+ 3.851	10:42:48.588	8 -	1:22.530	+ 0.721
4 -	1:22.890	+ 1.081	10:44:11.478	9 -	1:24.093	+ 2.284
5 -	1:22.111	+ 0.302	10:45:33.589	10 -	1:24.686	+ 2.877
14	Tim CLARK		Morgan Plus 8			
1 -	1:40.691	+ 13.474	10:40:16.311	6 -	1:33.264	+ 6.047
2 -	1:35.903	+ 8.686	10:41:52.214	7 -	1:29.720	+ 2.503
3 -	1:30.003	+ 2.786	10:43:22.217	8 -	1:27.217	10:50:48.467
4 -	1:28.785	+ 1.568	10:44:51.002	9 -	1:28.857	+ 1.640
5 -	1:27.264	+ 0.047	10:46:18.266	10 -	1:27.926	+ 0.709
19	Brett SYNDERCOMBE		Morgan Plus 8			
1 -	1:32.558	+ 9.984	10:39:55.158	7 -	1:23.432	+ 0.858
2 -	1:28.381	+ 5.807	10:41:23.539	8 -	1:22.574	10:49:52.040
3 -	1:26.546	+ 3.972	10:42:50.085	9 -	1:23.689	+ 1.115
4 -	1:28.717	+ 6.143	10:44:18.802	10 -	1:23.823	+ 1.249
5 -	1:23.175	+ 0.601	10:45:41.977	11 -	1:27.846	+ 5.272
6 -	1:24.057	+ 1.483	10:47:06.034			
22	Barry SUMNER		Morgan Plus 4			
1 -	1:53.096	+ 23.701	10:40:34.881	6 -	1:29.742	+ 0.347
2 -	1:34.032	+ 4.637	10:42:08.913	7 -	1:29.857	+ 0.462
3 -	1:29.395		10:43:38.308	8 -	1:31.435	+ 2.040
4 -	1:31.174	+ 1.779	10:45:09.482	9 -	1:31.620	+ 2.225
5 -	1:30.535	+ 1.140	10:46:40.017	10 -	1:33.607	+ 4.212

Snetterton
 Circuit Length = 1.9520 miles
 Start: 10:38 End: 10:54

Weather / Track : Cloudy / Dry

Power Torque Morgan Challenge

QUALIFYING - RACE 5 - LAP ANALYSIS

30	Daniel LEE						Morgan Roadster	
1 -	2:14.136	+ 45.662	10:41:23.361	4 -	1:31.449	+ 2.975	10:46:04.677	
2 -	1:38.658	+ 10.184	10:43:02.019	5 -	1:28.474		10:47:33.151	
3 -	1:31.209	+ 2.735	10:44:33.228					
34	Peter SARGEANT						Morgan Plus 8	
1 -	1:52.461	+ 26.519	10:40:45.783	6 -	1:28.883	+ 2.941	10:48:21.841	
2 -	1:36.425	+ 10.483	10:42:22.208	7 -	1:29.891	+ 3.949	10:49:51.732	
3 -	1:32.937	+ 6.995	10:43:55.145	8 -	1:26.412	+ 0.470	10:51:18.144	
4 -	1:28.559	+ 2.617	10:45:23.704	9 -	1:25.942		10:52:44.086	
5 -	1:29.254	+ 3.312	10:46:52.958	10 -	1:26.407	+ 0.465	10:54:10.493	
35	Chris SPRINGALL						Morgan Plus 8	
1 -	1:44.468	+ 17.524	10:40:46.053	6 -	1:27.523	+ 0.579	10:48:11.010	
2 -	1:33.026	+ 6.082	10:42:19.079	7 -	1:26.944		10:49:37.954	
3 -	1:27.697	+ 0.753	10:43:46.776	8 -	1:28.840	+ 1.896	10:51:06.794	
4 -	1:27.050	+ 0.106	10:45:13.826	9 -	1:27.506	+ 0.562	10:52:34.300	
5 -	1:29.661	+ 2.717	10:46:43.487	10 -	1:29.291	+ 2.347	10:54:03.591	
55	Kathy SHERRY						Morgan Plus 8	
1 -	1:52.599	+ 24.392	10:40:38.634	6 -	1:29.827	+ 1.620	10:48:07.728	
2 -	1:32.139	+ 3.932	10:42:10.773	7 -	1:28.725	+ 0.518	10:49:36.453	
3 -	1:28.955	+ 0.748	10:43:39.728	8 -	1:29.526	+ 1.319	10:51:05.979	
4 -	1:28.207		10:45:07.935	9 -	1:28.880	+ 0.673	10:52:34.859	
5 -	1:29.966	+ 1.759	10:46:37.901	10 -	1:29.976	+ 1.769	10:54:04.835	
56	Steve MCDONALD						Morgan Plus 8	
1 -	1:44.675	+ 19.664	10:40:47.786	6 -	1:25.777	+ 0.766	10:48:12.162	
2 -	1:35.063	+ 10.052	10:42:22.849	7 -	1:38.301	+ 13.290	10:49:50.463	
3 -	1:31.348	+ 6.337	10:43:54.197	8 -	1:25.011		10:51:15.474	
4 -	1:25.983	+ 0.972	10:45:20.180	9 -	1:27.934	+ 2.923	10:52:43.408	
5 -	1:26.205	+ 1.194	10:46:46.385	10 -	1:28.054	+ 3.043	10:54:11.462	
62	Peter COLE						Morgan Roadster	
1 -	1:59.972	+ 24.431	10:41:05.555	6 -	1:39.980	+ 4.439	10:49:32.596	
2 -	1:42.899	+ 7.358	10:42:48.454	7 -	1:40.549	+ 5.008	10:51:13.145	
3 -	1:40.795	+ 5.254	10:44:29.249	8 -	1:37.329	+ 1.788	10:52:50.474	
4 -	1:41.686	+ 6.145	10:46:10.935	9 -	1:35.541		10:54:26.015	
5 -	1:41.681	+ 6.140	10:47:52.616					
66	Andrew THOMPSON						Morgan Roadster	
1 -	1:38.404	+ 15.087	10:40:10.891	7 -	1:24.436	+ 1.119	10:48:47.172	
2 -	1:28.572	+ 5.255	10:41:39.463	8 -	1:24.381	+ 1.064	10:50:11.553	
3 -	1:27.003	+ 3.686	10:43:06.466	9 -	1:24.220	+ 0.903	10:51:35.773	
4 -	1:26.974	+ 3.657	10:44:33.440	10 -	1:23.381	+ 0.064	10:52:59.154	
5 -	1:25.732	+ 2.415	10:45:59.172	11 -	1:23.317		10:54:22.471	
6 -	1:23.564	+ 0.247	10:47:22.736					
71	Kevin LAIDLAW						Morgan Roadster	
1 -	1:46.104	+ 20.568	10:40:53.093	6 -	1:26.015	+ 0.479	10:48:05.297	
2 -	1:28.738	+ 3.202	10:42:21.831	7 -	1:25.536		10:49:30.833	
3 -	1:26.051	+ 0.515	10:43:47.882	8 -	1:26.773	+ 1.237	10:50:57.606	
4 -	1:25.612	+ 0.076	10:45:13.494	9 -	1:28.249	+ 2.713	10:52:25.855	
5 -	1:25.788	+ 0.252	10:46:39.282	10 -	1:26.254	+ 0.718	10:53:52.109	
75	Andrew POTTER						Morgan Roadster	
1 -	1:41.442	+ 16.051	10:40:26.163	6 -	1:27.022	+ 1.631	10:47:56.464	
2 -	1:31.305	+ 5.914	10:41:57.468	7 -	1:28.170	+ 2.779	10:49:24.634	
3 -	1:31.757	+ 6.366	10:43:29.225	8 -	1:27.796	+ 2.405	10:50:52.430	
4 -	1:31.303	+ 5.912	10:45:00.528	9 -	1:25.391		10:52:17.821	
5 -	1:28.914	+ 3.523	10:46:29.442	10 -	1:26.085	+ 0.694	10:53:43.906	

Snetterton
 Circuit Length = 1.9520 miles
 Start: 10:38 End: 10:54

Weather / Track : Cloudy / Dry

Power Torque Morgan Challenge


QUALIFYING - RACE 5 - LAP ANALYSIS

78	Roger WHITESIDE		Morgan Roadster				
1 -	1:44.010	+ 16.708	10:40:34.213	6 -	1:28.568	+ 1.266	10:48:01.828
2 -	1:30.554	+ 3.252	10:42:04.767	7 -	1:31.087	+ 3.785	10:49:32.915
3 -	1:29.889	+ 2.587	10:43:34.656	8 -	1:28.010	+ 0.708	10:51:00.925
4 -	1:29.266	+ 1.964	10:45:03.922	9 -	1:30.974	+ 3.672	10:52:31.899
5 -	1:29.338	+ 2.036	10:46:33.260	10 -	1:27.302		10:53:59.201
79	Ulrich VIERHAUS		Morgan Roadster				
1 -	1:46.849	+ 18.131	10:40:23.706	6 -	1:28.894	+ 0.176	10:47:57.299
2 -	1:32.966	+ 4.248	10:41:56.672	7 -	1:31.223	+ 2.505	10:49:28.522
3 -	1:31.364	+ 2.646	10:43:28.036	8 -	1:29.849	+ 1.131	10:50:58.371
4 -	1:30.189	+ 1.471	10:44:58.225	9 -	1:28.718		10:52:27.089
5 -	1:30.180	+ 1.462	10:46:28.405	10 -	1:29.606	+ 0.888	10:53:56.695
84	Glyn DAVIES		Morgan Roadster				
1 -	1:31.477	+ 9.110	10:39:58.962	7 -	1:22.971	+ 0.604	10:48:42.536
2 -	1:45.803	+ 23.436	10:41:44.765	8 -	1:22.740	+ 0.373	10:50:05.276
3 -	1:24.037	+ 1.670	10:43:08.802	9 -	1:22.495	+ 0.128	10:51:27.771
4 -	1:24.135	+ 1.768	10:44:32.937	10 -	1:22.367		10:52:50.138
5 -	1:23.900	+ 1.533	10:45:56.837	11 -	1:24.837	+ 2.470	10:54:14.975
6 -	1:22.728	+ 0.361	10:47:19.565				
85	Andy GREEN		Morgan Plus 8				
1 -	1:35.121	+ 13.897	10:40:05.245	7 -	1:28.163	+ 6.939	10:48:28.929
2 -	1:24.484	+ 3.260	10:41:29.729	8 -	1:21.487	+ 0.263	10:49:50.416
3 -	1:22.235	+ 1.011	10:42:51.964	9 -	1:21.779	+ 0.555	10:51:12.195
4 -	1:26.252	+ 5.028	10:44:18.216	10 -	1:26.409	+ 5.185	10:52:38.604
5 -	1:21.326	+ 0.102	10:45:39.542	11 -	1:25.895	+ 4.671	10:54:04.499
6 -	1:21.224		10:47:00.766				
87	Tony LEES		Morgan Plus 8				
1 -	1:32.225	+ 11.073	10:39:55.990	6 -	1:21.228	+ 0.076	10:46:53.209
2 -	1:27.980	+ 6.828	10:41:23.970	7 -	1:21.152		10:48:14.361
3 -	1:24.902	+ 3.750	10:42:48.872	8 -	1:23.133	+ 1.981	10:49:37.494
4 -	1:21.739	+ 0.587	10:44:10.611	9 -	1:23.166	+ 2.014	10:51:00.660
5 -	1:21.370	+ 0.218	10:45:31.981				
89	John EMBERSON		Morgan Roadster				
1 -	1:38.278	+ 15.735	10:40:51.303	6 -	1:23.662	+ 1.119	10:47:58.254
2 -	1:25.496	+ 2.953	10:42:16.799	7 -	1:26.055	+ 3.512	10:49:24.309
3 -	1:25.275	+ 2.732	10:43:42.074	8 -	1:24.165	+ 1.622	10:50:48.474
4 -	1:25.927	+ 3.384	10:45:08.001	9 -	1:23.299	+ 0.756	10:52:11.773
5 -	1:26.591	+ 4.048	10:46:34.592	10 -	1:22.543		10:53:34.316
90	Tony RIVERS		Morgan Roadster				
1 -	1:36.282	+ 13.273	10:40:05.761	7 -	1:23.058	+ 0.049	10:48:33.463
2 -	1:26.996	+ 3.987	10:41:32.757	8 -	1:23.009		10:49:56.472
3 -	1:24.776	+ 1.767	10:42:57.533	9 -	1:23.328	+ 0.319	10:51:19.800
4 -	1:25.657	+ 2.648	10:44:23.190	10 -	1:27.305	+ 4.296	10:52:47.105
5 -	1:23.861	+ 0.852	10:45:47.051	11 -	1:26.590	+ 3.581	10:54:13.695
6 -	1:23.354	+ 0.345	10:47:10.405				

Weather / Track : Cloudy / Dry

Power Torque Morgan Challenge

RACE 5 - GRID

ROW 14	82	Sharlie GODDARD		
ROW 13	62	1:35.541 Peter COLE	47	Peter RAFTER
ROW 12		1:29.719 8 Leigh SEBBA		1:31.079 7 Mary LINDSAY
ROW 11	79	1:28.718 Ulrich VIERHAUS	22	1:29.395 Barry SUMNER
ROW 10		1:28.207 55 Kathy SHERRY		1:28.474 30 Daniel LEE
ROW 9	14	1:27.217 Tim CLARK	78	1:27.302 Roger WHITESIDE
ROW 8		1:25.942 34 Peter SARGEANT		1:26.944 35 Chris SPRINGALL
ROW 7	75	1:25.391 Andrew POTTER	71	1:25.536 Kevin LAIDLAW
ROW 6		1:23.598 9 Ray HIGGS		1:25.011 56 Steve MCDONALD
ROW 5	66	1:23.317 Andrew THOMPSON	6	1:23.584 Simon OREBI GANN
ROW 4		1:22.574 19 Brett SYNDERCOMBE		1:23.009 90 Tony RIVERS
ROW 3	84	1:22.367 Glyn DAVIES	89	1:22.543 John EMBERSON
ROW 2		1:21.224 85 Andy GREEN		1:21.809 13 Chris ACKLAM
ROW 1	1	1:21.057 Philip GODDARD	87	1:21.152 Tony LEES
Pole				
				

Snetterton
Circuit Length = 1.9520 miles

Clerk of Course :		Timekeeper :	
-------------------	--	--------------	--

Lenham Cars MG Midget Challenge

QUALIFYING - RACE 6 - CLASSIFICATION

POS	NO	CL	NAME	ENTRY	TIME	ON	LAPS	GAP	DIFF	MPH
1	61	A	William SMALLRIDGE	MG Midget	1:18.466	9	11			89.55
2	66	A	Paul SIBLEY	MG Midget	1:21.224	9	11	2.758	2.758	86.51
3	63	A	Gil DUFFEY	MG Midget	1:21.616	9	10	3.150	0.392	86.09
4	62	A	Edward REEVE	MG Midget	1:22.565	9	9	4.099	0.949	85.11
5	65	A	Martin MORRIS	MG Midget	1:22.758	7	9	4.292	0.193	84.91
6	7	B	Peter COLLINSON	MG Midget	1:22.974	10	10	4.508	0.216	84.69
7	2	B	Dominic MOONEY	Austin Healey Sprite	1:25.513	7	7	7.047	2.539	82.17
8	3	B	Adrian MOORE	Austin Healey Sprite Mk1	1:26.833	10	10	8.367	1.320	80.92
9	11	B	David M. JAMES	MG Midget	1:27.336	8	10	8.870	0.503	80.46
10	5	B	Ian STAGG	MG Midget	1:29.685	6	10	11.219	2.349	78.35
11	9	B	Holly SAMBELL	MG Midget	1:30.513	8	10	12.047	0.828	77.63
12	33	C	John COLLINSON	MG Midget	1:31.422	10	10	12.956	0.909	76.86
13	32	C	David PYMM	MG Midget	1:31.551	6	10	13.085	0.129	76.75
14	6	B	Tim CAIRNS	AH Frog Eye Sprite	1:31.613	9	10	13.147	0.062	76.70
15	10	B	Phil ATWOOD	MG Midget	1:32.521	7	10	14.055	0.908	75.95
16	34	C	Ian LANGFORD	MG Midget	1:32.731	10	10	14.265	0.210	75.77
17	41	C	John STANYON	MG Midget	1:32.812	6	10	14.346	0.081	75.71
18	74	A	John WILSON	AH Frog Eye Sprite	1:33.444	5	6	14.978	0.632	75.20
19	36	C	Stephen COLLINSON	MG Midget	1:33.700	9	10	15.234	0.256	74.99

CAR 62 - TRANSPONDER NOT WORKING FIX OR YOU WILL BE IGNORED IN THE RACE

Weather / Track : Cloudy / Dry

These results are provisional until the conclusion of any judicial and technical matters.

Snetterton
Circuit Length = 1.9520 miles
Start: 10:59 End: 11:15

Clerk of Course :		Timekeeper :
-------------------	--	--------------

Lenham Cars MG Midget Challenge

QUALIFYING - RACE 6 - LAP ANALYSIS

2	Dominic MOONEY		Austin Healey Sprite				
1 -	1:39.559	+ 14.046	11:01:13.379	5 -	1:25.740	+ 0.227	11:07:00.925
2 -	1:28.320	+ 2.807	11:02:41.699	6 -	1:25.999	+ 0.486	11:08:26.924
3 -	1:27.186	+ 1.673	11:04:08.885	7 -	1:25.513		11:09:52.437
4 -	1:26.300	+ 0.787	11:05:35.185				
3	Adrian MOORE		Austin Healey Sprite Mk1				
1 -	1:41.724	+ 14.891	11:01:17.436	6 -	1:27.804	+ 0.971	11:09:10.489
2 -	1:53.582	+ 26.749	11:03:11.018	7 -	1:27.908	+ 1.075	11:10:38.397
3 -	1:30.482	+ 3.649	11:04:41.500	8 -	1:27.818	+ 0.985	11:12:06.215
4 -	1:29.081	+ 2.248	11:06:10.581	9 -	1:27.176	+ 0.343	11:13:33.391
5 -	1:32.104	+ 5.271	11:07:42.685	10 -	1:26.833		11:15:00.224
5	Ian STAGG		MG Midget				
1 -	1:47.529	+ 17.844	11:01:29.942	6 -	1:29.685		11:09:13.777
2 -	1:37.451	+ 7.766	11:03:07.393	7 -	1:31.954	+ 2.269	11:10:45.731
3 -	1:31.966	+ 2.281	11:04:39.359	8 -	1:31.327	+ 1.642	11:12:17.058
4 -	1:31.011	+ 1.326	11:06:10.370	9 -	1:31.490	+ 1.805	11:13:48.548
5 -	1:33.722	+ 4.037	11:07:44.092	10 -	1:32.521	+ 2.836	11:15:21.069
6	Tim CAIRNS		AH Frog Eye Sprite				
1 -	1:49.237	+ 17.624	11:01:16.863	6 -	1:32.193	+ 0.580	11:09:05.232
2 -	1:37.641	+ 6.028	11:02:54.504	7 -	1:39.700	+ 8.087	11:10:44.932
3 -	1:33.452	+ 1.839	11:04:27.956	8 -	1:32.571	+ 0.958	11:12:17.503
4 -	1:32.246	+ 0.633	11:06:00.202	9 -	1:31.613		11:13:49.116
5 -	1:32.837	+ 1.224	11:07:33.039	10 -	1:33.007	+ 1.394	11:15:22.123
7	Peter COLLINSON		MG Midget				
1 -	1:44.824	+ 21.850	11:01:13.600	6 -	1:30.314	+ 7.340	11:09:02.718
2 -	1:33.288	+ 10.314	11:02:46.888	7 -	1:29.193	+ 6.219	11:10:31.911
3 -	1:30.710	+ 7.736	11:04:17.598	8 -	1:27.111	+ 4.137	11:11:59.022
4 -	1:42.240	+ 19.266	11:05:59.838	9 -	1:24.598	+ 1.624	11:13:23.620
5 -	1:32.566	+ 9.592	11:07:32.404	10 -	1:22.974		11:14:46.594
9	Holly SAMBELL		MG Midget				
1 -	1:47.323	+ 16.810	11:01:34.507	6 -	1:32.521	+ 2.008	11:09:32.208
2 -	1:39.223	+ 8.710	11:03:13.730	7 -	1:31.091	+ 0.578	11:11:03.299
3 -	1:34.843	+ 4.330	11:04:48.573	8 -	1:30.513		11:12:33.812
4 -	1:36.145	+ 5.632	11:06:24.718	9 -	1:31.588	+ 1.075	11:14:05.400
5 -	1:34.969	+ 4.456	11:07:59.687	10 -	1:31.441	+ 0.928	11:15:36.841
10	Phil ATWOOD		MG Midget				
1 -	1:55.153	+ 22.632	11:01:26.447	6 -	1:33.694	+ 1.173	11:09:24.169
2 -	1:39.708	+ 7.187	11:03:06.155	7 -	1:32.521		11:10:56.690
3 -	1:35.232	+ 2.711	11:04:41.387	8 -	1:32.930	+ 0.409	11:12:29.620
4 -	1:34.684	+ 2.163	11:06:16.071	9 -	1:34.365	+ 1.844	11:14:03.985
5 -	1:34.404	+ 1.883	11:07:50.475	10 -	1:34.538	+ 2.017	11:15:38.523
11	David M. JAMES		MG Midget				
1 -	1:46.674	+ 19.338	11:01:36.610	6 -	1:28.950	+ 1.614	11:09:14.052
2 -	1:36.770	+ 9.434	11:03:13.380	7 -	1:29.677	+ 2.341	11:10:43.729
3 -	1:31.288	+ 3.952	11:04:44.668	8 -	1:27.336		11:12:11.065
4 -	1:29.965	+ 2.629	11:06:14.633	9 -	1:27.457	+ 0.121	11:13:38.522
5 -	1:30.469	+ 3.133	11:07:45.102	10 -	1:27.404	+ 0.068	11:15:05.926
32	David PYMM		MG Midget				
1 -	1:48.288	+ 16.737	11:01:28.393	6 -	1:31.551		11:09:14.594
2 -	1:35.387	+ 3.836	11:03:03.780	7 -	1:31.790	+ 0.239	11:10:46.384
3 -	1:32.043	+ 0.492	11:04:35.823	8 -	1:31.697	+ 0.146	11:12:18.081
4 -	1:33.673	+ 2.122	11:06:09.496	9 -	1:31.803	+ 0.252	11:13:49.884
5 -	1:33.547	+ 1.996	11:07:43.043	10 -	1:32.470	+ 0.919	11:15:22.354

CAR 62 - TRANSPONDER NOT WORKING FIX OR YOU WILL BE IGNORED IN THE RACE

Weather / Track : Cloudy / Dry

Lenham Cars MG Midget Challenge

QUALIFYING - RACE 6 - LAP ANALYSIS

33	John COLLINSON		MG Midget				
1 -	1:49.419	+ 17.997	11:01:15.353	6 -	1:33.243	+ 1.821	11:09:00.592
2 -	1:33.044	+ 1.622	11:02:48.397	7 -	1:32.093	+ 0.671	11:10:32.685
3 -	1:31.947	+ 0.525	11:04:20.344	8 -	1:36.447	+ 5.025	11:12:09.132
4 -	1:33.835	+ 2.413	11:05:54.179	9 -	1:32.470	+ 1.048	11:13:41.602
5 -	1:33.170	+ 1.748	11:07:27.349	10 -	1:31.422		11:15:13.024
34	Ian LANGFORD		MG Midget				
1 -	1:50.091	+ 17.360	11:01:28.812	6 -	1:33.339	+ 0.608	11:09:24.171
2 -	1:39.534	+ 6.803	11:03:08.346	7 -	1:34.482	+ 1.751	11:10:58.653
3 -	1:34.809	+ 2.078	11:04:43.155	8 -	1:33.772	+ 1.041	11:12:32.425
4 -	1:34.181	+ 1.450	11:06:17.336	9 -	1:34.239	+ 1.508	11:14:06.664
5 -	1:33.496	+ 0.765	11:07:50.832	10 -	1:32.731		11:15:39.395
36	Stephen COLLINSON		MG Midget				
1 -	1:48.240	+ 14.540	11:01:18.058	6 -	1:35.382	+ 1.682	11:09:23.440
2 -	1:37.726	+ 4.026	11:02:55.784	7 -	1:34.706	+ 1.006	11:10:58.146
3 -	1:38.216	+ 4.516	11:04:34.000	8 -	1:33.825	+ 0.125	11:12:31.971
4 -	1:36.429	+ 2.729	11:06:10.429	9 -	1:33.700		11:14:05.671
5 -	1:37.629	+ 3.929	11:07:48.058	10 -	1:34.756	+ 1.056	11:15:40.427
41	John STANYON		MG Midget				
1 -	1:50.471	+ 17.659	11:01:27.286	6 -	1:32.812		11:09:26.030
2 -	1:42.967	+ 10.155	11:03:10.253	7 -	1:34.204	+ 1.392	11:11:00.234
3 -	1:34.633	+ 1.821	11:04:44.886	8 -	1:34.006	+ 1.194	11:12:34.240
4 -	1:34.050	+ 1.238	11:06:18.936	9 -	1:34.848	+ 2.036	11:14:09.088
5 -	1:34.282	+ 1.470	11:07:53.218	10 -	1:35.598	+ 2.786	11:15:44.686
61	William SMALLRIDGE		MG Midget				
1 -	1:36.624	+ 18.158	11:02:04.010	7 -	1:19.567	+ 1.101	11:10:15.948
2 -	1:26.202	+ 7.736	11:03:30.212	8 -	1:18.653	+ 0.187	11:11:34.601
3 -	1:20.813	+ 2.347	11:04:51.025	9 -	1:18.466		11:12:53.067
4 -	1:22.427	+ 3.961	11:06:13.452	10 -	1:18.657	+ 0.191	11:14:11.724
5 -	1:24.141	+ 5.675	11:07:37.593	11 -	1:20.144	+ 1.678	11:15:31.868
6 -	1:18.788	+ 0.322	11:08:56.381				
62	Edward REEVE		MG Midget				
1 -	1:31.014	+ 8.449	11:03:01.863	6 -	1:24.049	+ 1.484	11:10:33.718
2 -	1:24.761	+ 2.196	11:04:26.624	7 -	1:23.785	+ 1.220	11:11:57.503
3 -	1:24.942	+ 2.377	11:05:51.566	8 -	1:22.593	+ 0.028	11:13:20.096
4 -	1:53.928	+ 31.363	11:07:45.494	9 -	1:22.565		11:14:42.661
5 -	1:24.175	+ 1.610	11:09:09.669				
63	Gil DUFFEY		MG Midget				
1 -	1:41.311	+ 19.695	11:01:26.212	6 -	1:23.512	+ 1.896	11:08:46.572
2 -	1:30.881	+ 9.265	11:02:57.093	7 -	1:24.017	+ 2.401	11:10:10.589
3 -	1:27.539	+ 5.923	11:04:24.632	8 -	1:24.334	+ 2.718	11:11:34.923
4 -	1:33.416	+ 11.800	11:05:58.048	9 -	1:21.616		11:12:56.539
5 -	1:25.012	+ 3.396	11:07:23.060	10 -	1:23.294	+ 1.678	11:14:19.833
65	Martin MORRIS		MG Midget				
1 -	1:38.419	+ 15.661	11:04:13.722	6 -	1:24.540	+ 1.782	11:11:15.659
2 -	1:26.808	+ 4.050	11:05:40.530	7 -	1:22.758		11:12:38.417
3 -	1:23.777	+ 1.019	11:07:04.307	8 -	1:23.221	+ 0.463	11:14:01.638
4 -	1:23.042	+ 0.284	11:08:27.349	9 -	1:22.910	+ 0.152	11:15:24.548
5 -	1:23.770	+ 1.012	11:09:51.119				
66	Paul SIBLEY		MG Midget				
1 -	1:36.783	+ 15.559	11:01:29.444	7 -	1:21.610	+ 0.386	11:09:52.666
2 -	1:27.910	+ 6.686	11:02:57.354	8 -	1:21.934	+ 0.710	11:11:14.600
3 -	1:25.075	+ 3.851	11:04:22.429	9 -	1:21.224		11:12:35.824
4 -	1:24.061	+ 2.837	11:05:46.490	10 -	1:23.124	+ 1.900	11:13:58.948
5 -	1:22.278	+ 1.054	11:07:08.768	11 -	1:22.565	+ 1.341	11:15:21.513

CAR 62 - TRANSPONDER NOT WORKING FIX OR YOU WILL BE IGNORED IN THE RACE

Weather / Track : Cloudy / Dry

Lenham Cars MG Midget Challenge
QUALIFYING - RACE 6 - LAP ANALYSIS


6 -	1:22.288	+ 1.064	11:08:31.056			
74	John WILSON		AH Frog Eye Sprite			
1 -	1:58.624	+ 25.180	11:01:53.112	4 -	1:34.451	+ 1.007 11:06:42.971
2 -	1:38.711	+ 5.267	11:03:31.823	5 -	1:33.444	11:08:16.415
3 -	1:36.697	+ 3.253	11:05:08.520	6 -	4:00.522 P	+ 2:27.078 11:12:16.937

CAR 62 - TRANSPONDER NOT WORKING FIX OR YOU WILL BE IGNORED IN THE RACE

Weather / Track : Cloudy / Dry

Lenham Cars MG Midget Challenge

RACE 6 - GRID

ROW 10	1:33.700 36 Stephen COLLINSON	
ROW 9	1:32.812 41 John STANYON	1:33.444 74 John WILSON
ROW 8	1:32.521 10 Phil ATWOOD	1:32.731 34 Ian LANGFORD
ROW 7	1:31.551 32 David PYMM	1:31.613 6 Tim CAIRNS
ROW 6	1:30.513 9 Holly SAMBELL	1:31.422 33 John COLLINSON
ROW 5	1:27.336 11 David M. JAMES	1:29.685 5 Ian STAGG
ROW 4	1:25.513 2 Dominic MOONEY	1:26.833 3 Adrian MOORE
ROW 3	1:22.758 65 Martin MORRIS	1:22.974 7 Peter COLLINSON
ROW 2	1:21.616 63 Gil DUFFEY	1:22.565 62 Edward REEVE
ROW 1	1:18.466 61 William SMALLRIDGE	1:21.224 66 Paul SIBLEY
Pole		
		

Snetterton
Circuit Length = 1.9520 miles

Clerk of Course :

Timekeeper :

MGCC Zero Exhaust Thoroughbred Sportscars

RACE 1 - CLASSIFICATION

POS	NO	CL	NAME	ENTRY	LAPS	TIME	GAP	DIFF	MPH	BEST	ON
1	87	D	Tony LEES	Morgan Plus 8	15	20:37.358			85.18	1:21.208	3
2	91	D	Philip GODDARD	Morgan Plus 8	15	20:38.701	1.343	1.343	85.09	1:20.537	15
3	93	D	Chris ACKLAM	Morgan Plus 8	15	20:41.228	3.870	2.527	84.92	1:20.506	15
4	85	D	Andy GREEN	Morgan Plus 8	15	20:58.479	21.121	17.251	83.75	1:20.884	3
5	89	D	John EMBERSON	Morgan Roadster	15	21:04.074	26.716	5.595	83.38	1:21.953	12
6	56	C	Ken PATON	Jaguar D-Type Replica	15	21:11.861	34.503	7.787	82.87	1:21.595	15
7	90	C6	Tony RIVERS	Morgan Roadster	15	21:13.637	36.279	1.776	82.76	1:23.417	3
8	97	D	Roger CONNELL	TVR Griffiths	15	21:18.157	40.799	4.520	82.46	1:22.424	14
9	58	C	Jeremy KNIGHT	Jaguar D-Type Replica	15	21:29.278	51.920	11.121	81.75	1:23.614	13
10	44	B	Peter SAMUELS	MGB Roadster	15	21:32.352	54.994	3.074	81.56	1:24.769	8
11	37	B	Barry HOLMES	MGB GT V8	15	21:49.450	1:12.092	17.098	80.49	1:25.749	8
12	76	C	Peter DUBSKY	Jaguar D Type	15	21:58.640	1:21.282	9.190	79.93	1:24.325	12
13	81	C	Tim FALCE	Jaguar 'D' Type	15	21:58.663	1:21.305	0.023	79.93	1:24.850	13
14	36	B	Colin JONES	MGA Twin Cam	15	21:59.042	1:21.684	0.379	79.91	1:24.710	13
15	1	C	Mike HAZLEWOOD	Triumph TR6 Sports	15	21:59.716	1:22.358	0.674	79.87	1:25.931	13
16	48	B	Jo PARRINGTON	MGB GT V8	15	22:01.310	1:23.952	1.594	79.77	1:25.842	13
17	74	C	Phillip LAMBE	Triumph TR6	14	20:47.679	1 lap	1 lap	78.85	1:25.934	10
18	55	C6	Andrew POTTER	Morgan Roadster	14	20:50.258	1 lap	2.579	78.68	1:26.296	11
19	53	C	Roy CHAMBERLAIN	Triumph TR3B	14	20:52.671	1 lap	2.413	78.53	1:26.845	8
20	33	B	Max CAWTHORN	MGB Roadster	14	20:54.610	1 lap	1.939	78.41	1:26.832	14
21	78	C6	Roger WHITESIDE	Morgan Roadster	14	21:04.433	1 lap	9.823	77.80	1:26.999	6
22	26	B	Peter BARNARD	Elva Courier	14	21:21.716	1 lap	17.283	76.75	1:27.776	6
23	79	C6	Ulrich VIERHAUS	Morgan Roadster	14	21:31.274	1 lap	9.558	76.18	1:28.323	10
24	35	B	Rob SPENCER	MGB GT V8	14	21:32.047	1 lap	0.773	76.14	1:28.322	6
25	14	A	Martin LEWIS	MGB Roadster	14	22:03.802	1 lap	31.755	74.31	1:32.330	12
26	4	A	Peter HISCOCKS	MGA	13	20:38.132	2 laps	1 lap	73.78	1:32.706	12
27	7	A	Brian PLAYFORD	MGB Roadster	13	21:50.017	2 laps	1:11.885	69.73	1:36.848	12
NOT CLASSIFIED											
DNF	50	B	Simon CRIPPS	MGB GT V8	2	3:09.908	13 laps	11 laps	74.00	1:28.817	2
FASTEST LAP											
56	C	Ken PATON	Jaguar D-Type Replica	15	1:21.595			86.12 mph		138.59 kph	
14	A	Martin LEWIS	MGB Roadster	12	1:32.330			76.10 mph		122.48 kph	
36	B	Colin JONES	MGA Twin Cam	13	1:24.710			82.95 mph		133.50 kph	
90	C6	Tony RIVERS	Morgan Roadster	3	1:23.417			84.24 mph		135.57 kph	
93	D	Chris ACKLAM	Morgan Plus 8	15	1:20.506			87.28 mph		140.47 kph	

Weather / Track : Cloudy / Dry

These results are provisional until the conclusion of any judicial and technical matters.

Snetterton
Circuit Length = 1.9520 miles
Start: 12:59 End: 13:21

Clerk of Course :		Timekeeper :
-------------------	--	--------------

MGCC Zero Exhaust Thoroughbred Sportscars

RACE 1 - LAP CHART

Lap 1			Lap 2			Lap 3			Lap 4			Lap 5		
No	Behind	Laptime	No	Behind	Laptime	No	Behind	Laptime	No	Behind	Laptime	No	Behind	Laptime
87		1:29.248	87		1:22.142	87		1:21.208	87		1:21.797	87		1:21.487
93	0.639	1:29.887	93	0.721	1:22.224	93	0.384	1:20.871	93	0.802	1:22.215	93	0.370	1:21.055
85	1.161	1:30.409	85	1.100	1:22.081	85	0.776	1:20.884	91	4.680	1:22.500	91	5.575	1:22.382
91	2.356	1:31.604	91	2.953	1:22.739	91	3.977	1:22.232	90	11.448	1:23.717	90	14.049	1:24.088
90	4.062	1:33.310	90	7.319	1:25.399	90	9.528	1:23.417	89	14.035	1:23.242	89	15.764	1:23.216
97	5.872	1:35.120	89	9.404	1:24.546	89	12.590	1:24.394	85	14.314	1:35.335	85	16.257	1:23.430
89	7.000	1:36.248	97	10.577	1:26.847	97	13.958	1:24.589	56	17.820	1:24.610	97	22.392	1:25.777
44	7.168	1:36.416	44	11.720	1:26.694	56	15.007	1:23.781	97	18.102	1:25.941	56	23.137	1:26.804
1	8.328	1:37.576	56	12.434	1:25.194	44	16.280	1:25.768	44	19.805	1:25.322	44	23.940	1:25.622
56	9.382	1:38.630	58	14.309	1:26.854	58	17.734	1:24.633	58	21.090	1:25.153	58	25.062	1:25.459
58	9.597	1:38.845	1	14.402	1:28.216	1	21.358	1:28.164	1	27.035	1:27.474	37	32.236	1:26.398
48	10.538	1:39.786	37	16.348	1:27.629	37	22.354	1:27.214	37	27.325	1:26.768	1	33.737	1:28.189
37	10.861	1:40.109	48	16.827	1:28.431	48	23.009	1:27.390	48	28.388	1:27.176	48	34.093	1:27.192
81	11.358	1:40.606	81	18.451	1:29.235	81	25.102	1:27.859	81	30.894	1:27.589	81	36.419	1:27.012
50	11.843	1:41.091	50	18.518	1:28.817	53	29.768	1:30.481	53	36.653	1:28.682	76	42.771	1:27.005
26	12.616	1:41.864	53	20.495	1:29.009	74	31.821	1:31.366	76	37.253	1:27.101	53	44.370	1:29.204
53	13.628	1:42.876	26	20.614	1:30.140	76	31.949	1:29.011	36	39.320	1:27.924	36	44.573	1:26.740
33	14.773	1:44.021	74	21.663	1:29.016	26	32.143	1:32.737	74	41.362	1:31.338	74	46.928	1:27.053
74	14.789	1:44.037	78	23.543	1:29.872	36	33.193	1:28.997	78	42.418	1:30.128	78	48.517	1:27.586
78	15.813	1:45.061	76	24.146	1:29.191	78	34.087	1:31.752	55	43.101	1:29.253	55	49.125	1:27.511
36	16.763	1:46.011	33	24.450	1:31.819	33	35.416	1:32.174	33	44.294	1:30.675	33	50.214	1:27.407
76	17.097	1:46.345	36	25.404	1:30.783	55	35.645	1:30.095	35	44.641	1:29.883	35	51.975	1:28.821
55	17.992	1:47.240	55	26.758	1:30.908	35	36.555	1:30.259	79	51.127	1:32.904	79	1:01.690	1:32.050
35	18.225	1:47.473	35	27.504	1:31.421	79	40.020	1:31.609	14	58.142	1:34.397	26	1:08.880	1:27.897
79	19.080	1:48.328	79	29.619	1:32.681	14	45.542	1:33.447	4	1:00.399	1:34.572	14	1:09.683	1:33.028
14	20.921	1:50.169	14	33.303	1:34.524	4	47.624	1:33.941	26	1:02.470	1:52.124	4	1:12.042	1:33.130
4	22.207	1:51.455	4	34.891	1:34.826	7	59.897	1:40.121	7	1:17.397	1:39.297			
7	23.898	1:53.146	7	40.984	1:39.228									

MGCC Zero Exhaust Thoroughbred Sportscars

RACE 1 - LAP CHART

Lap 6			Lap 7			Lap 8			Lap 9			Lap 10		
No	Behind	Laptime	No	Behind	Laptime	No	Behind	Laptime	No	Behind	Laptime	No	Behind	Laptime
87		1:21.398	87		1:21.521	87		1:22.776	87		1:22.869	87		1:22.651
93	0.250	1:21.278	14	1 LAP	1:33.605	91	8.410	1:23.565	26	1 LAP	1:29.807	91	6.304	1:21.462
91	6.692	1:22.515	93	0.652	1:21.923	14	1 LAP	1:33.301	91	7.493	1:21.952	93	9.610	1:21.986
7	1 LAP	1:41.495	4	1 LAP	1:32.745	93	11.660	1:33.784	79	1 LAP	1:32.800	26	1 LAP	1:31.277
90	16.295	1:23.644	91	7.621	1:22.450	4	1 LAP	1:33.928	93	10.275	1:21.484	85	16.875	1:21.848
85	17.683	1:22.824	85	18.878	1:22.716	85	17.918	1:21.816	85	17.678	1:22.629	79	1 LAP	1:31.662
89	18.367	1:24.001	90	19.045	1:24.271	90	20.570	1:24.301	14	1 LAP	1:32.902	89	22.846	1:23.582
56	25.800	1:24.061	89	21.226	1:24.380	89	21.408	1:22.958	90	21.721	1:24.020	90	24.497	1:25.427
97	26.081	1:25.087	56	28.083	1:23.804	56	29.984	1:24.677	89	21.915	1:23.376	56	30.901	1:22.803
44	27.663	1:25.121	97	29.561	1:25.001	97	31.406	1:24.621	4	1 LAP	1:34.673	14	1 LAP	1:33.313
58	29.087	1:25.423	44	31.384	1:25.242	44	33.377	1:24.769	56	30.749	1:23.634	97	34.170	1:24.722
37	37.086	1:26.248	58	33.121	1:25.555	58	35.660	1:25.315	97	32.099	1:23.562	4	1 LAP	1:34.332
1	39.700	1:27.361	7	1 LAP	1:42.612	37	44.687	1:25.749	44	35.996	1:25.488	44	38.831	1:25.486
48	40.125	1:27.430	37	41.714	1:26.149	1	50.928	1:28.292	58	37.991	1:25.200	58	40.430	1:25.090
81	43.233	1:28.212	1	45.412	1:27.233	48	51.297	1:28.247	37	48.116	1:26.298	37	51.329	1:25.864
76	48.800	1:27.427	48	45.826	1:27.222	81	53.845	1:27.664	1	55.578	1:27.519	48	59.570	1:26.396
36	49.927	1:26.752	81	48.957	1:27.245	7	1 LAP	1:40.824	48	55.825	1:27.397	1	1:00.772	1:27.845
53	51.753	1:28.781	36	55.160	1:26.754	76	58.739	1:26.192	81	58.327	1:27.351	81	1:02.055	1:26.379
74	52.649	1:27.119	76	55.323	1:28.044	36	59.812	1:27.428	76	1:00.461	1:24.591	76	1:02.164	1:24.354
78	54.118	1:26.999	53	57.553	1:27.321	53	1:01.622	1:26.845	36	1:02.741	1:25.798	36	1:06.029	1:25.939
55	55.199	1:27.472	74	58.655	1:27.527	74	1:03.026	1:27.147	53	1:07.341	1:28.588	74	1:11.561	1:25.934
33	55.931	1:27.115	78	1:01.352	1:28.755	78	1:05.861	1:27.285	74	1:08.278	1:28.121	53	1:13.008	1:28.318
35	58.899	1:28.322	55	1:01.948	1:28.270	55	1:06.901	1:27.729	55	1:10.728	1:26.696	55	1:14.469	1:26.392
79	1:11.271	1:30.979	33	1:02.436	1:28.026	33	1:07.883	1:28.223	7	1 LAP	1:39.649	33	1:17.810	1:28.075
26	1:15.258	1:27.776	35	1:06.911	1:29.533	35	1:13.211	1:29.076	33	1:12.386	1:27.372	78	1:20.159	1:28.269
			79	1:20.709	1:30.959				78	1:14.541	1:31.549			
			26	1:21.635	1:27.898				35	1:19.008	1:28.666			

MGCC Zero Exhaust Thoroughbred Sportscars

RACE 1 - LAP CHART

Lap 11			Lap 12			Lap 13			Lap 14			Lap 15		
No	Behind	Laptime	No	Behind	Laptime	No	Behind	Laptime	No	Behind	Laptime	No	Behind	Laptime
87		1:22.868	87		1:21.753	87		1:22.001	87		1:22.094	87		1:21.545
35	1 LAP	1:28.765	33	1 LAP	1:27.609	55	1 LAP	1:27.233	91	2.351	1:21.961	4	2 LAPS	1:34.292
91	4.452	1:21.016	91	3.861	1:21.162	53	1 LAP	1:28.512	93	4.909	1:21.219	91	1.343	1:20.537
7	2 LAPS	1:39.353	78	1 LAP	1:30.062	91	2.484	1:20.624	74	1 LAP	1:28.596	93	3.870	1:20.506
93	7.497	1:20.755	93	6.269	1:20.525	93	5.784	1:21.516	55	1 LAP	1:28.680	74	1 LAP	1:26.654
85	15.737	1:21.730	85	16.321	1:22.337	33	1 LAP	1:27.615	53	1 LAP	1:28.745	55	1 LAP	1:26.483
26	1 LAP	1:28.208	35	1 LAP	1:40.355	78	1 LAP	1:29.004	33	1 LAP	1:27.647	53	1 LAP	1:27.799
89	22.283	1:22.305	89	22.483	1:21.953	85	16.880	1:22.560	85	16.278	1:21.492	33	1 LAP	1:26.832
79	1 LAP	1:28.323	7	2 LAPS	1:40.020	89	23.965	1:23.483	78	1 LAP	1:29.464	85	21.121	1:26.388
90	25.370	1:23.741	26	1 LAP	1:27.829	35	1 LAP	1:28.770	89	24.891	1:23.020	89	26.716	1:23.370
56	30.847	1:22.814	90	29.459	1:25.842	90	31.861	1:24.403	90	33.876	1:24.109	78	1 LAP	1:28.647
97	35.108	1:23.806	79	1 LAP	1:29.933	26	1 LAP	1:28.055	56	34.453	1:23.247	56	34.503	1:21.595
14	1 LAP	1:32.693	56	32.198	1:23.104	56	33.300	1:23.103	26	1 LAP	1:28.022	90	36.279	1:23.948
44	41.473	1:25.510	97	36.406	1:23.051	79	1 LAP	1:29.621	97	38.637	1:22.424	97	40.799	1:23.707
58	42.177	1:24.615	58	45.005	1:24.581	97	38.307	1:23.902	35	1 LAP	1:38.361	26	1 LAP	1:28.082
4	1 LAP	1:34.626	44	45.087	1:25.367	7	2 LAPS	1:38.371	79	1 LAP	1:29.700	58	51.920	1:25.084
37	54.648	1:26.187	14	1 LAP	1:32.790	58	46.618	1:23.614	58	48.381	1:23.857	79	1 LAP	1:29.725
48	1:03.230	1:26.528	37	58.754	1:25.859	44	47.972	1:24.886	44	51.456	1:25.578	35	1 LAP	1:32.342
1	1:04.282	1:26.378	4	1 LAP	1:32.906	37	1:02.680	1:25.927	7	2 LAPS	1:36.848	44	54.994	1:25.083
76	1:04.512	1:25.216	76	1:07.084	1:24.325	14	1 LAP	1:32.330	37	1:06.668	1:26.082	37	1:12.092	1:26.969
81	1:05.476	1:26.289	48	1:08.207	1:26.730	76	1:09.511	1:24.428	14	1 LAP	1:32.856	7	2 LAPS	1:39.053
36	1:08.443	1:25.282	1	1:09.223	1:26.694	4	1 LAP	1:32.706	76	1:16.160	1:28.743	76	1:21.282	1:26.667
74	1:14.968	1:26.275	81	1:09.399	1:25.676	48	1:12.048	1:25.842	81	1:17.091	1:26.937	81	1:21.305	1:25.759
53	1:17.650	1:27.510	36	1:12.000	1:25.310	81	1:12.248	1:24.850	48	1:17.662	1:27.708	36	1:21.684	1:25.330
55	1:17.897	1:26.296	74	1:20.711	1:27.496	1	1:13.153	1:25.931	1	1:17.831	1:26.772	1	1:22.358	1:26.072
						36	1:14.709	1:24.710	36	1:17.899	1:25.284	48	1:23.952	1:27.835
												14	1 LAP	1:34.447

Virgin Radio Classic Rock "Equipe" GTs

QUALIFYING - RACE 7 - CLASSIFICATION

POS	NO	CL	NAME	ENTRY	TIME	ON	LAPS	GAP	DIFF	MPH
1	49		Malcolm JOHNSON	TVR Grantura Mk3	1:24.646	10	10			83.01
2	22		Tom SMITH	MGB	1:25.947	7	8	1.301	1.301	81.76
3	2		Rod BEGBIE	TVR Gantura Mk3	1:26.616	9	10	1.970	0.669	81.12
4	42		Neil HOWE	Triumph TR4	1:27.486	7	10	2.840	0.870	80.32
5	7		Brian ARCULUS	Triumph TR3a	1:27.542	9	10	2.896	0.056	80.27
6	17		David BERESFORD	MGB	1:27.655	10	10	3.009	0.113	80.16
7	6		John ANDON	Triumph TR4	1:27.911	10	10	3.265	0.256	79.93
8	26		Stephen RADCLIFFFE	MGB	1:28.944	8	10	4.298	1.033	79.00
9	91		David GARDNER	MGB	1:29.349	8	8	4.703	0.405	78.64
10	35		Alasdair BRUCE	MGB	1:29.501	7	10	4.855	0.152	78.51
11	72		Piers WARD	TVR Grantura Mk3	1:32.649	3	3	8.003	3.148	75.84
12	63		Graham BATES	MGB	1:32.698	10	10	8.052	0.049	75.80
13	69		Rob CULL	TVR Grantura Mk3	1:32.730	6	6	8.084	0.032	75.78
14	32		David ALSTON	MGB	1:32.850	9	10	8.204	0.120	75.68
15	64		Colin ELSTROP	TVR Grantura Mk3	1:32.963	9	9	8.317	0.113	75.59
16	36		Nick WILKINS	MGA	1:34.216	6	9	9.570	1.253	74.58
17	61		Andrew BURROUGHS	MGB	1:34.871	6	9	10.225	0.655	74.07
18	74		John YEA	MGB	1:35.779	3	3	11.133	0.908	73.36
19	71		Mark PANGBORNE	Austin Healey 100	1:36.623	9	9	11.977	0.844	72.72
20	54		Stephen BOLDERSON	MGB	1:37.261	9	9	12.615	0.638	72.25
21	81		John HATTON	MGB	1:37.313	9	9	12.667	0.052	72.21
22	95		Suzanne SEARS	MGB	1:39.154	9	9	14.508	1.841	70.87
23	52		Chris GORDON	Triumph Spitfire	1:39.250	8	9	14.604	0.096	70.80
24	12		Simon GURNEY	MGA Sebring	1:39.262	6	9	14.616	0.012	70.79
25	33		Keith HAMPSON	Sunbeam Alpine Le Mans	1:40.579	9	9	15.933	1.317	69.86
26	28		Clive COCKS	WSM Sprite	1:41.601	8	9	16.955	1.022	69.16
27	55		Dave WOOD	Lancia Fulvia	1:42.236	8	9	17.590	0.635	68.73
28	70		Linda FULLER	MGB	1:44.618	7	8	19.972	2.382	67.16
29	18		Linda PEARCY	MGB	1:46.850	8	8	22.204	2.232	65.76

Weather / Track : Cloudy / Dry

These results are provisional until the conclusion of any judicial and technical matters.

Snetterton
Circuit Length = 1.9520 miles
Start: 11:19 End: 11:35

Clerk of Course :		Timekeeper :
-------------------	--	--------------

Virgin Radio Classic Rock "Equipe" GTs QUALIFYING - RACE 7 - LAP ANALYSIS

2	Rod BEGBIE		TVR Gantura Mk3				
1 -	1:46.351	+ 19.735	11:21:20.141	6 -	1:30.112	+ 3.496	11:28:46.349
2 -	1:32.378	+ 5.762	11:22:52.519	7 -	1:26.885	+ 0.269	11:30:13.234
3 -	1:27.966	+ 1.350	11:24:20.485	8 -	1:31.185	+ 4.569	11:31:44.419
4 -	1:28.281	+ 1.665	11:25:48.766	9 -	1:26.616		11:33:11.035
5 -	1:27.471	+ 0.855	11:27:16.237	10 -	1:27.417	+ 0.801	11:34:38.452
6	John ANDON		Triumph TR4				
1 -	1:48.225	+ 20.314	11:21:03.907	6 -	1:28.542	+ 0.631	11:28:33.570
2 -	1:31.641	+ 3.730	11:22:35.548	7 -	1:28.879	+ 0.968	11:30:02.449
3 -	1:29.847	+ 1.936	11:24:05.395	8 -	1:28.439	+ 0.528	11:31:30.888
4 -	1:28.683	+ 0.772	11:25:34.078	9 -	1:29.935	+ 2.024	11:33:00.823
5 -	1:30.950	+ 3.039	11:27:05.028	10 -	1:27.911		11:34:28.734
7	Brian ARCULUS		Triumph TR3a				
1 -	1:50.452	+ 22.910	11:21:35.422	6 -	1:29.899	+ 2.357	11:29:16.908
2 -	1:39.027	+ 11.485	11:23:14.449	7 -	1:28.747	+ 1.205	11:30:45.655
3 -	1:32.014	+ 4.472	11:24:46.463	8 -	1:28.712	+ 1.170	11:32:14.367
4 -	1:32.209	+ 4.667	11:26:18.672	9 -	1:27.542		11:33:41.909
5 -	1:28.337	+ 0.795	11:27:47.009	10 -	1:29.487	+ 1.945	11:35:11.396
12	Simon GURNEY		MGA Sebring				
1 -	1:53.009	+ 13.747	11:21:41.107	6 -	1:39.262		11:30:08.401
2 -	1:43.590	+ 4.328	11:23:24.697	7 -	1:41.360	+ 2.098	11:31:49.761
3 -	1:41.123	+ 1.861	11:25:05.820	8 -	1:43.198	+ 3.936	11:33:32.959
4 -	1:39.950	+ 0.688	11:26:45.770	9 -	1:39.640	+ 0.378	11:35:12.599
5 -	1:43.369	+ 4.107	11:28:29.139				
17	David BERESFORD		MGB				
1 -	1:49.259	+ 21.604	11:21:15.509	6 -	1:28.494	+ 0.839	11:28:46.047
2 -	1:34.192	+ 6.537	11:22:49.701	7 -	1:28.608	+ 0.953	11:30:14.655
3 -	1:28.820	+ 1.165	11:24:18.521	8 -	1:30.745	+ 3.090	11:31:45.400
4 -	1:30.250	+ 2.595	11:25:48.771	9 -	1:29.263	+ 1.608	11:33:14.663
5 -	1:28.782	+ 1.127	11:27:17.553	10 -	1:27.655		11:34:42.318
18	Linda PEARCY		MGB				
1 -	2:11.447	+ 24.597	11:21:26.489	5 -	1:54.227	+ 7.377	11:29:23.409
2 -	2:04.135	+ 17.285	11:23:30.624	6 -	1:51.128	+ 4.278	11:31:14.537
3 -	1:59.513	+ 12.663	11:25:30.137	7 -	1:49.325	+ 2.475	11:33:03.862
4 -	1:59.045	+ 12.195	11:27:29.182	8 -	1:46.850		11:34:50.712
22	Tom SMITH		MGB				
1 -	1:37.230	+ 11.283	11:21:28.472	5 -	1:27.130	+ 1.183	11:27:18.792
2 -	1:29.220	+ 3.273	11:22:57.692	6 -	1:26.223	+ 0.276	11:28:45.015
3 -	1:27.596	+ 1.649	11:24:25.288	7 -	1:25.947		11:30:10.962
4 -	1:26.374	+ 0.427	11:25:51.662	8 -	2:24.302 P	+ 58.355	11:32:35.264
26	Stephen RADCLIFFE		MGB				
1 -	1:37.677	+ 8.733	11:20:47.338	6 -	1:32.483	+ 3.539	11:28:20.280
2 -	1:30.188	+ 1.244	11:22:17.526	7 -	1:29.607	+ 0.663	11:29:49.887
3 -	1:29.079	+ 0.135	11:23:46.605	8 -	1:28.944		11:31:18.831
4 -	1:31.482	+ 2.538	11:25:18.087	9 -	1:28.995	+ 0.051	11:32:47.826
5 -	1:29.710	+ 0.766	11:26:47.797	10 -	1:30.706	+ 1.762	11:34:18.532
28	Clive COCKS		WSM Sprite				
1 -	1:56.602	+ 15.001	11:21:28.866	6 -	1:42.589	+ 0.988	11:30:11.322
2 -	1:46.789	+ 5.188	11:23:15.655	7 -	1:41.955	+ 0.354	11:31:53.277
3 -	1:45.032	+ 3.431	11:25:00.687	8 -	1:41.601		11:33:34.878
4 -	1:43.899	+ 2.298	11:26:44.586	9 -	1:41.727	+ 0.126	11:35:16.605
5 -	1:44.147	+ 2.546	11:28:28.733				
32	David ALSTON		MGB				
1 -	1:52.119	+ 19.269	11:21:16.356	6 -	1:37.808	+ 4.958	11:29:10.868

Snetterton
Circuit Length = 1.9520 miles
Start: 11:19 End: 11:35

Weather / Track : Cloudy / Dry

Virgin Radio Classic Rock "Equipe" GTs

QUALIFYING - RACE 7 - LAP ANALYSIS

2 -	1:36.479	+ 3.629	11:22:52.835	7 -	1:33.892	+ 1.042	11:30:44.760
3 -	1:34.453	+ 1.603	11:24:27.288	8 -	1:33.226	+ 0.376	11:32:17.986
4 -	1:32.906	+ 0.056	11:26:00.194	9 -	1:32.850		11:33:50.836
5 -	1:32.866	+ 0.016	11:27:33.060	10 -	1:33.527	+ 0.677	11:35:24.363
33	Keith HAMPSON			Sunbeam Alpine Le Mans			
1 -	1:58.533	+ 17.954	11:21:25.986	6 -	1:42.604	+ 2.025	11:30:06.407
2 -	1:46.326	+ 5.747	11:23:12.312	7 -	1:42.734	+ 2.155	11:31:49.141
3 -	1:44.954	+ 4.375	11:24:57.266	8 -	1:42.072	+ 1.493	11:33:31.213
4 -	1:41.925	+ 1.346	11:26:39.191	9 -	1:40.579		11:35:11.792
5 -	1:44.612	+ 4.033	11:28:23.803				
35	Alasdair BRUCE			MGB			
1 -	1:44.337	+ 14.836	11:21:21.154	6 -	1:29.852	+ 0.351	11:28:55.525
2 -	1:32.665	+ 3.164	11:22:53.819	7 -	1:29.501		11:30:25.026
3 -	1:30.968	+ 1.467	11:24:24.787	8 -	1:29.928	+ 0.427	11:31:54.954
4 -	1:31.069	+ 1.568	11:25:55.856	9 -	1:37.857	+ 8.356	11:33:32.811
5 -	1:29.817	+ 0.316	11:27:25.673	10 -	1:30.884	+ 1.383	11:35:03.695
36	Nick WILKINS			MGA			
1 -	1:50.050	+ 15.834	11:21:28.595	6 -	1:34.216		11:29:29.337
2 -	1:38.594	+ 4.378	11:23:07.189	7 -	1:35.209	+ 0.993	11:31:04.546
3 -	1:37.771	+ 3.555	11:24:44.960	8 -	1:36.612	+ 2.396	11:32:41.158
4 -	1:35.185	+ 0.969	11:26:20.145	9 -	1:36.070	+ 1.854	11:34:17.228
5 -	1:34.976	+ 0.760	11:27:55.121				
42	Neil HOWE			Triumph TR4			
1 -	1:56.977	+ 29.491	11:21:32.522	6 -	1:29.575	+ 2.089	11:29:02.333
2 -	1:32.892	+ 5.406	11:23:05.414	7 -	1:27.486		11:30:29.819
3 -	1:28.463	+ 0.977	11:24:33.877	8 -	1:28.313	+ 0.827	11:31:58.132
4 -	1:27.726	+ 0.240	11:26:01.603	9 -	1:29.454	+ 1.968	11:33:27.586
5 -	1:31.155	+ 3.669	11:27:32.758	10 -	1:27.522	+ 0.036	11:34:55.108
49	Malcolm JOHNSON			TVR Grantura Mk3			
1 -	1:44.097	+ 19.451	11:21:01.548	6 -	1:29.935	+ 5.289	11:28:22.949
2 -	1:30.671	+ 6.025	11:22:32.219	7 -	1:26.866	+ 2.220	11:29:49.815
3 -	1:26.688	+ 2.042	11:23:58.907	8 -	1:25.736	+ 1.090	11:31:15.551
4 -	1:26.083	+ 1.437	11:25:24.990	9 -	1:25.332	+ 0.686	11:32:40.883
5 -	1:28.024	+ 3.378	11:26:53.014	10 -	1:24.646		11:34:05.529
52	Chris GORDON			Triumph Spitfire			
1 -	1:49.987	+ 10.737	11:21:50.144	6 -	1:39.259	+ 0.009	11:30:18.573
2 -	1:42.664	+ 3.414	11:23:32.808	7 -	1:39.381	+ 0.131	11:31:57.954
3 -	1:43.999	+ 4.749	11:25:16.807	8 -	1:39.250		11:33:37.204
4 -	1:42.216	+ 2.966	11:26:59.023	9 -	1:42.418	+ 3.168	11:35:19.622
5 -	1:40.291	+ 1.041	11:28:39.314				
54	Stephen BOLDERSON			MGB			
1 -	1:52.835	+ 15.574	11:21:34.587	6 -	1:37.522	+ 0.261	11:30:01.201
2 -	1:45.842	+ 8.581	11:23:20.429	7 -	1:37.348	+ 0.087	11:31:38.549
3 -	1:40.710	+ 3.449	11:25:01.139	8 -	1:41.102	+ 3.841	11:33:19.651
4 -	1:42.759	+ 5.498	11:26:43.898	9 -	1:37.261		11:34:56.912
5 -	1:39.781	+ 2.520	11:28:23.679				
55	Dave WOOD			Lancia Fulvia			
1 -	1:57.960	+ 15.724	11:21:18.200	6 -	1:44.210	+ 1.974	11:30:05.710
2 -	1:46.808	+ 4.572	11:23:05.008	7 -	1:46.325	+ 4.089	11:31:52.035
3 -	1:46.293	+ 4.057	11:24:51.301	8 -	1:42.236		11:33:34.271
4 -	1:45.745	+ 3.509	11:26:37.046	9 -	1:44.545	+ 2.309	11:35:18.816
5 -	1:44.454	+ 2.218	11:28:21.500				
61	Andrew BURROUGHS			MGB			
1 -	1:56.789	+ 21.918	11:21:26.196	6 -	1:34.871		11:29:32.907
2 -	1:39.718	+ 4.847	11:23:05.914	7 -	1:35.695	+ 0.824	11:31:08.602

Snetterton
Circuit Length = 1.9520 miles
Start: 11:19 End: 11:35

Weather / Track : Cloudy / Dry

Virgin Radio Classic Rock "Equipe" GTs

QUALIFYING - RACE 7 - LAP ANALYSIS

3 -	1:38.863	+ 3.992	11:24:44.777	8 -	1:35.140	+ 0.269	11:32:43.742
4 -	1:36.879	+ 2.008	11:26:21.656	9 -	1:36.216	+ 1.345	11:34:19.958
5 -	1:36.380	+ 1.509	11:27:58.036				
63	Graham BATES			MGB			
1 -	1:53.686	+ 20.988	11:21:05.035	6 -	1:35.924	+ 3.226	11:29:07.995
2 -	1:38.486	+ 5.788	11:22:43.521	7 -	1:34.744	+ 2.046	11:30:42.739
3 -	1:34.656	+ 1.958	11:24:18.177	8 -	1:34.040	+ 1.342	11:32:16.779
4 -	1:39.322	+ 6.624	11:25:57.499	9 -	1:32.885	+ 0.187	11:33:49.664
5 -	1:34.572	+ 1.874	11:27:32.071	10 -	1:32.698		11:35:22.362
64	Colin ELSTROP			TVR Grantura Mk3			
1 -	1:47.753	+ 14.790	11:21:43.138	6 -	1:33.889	+ 0.926	11:29:52.147
2 -	1:43.540	+ 10.577	11:23:26.678	7 -	1:32.974	+ 0.011	11:31:25.121
3 -	1:34.969	+ 2.006	11:25:01.647	8 -	1:35.055	+ 2.092	11:33:00.176
4 -	1:38.955	+ 5.992	11:26:40.602	9 -	1:32.963		11:34:33.139
5 -	1:37.656	+ 4.693	11:28:18.258				
69	Rob CULL			TVR Grantura Mk3			
1 -	1:44.754	+ 12.024	11:21:46.326	4 -	1:35.755	+ 3.025	11:26:36.150
2 -	1:38.589	+ 5.859	11:23:24.915	5 -	1:34.515	+ 1.785	11:28:10.665
3 -	1:35.480	+ 2.750	11:25:00.395	6 -	1:32.730		11:29:43.395
70	Linda FULLER			MGB			
1 -	2:11.925	+ 27.307	11:21:33.617	5 -	1:48.085	+ 3.467	11:29:01.241
2 -	1:56.654	+ 12.036	11:23:30.271	6 -	1:47.862	+ 3.244	11:30:49.103
3 -	1:52.709	+ 8.091	11:25:22.980	7 -	1:44.618		11:32:33.721
4 -	1:50.176	+ 5.558	11:27:13.156	8 -	1:45.630	+ 1.012	11:34:19.351
71	Mark PANGBORNE			Austin Healey 100			
1 -	1:54.587	+ 17.964	11:21:25.367	6 -	1:38.406	+ 1.783	11:29:36.215
2 -	1:39.659	+ 3.036	11:23:05.026	7 -	1:37.180	+ 0.557	11:31:13.395
3 -	1:37.480	+ 0.857	11:24:42.506	8 -	1:37.378	+ 0.755	11:32:50.773
4 -	1:37.036	+ 0.413	11:26:19.542	9 -	1:36.623		11:34:27.396
5 -	1:38.267	+ 1.644	11:27:57.809				
72	Piers WARD			TVR Grantura Mk3			
1 -	1:45.614	+ 12.965	11:21:08.429	3 -	1:32.649		11:24:16.103
2 -	1:35.025	+ 2.376	11:22:43.454				
74	John YEA			MGB			
1 -	1:46.533	+ 10.754	11:21:35.970	3 -	1:35.779		11:24:50.160
2 -	1:38.411	+ 2.632	11:23:14.381				
81	John HATTON			MGB			
1 -	1:47.272	+ 9.959	11:21:45.984	6 -	1:41.538	+ 4.225	11:30:11.085
2 -	1:41.746	+ 4.433	11:23:27.730	7 -	1:38.578	+ 1.265	11:31:49.663
3 -	1:38.915	+ 1.602	11:25:06.645	8 -	1:42.190	+ 4.877	11:33:31.853
4 -	1:40.877	+ 3.564	11:26:47.522	9 -	1:37.313		11:35:09.166
5 -	1:42.025	+ 4.712	11:28:29.547				
91	David GARDNER			MGB			
1 -	1:43.006	+ 13.657	11:21:28.773	5 -	1:32.256	+ 2.907	11:29:27.804
2 -	1:35.812	+ 6.463	11:23:04.585	6 -	2:15.247 P	+ 45.898	11:31:43.051
3 -	3:14.374 P	+ 1:45.025	11:26:18.959	7 -	1:33.310	+ 3.961	11:33:16.361
4 -	1:36.589	+ 7.240	11:27:55.548	8 -	1:29.349		11:34:45.710
95	Suzanne SEARS			MGB			
1 -	1:54.820	+ 15.666	11:21:13.258	6 -	1:39.282	+ 0.128	11:29:39.943
2 -	1:43.757	+ 4.603	11:22:57.015	7 -	1:39.730	+ 0.576	11:31:19.673
3 -	1:41.385	+ 2.231	11:24:38.400	8 -	1:40.763	+ 1.609	11:33:00.436
4 -	1:39.728	+ 0.574	11:26:18.128	9 -	1:39.154		11:34:39.590
5 -	1:42.533	+ 3.379	11:28:00.661				

Weather / Track : Cloudy / Dry

Snetterton
Circuit Length = 1.9520 miles
Start: 11:19 End: 11:35

Virgin Radio Classic Rock "Equipe" GTs

RACE 7 - GRID

ROW 15	1:46.850 18 Linda PEARCY		
ROW 14		1:42.236 55 Dave WOOD	1:44.618 70 Linda FULLER
ROW 13	1:40.579 33 Keith HAMPSON		1:41.601 28 Clive COCKS
ROW 12		1:39.250 52 Chris GORDON	1:39.262 12 Simon GURNEY
ROW 11	1:37.313 81 John HATTON		1:39.154 95 Suzanne SEARS
ROW 10		1:36.623 71 Mark PANGBORNE	1:37.261 54 Stephen BOLDEPERSON
ROW 9	1:34.871 61 Andrew BURROUGHS		1:35.779 74 John YEA
ROW 8		1:32.963 64 Colin ELSTROP	1:34.216 36 Nick WILKINS
ROW 7	1:32.730 69 Rob CULL		1:32.850 32 David ALSTON
ROW 6		1:32.649 72 Piers WARD	1:32.698 63 Graham BATES
ROW 5	1:29.349 91 David GARDNER		1:29.501 35 Alasdair BRUCE
ROW 4		1:27.911 6 John ANDON	1:28.944 26 Stephen RADCLIFFE
ROW 3	1:27.542 7 Brian ARCULUS		1:27.655 17 David BERESFORD
ROW 2		1:26.616 2 Rod BEGBIE	1:27.486 42 Neil HOWE
ROW 1	1:24.646 49 Malcolm JOHNSON		1:25.947 22 Tom SMITH

Pole

Snetterton
Circuit Length = 1.9520 miles

Clerk of Course :

Timekeeper :

MGCC Strata 21 BCB8 Championship
QUALIFYING - RACE 8 - CLASSIFICATION

POS	NO	CL	NAME	ENTRY	TIME	ON	LAPS	GAP	DIFF	MPH
1	96	D	Paul SIBLEY	MGB Roadster	1:18.313	8	8			89.73
2	97	D	Adrian BEER	MGB GT V8	1:18.767	3	8	0.454	0.454	89.21
3	1	D	Joe PARRINGTON	MGB GT V8	1:21.035	3	7	2.722	2.268	86.71
4	83	C	Phil WALKER	MGB GT V8	1:24.085	3	7	5.772	3.050	83.57
5	75	C	Martin HALL	MGB V8	1:24.144	3	7	5.831	0.059	83.51
6	44	B	Peter SAMUELS	MGB Roadster	1:25.933	3	7	7.620	1.789	81.77
7	31	B	Jonnie WHEELER	MGB Roadster	1:27.293	2	7	8.980	1.360	80.50
8	30	B	James WHEELER	MGB Roadster	1:29.646	7	7	11.333	2.353	78.38
9	34	B	Brian CAKEBREAD	MGB Roadster	1:29.655	3	5	11.342	0.009	78.37
10	65	B	Rob SPENCER	MGB GT V8	1:30.560	3	7	12.247	0.905	77.59
11	58	B	Ian PRIOR	MGB	1:31.082	7	7	12.769	0.522	77.15
12	71	C	Ken DEAMER	MGB GT V8	1:31.952	2	2	13.639	0.870	76.42
13	38	B	Neil CAWTHORN	MGB Roadster	1:33.939	3	7	15.626	1.987	74.80
14	42	B	Paul ATKINSON	MGB Roadster	1:36.760	2	6	18.447	2.821	72.62
15	3	A	Rob MUIR	MGB Roadster	1:37.748	2	2	19.435	0.988	71.89
16	9	A	Steve OKINES	MGB Roadster	1:38.887	2	7	20.574	1.139	71.06
17	2	A	Ian LONGHURST	MGB Roadster	1:39.614	7	7	21.301	0.727	70.54
18	5	A	Brian SMETHURST	MGB Roadster	1:39.952	2	7	21.639	0.338	70.30
19	35	B	Martin JONES	MGB Roadster	1:43.720	6	6	25.407	3.768	67.75

Weather / Track : Cloudy / Dry

These results are provisional until the conclusion of any judicial and technical matters.

Snetterton
 Circuit Length = 1.9520 miles
 Start: 11:40 End: 12:04

Clerk of Course :		Timekeeper :
-------------------	--	--------------

MGCC Strata 21 BCB8 Championship

QUALIFYING - RACE 8 - LAP ANALYSIS

1	Joe PARRINGTON		MGB GT V8				
1 -	1:36.312	+ 15.277	11:42:45.486	5 -	1:32.553	+ 11.518	12:00:07.384
2 -	1:26.383	+ 5.348	11:44:11.869	6 -	1:31.607	+ 10.572	12:01:38.991
3 -	1:21.035		11:45:32.904	7 -	1:50.565	+ 29.530	12:03:29.556
4 -	13:01.927 P	+ 11:40.892	11:58:34.831				
2	Ian LONGHURST		MGB Roadster				
1 -	1:50.008	+ 10.394	11:42:44.172	5 -	1:46.300	+ 6.686	12:00:08.750
2 -	1:40.911	+ 1.297	11:44:25.083	6 -	1:40.172	+ 0.558	12:01:48.922
3 -	1:39.919	+ 0.305	11:46:05.002	7 -	1:39.614		12:03:28.536
4 -	12:17.448 P	+ 10:37.834	11:58:22.450				
3	Rob MUIR		MGB Roadster				
1 -	1:48.895	+ 11.147	11:42:44.542	2 -	1:37.748		11:44:22.290
5	Brian SMETHURST		MGB Roadster				
1 -	1:50.725	+ 10.773	11:43:04.424	5 -	1:50.865	+ 10.913	12:00:17.748
2 -	1:39.952		11:44:44.376	6 -	1:46.734	+ 6.782	12:02:04.482
3 -	1:41.519	+ 1.567	11:46:25.895	7 -	1:43.241	+ 3.289	12:03:47.723
4 -	12:00.988 P	+ 10:21.036	11:58:26.883				
9	Steve OKINES		MGB Roadster				
1 -	1:47.743	+ 8.856	11:42:55.616	5 -	1:47.339	+ 8.452	12:00:11.359
2 -	1:38.887		11:44:34.503	6 -	1:46.663	+ 7.776	12:01:58.022
3 -	1:40.647	+ 1.760	11:46:15.150	7 -	1:41.121	+ 2.234	12:03:39.143
4 -	12:08.870 P	+ 10:29.983	11:58:24.020				
30	James WHEELER		MGB Roadster				
1 -	1:41.708	+ 12.062	11:43:00.978	5 -	1:34.956	+ 5.310	12:00:21.161
2 -	1:31.860	+ 2.214	11:44:32.838	6 -	1:33.699	+ 4.053	12:01:54.860
3 -	1:30.226	+ 0.580	11:46:03.064	7 -	1:29.646		12:03:24.506
4 -	12:43.141 P	+ 11:13.495	11:58:46.205				
31	Jonnie WHEELER		MGB Roadster				
1 -	1:41.997	+ 14.704	11:42:59.722	5 -	1:36.349	+ 9.056	12:00:20.049
2 -	1:27.293		11:44:27.015	6 -	1:43.527	+ 16.234	12:02:03.576
3 -	1:27.538	+ 0.245	11:45:54.553	7 -	1:31.503	+ 4.210	12:03:35.079
4 -	12:49.147 P	+ 11:21.854	11:58:43.700				
34	Brian CAKEBREAD		MGB Roadster				
1 -	1:52.325	+ 22.670	11:42:51.313	4 -	12:50.007 P	+ 11:20.352	11:58:44.853
2 -	1:33.878	+ 4.223	11:44:25.191	5 -	2:01.774	+ 32.119	12:00:46.627
3 -	1:29.655		11:45:54.846				
35	Martin JONES		MGB Roadster				
1 -	2:12.644	+ 28.924	11:43:13.621	4 -	1:59.770	+ 16.050	12:00:12.920
2 -	1:44.992	+ 1.272	11:44:58.613	5 -	1:46.817	+ 3.097	12:01:59.737
3 -	13:14.537 P	+ 11:30.817	11:58:13.150	6 -	1:43.720		12:03:43.457
38	Neil CAWTHORN		MGB Roadster				
1 -	1:46.777	+ 12.838	11:42:40.197	5 -	1:43.320	+ 9.381	12:00:00.835
2 -	1:39.736	+ 5.797	11:44:19.933	6 -	1:35.800	+ 1.861	12:01:36.635
3 -	1:33.939		11:45:53.872	7 -	1:34.678	+ 0.739	12:03:11.313
4 -	12:23.643 P	+ 10:49.704	11:58:17.515				
42	Paul ATKINSON		MGB Roadster				
1 -	1:58.215	+ 21.455	11:43:22.883	4 -	1:54.142	+ 17.382	12:00:24.217
2 -	1:36.760		11:44:59.643	5 -	1:41.013	+ 4.253	12:02:05.230
3 -	13:30.432 P	+ 11:53.672	11:58:30.075	6 -	1:39.340	+ 2.580	12:03:44.570
44	Peter SAMUELS		MGB Roadster				
1 -	1:45.515	+ 19.582	11:42:49.035	5 -	1:37.021	+ 11.088	12:00:19.138

Snetterton
 Circuit Length = 1.9520 miles
 Start: 11:40 End: 12:04


Weather / Track : Cloudy / Dry

MGCC Strata 21 BCB8 Championship
QUALIFYING - RACE 8 - LAP ANALYSIS

2 -	1:29.127	+ 3.194	11:44:18.162	6 -	1:30.108	+ 4.175	12:01:49.246
3 -	1:25.933		11:45:44.095	7 -	1:28.978	+ 3.045	12:03:18.224
4 -	12:58.022 P	+ 11:32.089	11:58:42.117				
58	Ian PRIOR		MGB				
1 -	1:41.279	+ 10.197	11:42:32.263	5 -	1:38.191	+ 7.109	12:00:18.267
2 -	1:31.505	+ 0.423	11:44:03.768	6 -	1:32.729	+ 1.647	12:01:50.996
3 -	1:31.366	+ 0.284	11:45:35.134	7 -	1:31.082		12:03:22.078
4 -	13:04.942 P	+ 11:33.860	11:58:40.076				
65	Rob SPENCER		MGB GT V8				
1 -	1:41.374	+ 10.814	11:42:29.526	5 -	1:40.334	+ 9.774	12:00:16.406
2 -	1:33.214	+ 2.654	11:44:02.740	6 -	1:33.957	+ 3.397	12:01:50.363
3 -	1:30.560		11:45:33.300	7 -	1:40.587	+ 10.027	12:03:30.950
4 -	13:02.772 P	+ 11:32.212	11:58:36.072				
71	Ken DEAMER		MGB GT V8				
1 -	1:57.247	+ 25.295	11:43:13.159	2 -	1:31.952		11:44:45.111
75	Martin HALL		MGB V8				
1 -	1:37.632	+ 13.488	11:42:49.305	5 -	1:35.983	+ 11.839	12:00:13.323
2 -	1:26.399	+ 2.255	11:44:15.704	6 -	1:34.005	+ 9.861	12:01:47.328
3 -	1:24.144		11:45:39.848	7 -	1:24.619	+ 0.475	12:03:11.947
4 -	12:57.492 P	+ 11:33.348	11:58:37.340				
83	Phil WALKER		MGB GT V8				
1 -	1:35.399	+ 11.314	11:42:25.378	5 -	1:42.055	+ 17.970	12:00:13.135
2 -	1:26.377	+ 2.292	11:43:51.755	6 -	1:32.338	+ 8.253	12:01:45.473
3 -	1:24.085		11:45:15.840	7 -	1:28.220	+ 4.135	12:03:13.693
4 -	13:15.240 P	+ 11:51.155	11:58:31.080				
96	Paul SIBLEY		MGB Roadster				
1 -	1:37.832	+ 19.519	11:42:44.788	5 -	1:32.670	+ 14.357	12:00:06.163
2 -	1:27.205	+ 8.892	11:44:11.993	6 -	1:38.100	+ 19.787	12:01:44.263
3 -	1:19.938	+ 1.625	11:45:31.931	7 -	1:20.105	+ 1.792	12:03:04.368
4 -	13:01.562 P	+ 11:43.249	11:58:33.493	8 -	1:18.313		12:04:22.681
97	Adrian BEER		MGB GT V8				
1 -	1:59.318	+ 40.551	11:43:25.120	5 -	1:25.479	+ 6.712	11:59:45.774
2 -	1:19.497	+ 0.730	11:44:44.617	6 -	1:25.173	+ 6.406	12:01:10.947
3 -	1:18.767		11:46:03.384	7 -	1:19.939	+ 1.172	12:02:30.886
4 -	12:16.911 P	+ 10:58.144	11:58:20.295	8 -	1:19.396	+ 0.629	12:03:50.282

MGCC Strata 21 BCB8 Championship

RACE 8 - GRID

ROW 10		1:43.720 35 Martin JONES	
ROW 9	1:39.614 2 Ian LONGHURST		1:39.952 5 Brian SMETHURST
ROW 8		1:37.748 3 Rob MUIR	1:38.887 9 Steve OKINES
ROW 7	1:33.939 38 Neil CAWTHORN		1:36.760 42 Paul ATKINSON
ROW 6		1:31.082 58 Ian PRIOR	1:31.952 71 Ken DEAMER
ROW 5	1:29.655 34 Brian CAKEBREAD		1:30.560 65 Rob SPENCER
ROW 4		1:27.293 31 Jonnie WHEELER	1:29.646 30 James WHEELER
ROW 3	1:24.144 75 Martin HALL		1:25.933 44 Peter SAMUELS
ROW 2		1:21.035 1 Joe PARRINGTON	1:24.085 83 Phil WALKER
ROW 1	1:18.313 96 Paul SIBLEY		1:18.767 97 Adrian BEER
Pole			
			

Snetterton
Circuit Length = 1.9520 miles

Clerk of Course :		Timekeeper :

MGCC Kerridges MG Trophy Championship

RACE 2 - CLASSIFICATION - AMENDED

POS	NO	CL	NAME	ENTRY	LAPS	TIME	GAP	DIFF	MPH	BEST	ON
1	99	B	Nicholas BARFOOT	MG ZR 190	14	23:43.501			69.11	1:21.769	13
2	9	B	Ben JACQUES	MG ZR 190	14	23:45.279	1.778	1.778	69.02	1:21.984	12
3	19	A	Andy RAINE	MGF TF 190	14	23:48.599	5.098	3.320	68.86	1:22.253	12
4	12	A	Philip STANDISH	MGF TF 190	14	23:57.611	14.110	9.012	68.43	1:23.746	11
5	83	B	David COULTHARD	MG ZR 190	14	24:03.687	20.186	6.076	68.14	1:23.251	14
6	10	B	Sean PETERS	MG ZR 190	14	24:04.617	21.116	0.930	68.10	1:23.111	14
7	8	A	Andrew RADFORD	MGF TF 190	14	24:08.077	24.576	3.460	67.93	1:24.336	12
8	5	C	Charlie BROWN	MG ZR160	14	24:39.393	55.892	31.316	66.49	1:28.293	11
9	1	C	John BROWN	MG ZR160	14	24:39.682	56.181	0.289	66.48	1:28.190	10
10	14	C	Charles HAZEL	MG ZR 160	13	24:25.555	1 lap	1 lap	62.33	1:36.815	13
11	84	D	Helen WADDINGTON	MGF TF 160	13	25:14.828	1 lap	49.273	60.30	1:43.743	13

NOT CLASSIFIED

DQ	2	B	Malcolm GAMMONS	MG ZR 190							
DNF	33	D	Oliver HALL	MGF TF 160	10	18:55.220	4 laps	4 laps	61.90	1:31.851	9
DNF	3	B	Christopher BRAY	MG ZR 190	0	01.894					
DNF	69	B	Paul LUTI	MG ZR 190	0	01.939					
DNF	4	B	Paul WALLACE	MG ZR 190	0	02.105					
DNF	6	B	Dean CLEMENTS	MG ZR 190	0	02.795					
DNF	21	B	Doug COLE	MG ZR 190	0	05.471					

FASTEST LAP

99	B	Nicholas BARFOOT	MG ZR 190	13	1:21.769	85.93 mph	138.30 kph
1	C	John BROWN	MG ZR160	10	1:28.190	79.68 mph	128.23 kph
19	A	Andy RAINE	MGF TF 190	12	1:22.253	85.43 mph	137.49 kph
33	D	Oliver HALL	MGF TF 160	9	1:31.851	76.50 mph	123.12 kph

CAR 2 - EXCLUDED FROM RESULTS - DRIVING IN A MANNER INCOMPATIBLE WITH SAFETY

Weather / Track : Cloudy / Dry

These results are provisional until the conclusion of any judicial and technical matters.

Snetterton
Circuit Length = 1.9520 miles
Start: 13:29 End: 13:54

Clerk of Course :	Timekeeper :
-------------------	--------------

MGCC Kerridges MG Trophy Championship

RACE 2 - LAP CHART

Lap 1			Lap 2			Lap 3			Lap 4			Lap 5		
No	Behind	Laptime	No	Behind	Laptime	No	Behind	Laptime	No	Behind	Laptime	No	Behind	Laptime
9		1:28.486	9		2:24.138	9		2:15.841	9		2:08.009	9		2:06.889
19	4.853	1:33.165	19	0.783	2:20.068	19	1.660	2:16.718	19	0.773	2:07.122	19	0.580	2:06.696
99	6.240	1:34.469	99	1.274	2:19.172	99	2.070	2:16.637	99	1.307	2:07.246	99	1.236	2:06.818
12	7.532	1:35.513	12	2.257	2:18.863	12	2.972	2:16.556	12	2.358	2:07.395	12	1.924	2:06.455
8	9.149	1:35.927	8	3.169	2:18.158	8	3.864	2:16.536	8	3.004	2:07.149	8	2.583	2:06.468
83	11.302	1:38.581	83	5.712	2:18.548	83	5.037	2:15.166	83	4.741	2:07.713	83	3.645	2:05.793
10	12.102	1:39.581	10	6.232	2:18.268	10	6.177	2:15.786	10	6.121	2:07.953	10	4.674	2:05.442
5	13.921	1:39.989	5	7.117	2:17.334	5	7.114	2:15.838	5	7.087	2:07.982	5	5.470	2:05.272
1	14.983	1:39.135	1	7.745	2:16.900	1	8.371	2:16.467	1	7.432	2:07.070	1	5.984	2:05.441
33	18.202	1:41.594	33	9.208	2:15.144	33	9.350	2:15.983	33	8.395	2:07.054	33	6.879	2:05.373
14	27.402	1:48.476	14	9.673	2:06.409	14	9.710	2:15.878	14	9.083	2:07.382	14	7.703	2:05.509
2	30.595	1:59.223	2	10.392	2:03.935	2	10.380	2:15.829	2	10.190	2:07.819	2	9.126	2:05.825
84	33.995	1:53.912	84	11.284	2:01.427	84	11.186	2:15.743	84	11.708	2:08.531	84	11.048	2:06.229

MGCC Kerridges MG Trophy Championship

RACE 2 - LAP CHART

Lap 6			Lap 7			Lap 8			Lap 9			Lap 10		
No	Behind	Laptime	No	Behind	Laptime	No	Behind	Laptime	No	Behind	Laptime	No	Behind	Laptime
9		2:12.849	9		1:24.937	9		1:23.957	99		1:24.241	99		1:23.020
19	1.007	2:13.276	99	0.366	1:23.882	99	0.160	1:23.751	9	0.380	1:24.781	9	0.334	1:22.974
99	1.421	2:13.034	19	1.760	1:25.690	19	1.282	1:23.479	19	0.679	1:23.798	19	1.472	1:23.813
12	2.343	2:13.268	12	3.098	1:25.692	12	3.678	1:24.537	12	3.848	1:24.571	2	4.907	1:21.658
8	3.438	2:13.704	8	6.540	1:28.039	2	8.874	1:22.650	2	6.269	1:21.796	12	5.005	1:24.177
83	4.454	2:13.658	83	7.144	1:27.627	83	9.218	1:26.031	83	10.531	1:25.714	83	12.580	1:25.069
10	5.371	2:13.546	10	7.651	1:27.217	10	10.347	1:26.653	10	10.768	1:24.822	10	13.718	1:25.970
5	6.505	2:13.884	2	10.181	1:24.540	8	10.900	1:28.317	8	12.513	1:26.014	8	14.738	1:25.245
1	7.379	2:14.244	5	13.045	1:31.477	5	18.792	1:29.704	5	23.445	1:29.054	5	29.525	1:29.100
33	8.128	2:14.098	1	13.550	1:31.108	1	19.862	1:30.269	1	24.579	1:29.118	1	29.749	1:28.190
14	10.497	2:15.643	33	15.604	1:32.413	33	23.977	1:32.330	33	31.427	1:31.851	33	40.531	1:32.124
2	10.578	2:14.301	14	26.928	1:41.368	14	44.031	1:41.060	14	58.985	1:39.355	14	1:15.424	1:39.459
84	12.060	2:13.861	84	34.297	1:47.174	84	56.581	1:46.241	84	1:16.525	1:44.345			

MGCC Kerridges MG Trophy Championship

RACE 2 - LAP CHART

Lap 11			Lap 12			Lap 13			Lap 14		
No	Behind	Laptime	No	Behind	Laptime	No	Behind	Laptime	No	Behind	Laptime
99		1:22.792	99		1:21.933	99		1:21.769	99		1:22.318
9	0.834	1:23.292	9	0.885	1:21.984	9	1.329	1:22.213	2	1.765	1:22.209
19	1.582	1:22.902	19	1.902	1:22.253	2	1.874	1:20.835	9	1.778	1:22.767
2	3.508	1:21.393	2	2.808	1:21.233	19	2.570	1:22.437	19	5.098	1:24.846
12	5.959	1:23.746	12	8.703	1:24.677	12	11.224	1:24.290	12	14.110	1:25.204
83	14.875	1:25.087	14	1 LAP	1:40.638	83	19.253	1:23.883	83	20.186	1:23.251
10	15.274	1:24.348	83	17.139	1:24.197	10	20.323	1:24.255	10	21.116	1:23.111
8	16.726	1:24.780	10	17.837	1:24.496	8	22.536	1:25.176	8	24.576	1:24.358
84	1 LAP	1:50.803	8	19.129	1:24.336	14	1 LAP	1:37.989	14	1 LAP	1:36.815
5	35.026	1:28.293	5	42.073	1:28.980	5	48.944	1:28.640	5	55.892	1:29.266
1	35.437	1:28.480	1	42.494	1:28.990	1	49.387	1:28.662	1	56.181	1:29.112
			84	1 LAP	1:47.361	84	1 LAP	1:44.727	84	1 LAP	1:43.743

MGCC Drayton Manor Park Metro Cup

RACE 3 - CLASSIFICATION

POS	NO	CL	NAME	ENTRY	LAPS	TIME	GAP	DIFF	MPH	BEST	ON
1	52	C	Simon WHITE	MG Metro	10	15:00.337			78.04	1:28.784	6
2	14	C	Mark BELLAMY	MG Metro	10	15:01.760	1.423	1.423	77.92	1:28.308	8
3	79	C	Paul ASHTON	MG Metro	10	15:19.951	19.614	18.191	76.38	1:30.361	2
4	96	C	David JAVES	MG Metro	10	15:31.149	30.812	11.198	75.46	1:31.362	9
5	49	C	Richard GARRARD	MG Metro Turbo	10	15:31.228	30.891	0.079	75.46	1:31.490	9
6	7	C	Tony HOWE	MG Metro Turbo	10	15:42.291	41.954	11.063	74.57	1:32.611	2
7	32	C	Tony DOWLER	MG Metro	10	15:43.718	43.381	1.427	74.46	1:32.332	4
8	69	B	James DUNKLEY	MG Metro	10	15:47.964	47.627	4.246	74.12	1:32.868	10
9	17	B	Nick ISAAC	Rover Metro Gti	10	15:49.453	49.116	1.489	74.01	1:32.372	4
10	77	D	Wayne S PARKER	Rover Metro GTi	10	16:01.449	1:01.112	11.996	73.08	1:33.344	6
11	88	B	Neal GARDINER	MG Metro	10	16:14.301	1:13.964	12.852	72.12	1:34.705	9
12	1	B	Iain PATTERSON	Rover Metro Gti	10	16:21.536	1:21.199	7.235	71.59	1:33.936	9
13	10	B	Miles GENTLE	Rover Metro Gti	10	16:26.197	1:25.860	4.661	71.25	1:35.841	8
14	43	B	James WEBB	Metro Gti	10	16:26.722	1:26.385	0.525	71.21	1:35.703	8
15	20	B	David HEASMAN	Rover Metro Gti	9	15:02.992	1 lap	1 lap	70.03	1:37.013	3
16	41	B	David WILLIAMS	Rover Metro Gti	9	15:15.535	1 lap	12.543	69.07	1:38.539	7
17	11	D	Pete THOMSON	Rover Metro GTi	9	15:16.541	1 lap	1.006	69.00	1:38.732	7
18	2	D	Ewart KITSON	MG ZR	9	15:21.511	1 lap	4.970	68.63	1:39.208	5
19	91	A	Keith PAGE	MG Metro	9	15:23.153	1 lap	1.642	68.50	1:39.923	4
20	90	A	Warren KENNEDY	MG Metro	9	15:50.239	1 lap	27.086	66.55	1:40.565	3

NOT CLASSIFIED

DNF	58	C	Michael HARRIS	MG Metro Turbo	6	9:44.119	4 laps	3 laps	72.18	1:32.501	3
DNF	38	B	Steve CARTER	MG Metro	2	3:41.370	8 laps	4 laps	63.48	1:45.713	2
DNF	74	B	Richard STONE	MG Metro	0						

FASTEST LAP

17	B	Nick ISAAC	Rover Metro Gti	4	1:32.372	76.07 mph	122.42 kph
77	D	Wayne S PARKER	Rover Metro GTi	6	1:33.344	75.28 mph	121.15 kph
14	C	Mark BELLAMY	MG Metro	8	1:28.308	79.57 mph	128.06 kph
91	A	Keith PAGE	MG Metro	4	1:39.923	70.32 mph	113.17 kph

Weather / Track : Cloudy / Dry

These results are provisional until the conclusion of any judicial and technical matters.

Snetterton
Circuit Length = 1.9520 miles
Start: 14:07 End: 14:24

Clerk of Course :	Timekeeper :
-------------------	--------------

MGCC Drayton Manor Park Metro Cup
RACE 3 - LAP CHART


Lap 1			Lap 2			Lap 3			Lap 4			Lap 5		
No	Behind	Laptime	No	Behind	Laptime	No	Behind	Laptime	No	Behind	Laptime	No	Behind	Laptime
52		1:38.209	52		1:28.943	52		1:29.406	52		1:28.893	52		1:28.898
14	0.218	1:38.427	14	1.087	1:29.812	14	1.086	1:29.405	14	1.512	1:29.319	14	1.502	1:28.888
79	0.916	1:39.125	79	2.334	1:30.361	79	3.514	1:30.586	79	6.503	1:31.882	79	8.590	1:30.985
96	2.697	1:40.906	96	7.056	1:33.302	49	10.613	1:32.730	49	13.477	1:31.757	49	16.858	1:32.279
49	2.846	1:41.055	49	7.289	1:33.386	96	11.281	1:33.631	96	14.519	1:32.131	96	17.439	1:31.818
69	3.659	1:41.868	7	8.400	1:32.611	7	12.107	1:33.113	7	16.333	1:33.119	7	20.600	1:33.165
7	4.732	1:42.941	69	9.648	1:34.932	32	13.787	1:33.389	32	17.226	1:32.332	32	20.980	1:32.652
32	5.776	1:43.985	32	9.804	1:32.971	69	15.206	1:34.964	69	20.190	1:33.877	17	25.685	1:32.875
77	9.044	1:47.253	17	13.656	1:33.395	17	18.229	1:33.979	17	21.708	1:32.372	69	26.620	1:35.328
17	9.204	1:47.413	77	15.981	1:35.880	77	23.685	1:37.110	77	30.093	1:35.301	77	35.392	1:34.197
20	12.196	1:50.405	58	21.101	1:37.463	58	24.196	1:32.501	58	30.310	1:35.007	58	35.743	1:34.331
58	12.581	1:50.790	20	21.208	1:37.955	20	28.815	1:37.013	88	36.815	1:36.266	88	43.636	1:35.719
10	13.592	1:51.801	88	22.858	1:37.510	88	29.442	1:35.990	10	39.767	1:36.983	10	47.630	1:36.761
88	14.291	1:52.500	10	23.429	1:38.780	10	31.677	1:37.654	43	40.683	1:36.937	43	48.782	1:36.997
43	16.866	1:55.075	43	25.280	1:37.357	43	32.639	1:36.765	20	41.786	1:41.864	1	49.861	1:36.146
11	17.271	1:55.480	41	28.952	1:40.348	1	36.779	1:35.282	1	42.613	1:34.727	20	53.240	1:40.352
38	17.448	1:55.657	11	30.255	1:41.927	41	40.100	1:40.554	41	50.853	1:39.646	41	1:03.360	1:41.405
41	17.547	1:55.756	1	30.903	1:39.884	11	41.487	1:40.638	11	52.545	1:39.951	11	1:03.645	1:39.998
2	18.090	1:56.299	91	31.445	1:41.550	91	42.237	1:40.198	91	53.267	1:39.923	91	1:05.435	1:41.066
91	18.838	1:57.047	2	33.347	1:44.200	2	44.333	1:40.392	2	55.479	1:40.039	2	1:05.789	1:39.208
90	19.191	1:57.400	90	34.068	1:43.820	90	45.227	1:40.565	90	1:01.643	1:45.309	90	1:17.560	1:44.815
1	19.962	1:58.171	38	34.218	1:45.713									

MGCC Drayton Manor Park Metro Cup
RACE 3 - LAP CHART

Lap 6			Lap 7			Lap 8			Lap 9			Lap 10		
No	Behind	Laptime	No	Behind	Laptime	No	Behind	Laptime	No	Behind	Laptime	No	Behind	Laptime
52		1:28.784	52		1:28.919	52		1:28.794	52		1:30.174	52		1:29.317
14	1.594	1:28.876	14	1.909	1:29.234	14	1.423	1:28.308	14	2.316	1:31.067	14	1.423	1:28.424
79	10.728	1:30.922	90	1 LAP	1:45.844	79	15.675	1:31.554	41	1 LAP	1:39.959	20	1 LAP	1:40.440
49	20.254	1:32.180	79	12.915	1:31.106	90	1 LAP	1:43.676	11	1 LAP	1:39.903	41	1 LAP	1:39.729
96	20.659	1:32.004	49	23.160	1:31.825	49	25.997	1:31.631	91	1 LAP	1:41.082	11	1 LAP	1:40.182
7	24.811	1:32.995	96	23.712	1:31.972	96	26.603	1:31.685	2	1 LAP	1:40.789	79	19.614	1:32.035
32	25.182	1:32.986	7	30.105	1:34.213	7	34.422	1:33.111	79	16.896	1:31.395	2	1 LAP	1:40.020
17	31.068	1:34.167	32	30.541	1:34.278	32	35.055	1:33.308	49	27.313	1:31.490	91	1 LAP	1:41.714
69	31.640	1:33.804	17	35.658	1:33.509	17	40.283	1:33.419	96	27.791	1:31.362	96	30.812	1:32.338
77	39.952	1:33.344	69	36.374	1:33.653	69	40.949	1:33.369	90	1 LAP	1:44.248	49	30.891	1:32.895
58	40.986	1:34.027	77	45.240	1:34.207	77	50.501	1:34.055	7	37.273	1:33.025	7	41.954	1:33.998
88	50.948	1:36.096	88	57.225	1:35.196	88	1:03.505	1:35.074	32	38.518	1:33.637	32	43.381	1:34.180
10	56.712	1:37.866	1	1:02.770	1:34.757	1	1:08.118	1:34.142	17	43.388	1:33.279	69	47.627	1:32.868
1	56.932	1:35.855	10	1:04.556	1:36.763	10	1:11.603	1:35.841	69	44.076	1:33.301	17	49.116	1:35.045
43	57.269	1:37.271	43	1:05.533	1:37.183	43	1:12.442	1:35.703	77	55.101	1:34.774	90	1 LAP	1:44.562
20	1:02.848	1:38.392	20	1:12.373	1:38.444	20	1:21.706	1:38.127	88	1:08.036	1:34.705	77	1:01.112	1:35.328
41	1:14.175	1:39.599	41	1:23.795	1:38.539				1	1:11.880	1:33.936	88	1:13.964	1:35.245
11	1:14.591	1:39.730	11	1:24.404	1:38.732				10	1:17.935	1:36.506	1	1:21.199	1:38.636
91	1:16.811	1:40.160	91	1:28.305	1:40.413				43	1:18.593	1:36.325	10	1:25.860	1:37.242
2	1:17.257	1:40.252	2	1:28.650	1:40.312							43	1:26.385	1:37.109

MGCC Drayton Manor Park Metro Cup

RACE 9 - GRID

ROW 12	74	Richard STONE	
ROW 11	58	Michael HARRIS	38 Steve CARTER
ROW 10	91	Keith PAGE	90 Warren KENNEDY
ROW 9	11	Pete THOMSON	2 Ewart KITSON
ROW 8	20	David HEASMAN	41 David WILLIAMS
ROW 7	10	Miles GENTLE	43 James WEBB
ROW 6	88	Neal GARDINER	1 Iain PATTERSON
ROW 5	17	Nick ISAAC	77 Wayne S PARKER
ROW 4	32	Tony DOWLER	69 James DUNKLEY
ROW 3	49	Richard GARRARD	7 Tony HOWE
ROW 2	79	Paul ASHTON	96 David JAVES
ROW 1	52	Simon WHITE	14 Mark BELLAMY
Pole			
			

Snetterton
Circuit Length = 1.9520 miles

Clerk of Course :

Timekeeper :

MGCC Peter Best Insurance Challenge

RACE 4 - CLASSIFICATION

POS	NO	CL	NAME	ENTRY	LAPS	TIME	GAP	DIFF	MPH	BEST	ON
1	43	C	Simon HUTCHINSON	MG Midget	11	15:52.154			81.18	1:25.280	10
2	7	C	Blaine NEAVES	MGB Roadster	11	15:56.745	4.591	4.591	80.79	1:25.495	5
3	11	B	David BROOKE	MGB GT	11	15:57.440	5.286	0.695	80.73	1:25.386	6
4	00	C	Chris HUGHES	MG Rover 100	11	16:02.056	9.902	4.616	80.34	1:25.809	5
5	37	B	Barry HOLMES	MGB GT V8	11	16:10.887	18.733	8.831	79.61	1:25.405	8
6	50	B	Simon CRIPPS	MGB GT V8	11	16:13.863	21.709	2.976	79.37	1:25.007	10
7	65	B	Rob SPENCER	MGB GT V8	11	16:28.164	36.010	14.301	78.22	1:27.816	9
8	69	B	Peter BRAMBLE	MGB Roadster	11	16:33.447	41.293	5.283	77.80	1:28.377	8
9	22	B	Pat FENN	MGB	11	16:37.992	45.838	4.545	77.45	1:28.501	10
10	74	B	John YEA	MGB	11	16:43.543	51.389	5.551	77.02	1:29.015	10
11	41	C	Kevin WILLIAMS	MG ZS 180	11	16:49.237	57.083	5.694	76.59	1:29.827	4
12	15	A	James WALPOLE	MGB Roadster	11	16:57.145	1:04.991	7.908	75.99	1:29.257	10
13	54	B	Sam POLLEY	MGB Roadster	11	16:57.854	1:05.700	0.709	75.94	1:29.815	8
14	76	F	Paul RIGG	MGF VVC	11	17:04.346	1:12.192	6.492	75.46	1:30.482	9
15	28	A	Shane TERRY	MGB Roadster	11	17:04.383	1:12.229	0.037	75.45	1:30.762	11
16	18	A	Simon TINKLER	MGB GT	11	17:04.926	1:12.772	0.543	75.41	1:30.209	8
17	71	F	John BINCZYK	MGF	11	17:05.977	1:13.823	1.051	75.34	1:30.348	10
18	6	B	Mark BURNSIDE	MGC	11	17:18.953	1:26.799	12.976	74.40	1:30.491	10
19	44	A	Alan BROOKE	Rover Metro Gti	11	17:22.474	1:30.320	3.521	74.14	1:32.912	5
20	13	B	Peter BURCHILL	MG ZS	10	15:56.746	1 lap	1 lap	73.44	1:32.312	9
21	40	A	Clive JONES	MGB GT	10	15:58.344	1 lap	1.598	73.32	1:32.330	9
22	2	T	John BUSSEY	MG TC	10	16:11.014	1 lap	12.670	72.36	1:34.017	4
23	5	A	John WREGHITT	MGB Roadster	10	16:17.930	1 lap	6.916	71.85	1:34.232	10
24	80	B	Robert BEASLEY	MG Midget	10	16:25.070	1 lap	7.140	71.33	1:33.691	9
25	59	B	Simon POLLEY	MG Midget	10	16:26.932	1 lap	1.862	71.20	1:35.256	7
26	51	F	Kevin STIBBARDS	MGF	10	16:30.860	1 lap	3.928	70.91	1:36.062	8
27	60	A	Michael PIGGOTT	MGB GT	10	16:41.946	1 lap	11.086	70.13	1:36.445	9
28	45	A	Alan JONES	Montego Estate	10	16:43.190	1 lap	1.244	70.04	1:36.571	9
29	25	A	Vincent HUNT	MGB	10	17:08.153	1 lap	24.963	68.34	1:39.565	9

FASTEST LAP

43	C	Simon HUTCHINSON	MG Midget	10	1:25.280	82.40 mph	132.61 kph
2	T	John BUSSEY	MG TC	4	1:34.017	74.74 mph	120.28 kph
15	A	James WALPOLE	MGB Roadster	10	1:29.257	78.72 mph	126.70 kph
50	B	Simon CRIPPS	MGB GT V8	10	1:25.007	82.66 mph	133.03 kph
71	F	John BINCZYK	MGF	10	1:30.348	77.77 mph	125.17 kph

Weather / Track : Cloudy / Dry

These results are provisional until the conclusion of any judicial and technical matters.

Snetterton
Circuit Length = 1.9520 miles
Start: 14:35 End: 14:52

Clerk of Course :	Timekeeper :
-------------------	--------------

MGCC Peter Best Insurance Challenge

RACE 4 - LAP CHART

Lap 1			Lap 2			Lap 3			Lap 4			Lap 5		
No	Behind	Laptime	No	Behind	Laptime	No	Behind	Laptime	No	Behind	Laptime	No	Behind	Laptime
43		1:33.990	43		1:26.337	43		1:25.839	43		1:25.327	43		1:25.451
7	0.562	1:34.552	7	1.522	1:27.297	7	2.346	1:26.663	7	3.058	1:26.039	7	3.102	1:25.495
11	0.650	1:34.640	11	2.378	1:28.065	00	3.639	1:26.419	00	4.177	1:25.865	00	4.535	1:25.809
50	2.352	1:36.342	00	3.059	1:26.303	11	4.900	1:28.361	11	5.017	1:25.444	11	5.056	1:25.490
00	3.093	1:37.083	50	3.626	1:27.611	37	5.029	1:26.999	50	5.810	1:26.100	37	14.754	1:34.104
37	3.644	1:37.634	37	3.869	1:26.562	50	5.037	1:27.250	37	6.101	1:26.399	50	21.130	1:40.771
41	5.898	1:39.888	41	9.792	1:30.231	41	13.880	1:29.927	41	18.380	1:29.827	65	22.589	1:29.297
69	6.862	1:40.852	69	10.856	1:30.331	65	15.262	1:29.901	65	18.743	1:28.808	69	24.420	1:30.245
65	8.197	1:42.187	65	11.200	1:29.340	69	15.700	1:30.683	69	19.626	1:29.253	41	25.992	1:33.063
74	8.868	1:42.858	74	12.894	1:30.363	74	16.768	1:29.713	74	20.992	1:29.551	74	26.351	1:30.810
22	9.989	1:43.979	22	14.622	1:30.970	22	18.249	1:29.466	22	22.665	1:29.743	22	26.536	1:29.322
54	10.418	1:44.408	54	15.873	1:31.792	76	23.191	1:31.764	54	29.889	1:32.003	76	35.669	1:31.221
76	10.864	1:44.854	76	17.266	1:32.739	54	23.213	1:33.179	76	29.899	1:32.035	54	36.709	1:32.271
28	11.480	1:45.470	28	17.487	1:32.344	71	24.235	1:31.664	71	30.736	1:31.828	71	36.979	1:31.694
71	11.515	1:45.505	71	18.410	1:33.232	28	25.295	1:33.647	15	31.575	1:31.483	15	37.870	1:31.746
15	12.644	1:46.634	15	19.290	1:32.983	15	25.419	1:31.968	18	32.270	1:32.017	18	38.075	1:31.256
18	14.400	1:48.390	18	19.954	1:31.891	18	25.580	1:31.465	28	32.340	1:32.372	28	38.687	1:31.798
44	14.434	1:48.424	44	22.719	1:34.622	44	30.274	1:33.394	44	38.227	1:33.280	44	45.688	1:32.912
13	16.258	1:50.248	13	24.722	1:34.801	13	33.971	1:35.088	13	44.325	1:35.681	13	52.704	1:33.830
80	18.033	1:52.023	80	26.945	1:35.249	6	37.929	1:32.950	6	45.355	1:32.753	6	52.796	1:32.892
51	18.883	1:52.873	40	29.747	1:36.901	40	37.963	1:34.055	40	45.947	1:33.311	40	54.595	1:34.099
2	18.973	1:52.963	6	30.818	1:36.959	2	41.693	1:35.764	2	50.383	1:34.017	2	1:00.003	1:35.071
40	19.183	1:53.173	2	31.768	1:39.132	5	45.086	1:37.334	5	55.760	1:36.001	5	1:06.063	1:35.754
6	20.196	1:54.186	51	31.971	1:39.425	51	45.577	1:39.445	51	58.940	1:38.690	59	1:10.527	1:35.925
5	20.321	1:54.311	59	33.409	1:38.557	59	46.227	1:38.657	59	1:00.053	1:39.153	51	1:10.960	1:37.471
59	21.189	1:55.179	5	33.591	1:39.607	60	49.065	1:38.457	80	1:01.175	1:37.374	80	1:11.970	1:36.246
60	23.398	1:57.388	60	36.447	1:39.386	80	49.128	1:48.022	60	1:03.474	1:39.736	45	1:16.372	1:37.705
25	24.125	1:58.115	25	39.427	1:41.639	45	52.833	1:37.169	45	1:04.118	1:36.612	60	1:17.586	1:39.563
45	28.627	2:02.617	45	41.503	1:39.213	25	55.378	1:41.790	25	1:11.506	1:41.455			

MGCC Peter Best Insurance Challenge

RACE 4 - LAP CHART

Lap 6			Lap 7			Lap 8			Lap 9			Lap 10		
No	Behind	Laptime	No	Behind	Laptime	No	Behind	Laptime	No	Behind	Laptime	No	Behind	Laptime
43		1:25.529	43		1:26.427	43		1:25.489	43		1:25.570	43		1:25.280
25	1 LAP	1:41.075	60	1 LAP	1:38.265	59	1 LAP	1:35.256	2	1 LAP	1:34.612	7	5.580	1:25.800
7	3.444	1:25.871	7	4.044	1:27.027	80	1 LAP	1:34.362	7	5.060	1:25.866	11	6.495	1:25.941
11	4.913	1:25.386	45	1 LAP	1:39.644	7	4.764	1:26.209	11	5.834	1:25.916	00	10.187	1:26.664
00	6.387	1:27.381	11	4.888	1:26.402	11	5.488	1:26.089	00	8.803	1:25.934	2	1 LAP	1:35.310
37	16.699	1:27.474	00	6.388	1:26.428	51	1 LAP	1:37.522	5	1 LAP	1:34.910	5	1 LAP	1:34.831
50	22.030	1:26.429	37	16.416	1:26.144	00	8.439	1:27.540	80	1 LAP	1:34.182	37	18.949	1:26.896
65	25.334	1:28.274	25	1 LAP	1:41.386	37	16.332	1:25.405	59	1 LAP	1:36.977	80	1 LAP	1:33.691
69	27.822	1:28.931	50	21.642	1:26.039	60	1 LAP	1:38.401	37	17.333	1:26.571	50	23.469	1:25.007
22	30.270	1:29.263	65	26.725	1:27.818	45	1 LAP	1:39.511	51	1 LAP	1:36.062	59	1 LAP	1:35.447
41	31.378	1:30.915	69	29.957	1:28.562	50	22.303	1:26.150	50	23.742	1:27.009	51	1 LAP	1:36.108
74	31.802	1:30.980	22	32.858	1:29.015	65	29.364	1:28.128	60	1 LAP	1:37.263	65	34.621	1:28.291
76	42.236	1:32.096	74	34.862	1:29.487	25	1 LAP	1:40.205	45	1 LAP	1:37.007	60	1 LAP	1:36.445
54	42.650	1:31.470	41	35.640	1:30.689	69	32.845	1:28.377	65	31.610	1:27.816	69	39.708	1:28.710
71	42.977	1:31.527	54	46.783	1:30.560	22	36.303	1:28.934	69	36.278	1:29.003	45	1 LAP	1:36.571
15	43.944	1:31.603	15	48.126	1:30.609	74	39.412	1:30.039	22	39.837	1:29.104	22	43.058	1:28.501
18	44.284	1:31.738	76	48.342	1:32.533	41	41.477	1:31.326	74	44.045	1:30.203	74	47.780	1:29.015
28	45.367	1:32.209	28	49.704	1:30.764	54	51.109	1:29.815	41	46.641	1:30.734	41	51.881	1:30.520
44	54.069	1:33.910	71	49.709	1:33.159	15	53.228	1:30.591	25	1 LAP	1:41.453	15	1:01.261	1:29.257
6	1:00.691	1:33.424	18	51.536	1:33.679	76	55.203	1:32.350	54	55.588	1:30.049	54	1:01.384	1:31.076
13	1:02.603	1:35.428	44	1:00.699	1:33.057	28	55.597	1:31.382	15	57.284	1:29.626	25	1 LAP	1:39.565
40	1:03.795	1:34.729	6	1:06.441	1:32.177	71	55.769	1:31.549	76	1:00.115	1:30.482	76	1:05.458	1:30.623
2	1:08.956	1:34.482	13	1:09.280	1:33.104	18	56.256	1:30.209	71	1:01.594	1:31.395	71	1:06.662	1:30.348
5	1:16.935	1:36.401	40	1:10.521	1:33.153	44	1:08.206	1:32.996	18	1:02.517	1:31.831	28	1:08.382	1:31.097
59	1:20.534	1:35.536	2	1:16.936	1:34.407	6	1:12.167	1:31.215	28	1:02.565	1:32.538	18	1:09.198	1:31.961
80	1:21.590	1:35.149	5	1:25.057	1:34.549	13	1:17.332	1:33.541	44	1:15.781	1:33.145	6	1:22.572	1:30.491
51	1:22.526	1:37.095				40	1:18.174	1:33.142	6	1:17.361	1:30.764	44	1:23.848	1:33.347
									13	1:24.074	1:32.312			
									40	1:24.934	1:32.330			

MGCC Peter Best Insurance Challenge

RACE 4 - LAP CHART

Lap 11		
No	Behind	Laptime
43		1:26.915
7	4.591	1:25.926
13	1 LAP	1:32.713
11	5.286	1:25.706
40	1 LAP	1:33.451
00	9.902	1:26.630
37	18.733	1:26.699
2	1 LAP	1:35.256
50	21.709	1:25.155
5	1 LAP	1:34.232
80	1 LAP	1:38.772
59	1 LAP	1:36.245
65	36.010	1:28.304
51	1 LAP	1:36.169
69	41.293	1:28.500
22	45.838	1:29.695
60	1 LAP	1:37.042
45	1 LAP	1:37.141
74	51.389	1:30.524
41	57.083	1:32.117
15	1:04.991	1:30.645
54	1:05.700	1:31.231
76	1:12.192	1:33.649
28	1:12.229	1:30.762
18	1:12.772	1:30.489
71	1:13.823	1:34.076
25	1 LAP	1:41.470
6	1:26.799	1:31.142
44	1:30.320	1:33.387

Power Torque Morgan Challenge

RACE 5 - CLASSIFICATION

POS	NO	CL	NAME	ENTRY	LAPS	TIME	GAP	DIFF	MPH	BEST	ON
1	87	D	Tony LEES	Morgan Plus 8	22	30:59.634			83.13	1:22.657	3
2	13	B	Chris ACKLAM	Morgan Plus 8	22	30:59.916	0.282	0.282	83.12	1:22.163	2
3	1	B	Philip GODDARD	Morgan Plus 8	22	31:09.774	10.140	9.858	82.68	1:22.468	2
4	19	B	Brett SYNDERCOMBE	Morgan Plus 8	22	32:04.701	1:05.067	54.927	80.32	1:24.458	18
5	9	B	Ray HIGGS	Morgan Roadster	22	32:09.937	1:10.303	5.236	80.10	1:24.227	3
6	66	C6	Andrew THOMPSON	Morgan Roadster	22	32:10.381	1:10.747	0.444	80.08	1:24.464	3
7	6	C6	Simon OREBI GANN	Morgan Roadster	22	32:11.419	1:11.785	1.038	80.04	1:25.294	17
8	85	D	Andy GREEN	Morgan Plus 8	22	32:11.916	1:12.282	0.497	80.02	1:22.666	2
9	90	C6	Tony RIVERS	Morgan Roadster	21	31:01.136	1 lap	1 lap	79.28	1:24.161	3
10	71	C6	Kevin LAIDLAW	Morgan Roadster	21	31:09.527	1 lap	8.391	78.93	1:26.111	3
11	35	C8	Chris SPRINGALL	Morgan Plus 8	21	31:36.260	1 lap	26.733	77.82	1:26.269	2
12	75	C6	Andrew POTTER	Morgan Roadster	21	32:08.309	1 lap	32.049	76.52	1:27.837	3
13	78	C6	Roger WHITESIDE	Morgan Roadster	21	32:08.880	1 lap	0.571	76.50	1:28.676	3
14	34	B	Peter SARGEANT	Morgan Plus 8	20	30:59.633	2 laps	1 lap	75.57	1:27.959	4
15	79	C6	Ulrich VIERHAUS	Morgan Roadster	20	31:12.345	2 laps	12.712	75.06	1:29.824	16
16	55	A	Kathy SHERRY	Morgan Plus 8	20	31:24.618	2 laps	12.273	74.57	1:28.982	3
17	14	C8	Tim CLARK	Morgan Plus 8	20	31:26.729	2 laps	2.111	74.48	1:29.526	3
18	28	C	Sharlie GODDARD	Morgan Plus 8	20	31:36.476	2 laps	9.747	74.10	1:29.718	16
19	22	D	Barry SUMNER	Morgan Plus 4	20	31:42.184	2 laps	5.708	73.88	1:29.131	3
20	7	D	Mary LINDSAY	Morgan Plus 8	20	31:55.749	2 laps	13.565	73.36	1:31.607	3
21	8	C8	Leigh SEBBA	Morgan Plus 8	19	31:03.402	3 laps	1 lap	71.65	1:31.479	16
22	89	D	John EMBERSON	Morgan Roadster	19	31:06.067	3 laps	2.665	71.54	1:23.580	3
23	30	C6	Daniel LEE	Morgan Roadster	19	31:26.754	3 laps	20.687	70.76	1:27.004	3
NOT CLASSIFIED											
DNF	84	C6	Glyn DAVIES	Morgan Roadster	21	30:43.410	1 lap	0.000	80.05	1:22.642	2
DNF	56	C8	Steve MCDONALD	Morgan Plus 8	17	25:42.146	5 laps	4 laps	77.46	1:27.305	2
DNF	62	C6	Peter COLE	Morgan Roadster	8	21:19.154	14 laps	9 laps	43.94	1:40.452	5
FASTEST LAP											
13	B	Chris ACKLAM	Morgan Plus 8	2	1:22.163	85.52 mph	137.64 kph				
84	C6	Glyn DAVIES	Morgan Roadster	2	1:22.642	85.03 mph	136.84 kph				
87	D	Tony LEES	Morgan Plus 8	3	1:22.657	85.01 mph	136.81 kph				
35	C8	Chris SPRINGALL	Morgan Plus 8	2	1:26.269	81.45 mph	131.09 kph				
55	A	Kathy SHERRY	Morgan Plus 8	3	1:28.982	78.97 mph	127.09 kph				
28	C	Sharlie GODDARD	Morgan Plus 8	16	1:29.718	78.32 mph	126.05 kph				

Weather / Track : Cloudy / Dry

These results are provisional until the conclusion of any judicial and technical matters.

Snetterton
Circuit Length = 1.9520 miles
Start: 15:03 End: 15:37

Clerk of Course :	Timekeeper :
-------------------	--------------

Power Torque Morgan Challenge
RACE 5 - LAP CHART

Lap 1			Lap 2			Lap 3			Lap 4			Lap 5		
No	Behind	Laptime	No	Behind	Laptime	No	Behind	Laptime	No	Behind	Laptime	No	Behind	Laptime
87		1:29.083	13		1:22.163	87		1:22.657	87		1:24.482	87		1:23.404
13	0.316	1:29.399	87	0.191	1:22.670	13	0.649	1:23.497	13	0.667	1:24.500	13	0.921	1:23.658
85	1.279	1:30.362	85	1.466	1:22.666	85	1.597	1:22.979	85	1.326	1:24.211	85	1.130	1:23.208
1	1.877	1:30.960	1	1.866	1:22.468	1	2.308	1:23.290	1	2.310	1:24.484	1	2.152	1:23.246
84	2.687	1:31.770	84	2.850	1:22.642	84	4.246	1:24.244	84	5.601	1:25.837	84	7.604	1:25.407
90	3.422	1:32.505	90	5.556	1:24.613	90	6.869	1:24.161	62	1 LAP	1:42.527	89	11.213	1:25.177
19	5.300	1:34.383	19	7.581	1:24.760	89	8.710	1:23.580	90	7.830	1:25.443	90	12.376	1:27.950
89	5.752	1:34.835	89	7.978	1:24.705	19	10.326	1:25.593	89	9.440	1:25.212	9	14.284	1:25.717
9	7.671	1:36.754	9	9.986	1:24.794	9	11.365	1:24.227	9	11.971	1:25.088	19	15.708	1:26.072
66	8.451	1:37.534	66	10.919	1:24.947	66	12.535	1:24.464	19	13.040	1:27.196	66	19.563	1:28.515
6	9.699	1:38.782	6	13.049	1:25.829	6	15.928	1:25.727	66	14.452	1:26.399	6	21.472	1:27.626
35	10.609	1:39.692	35	14.399	1:26.269	35	17.945	1:26.394	6	17.250	1:25.804	62	1 LAP	1:40.486
56	11.077	1:40.160	71	15.303	1:26.364	71	18.566	1:26.111	71	21.609	1:27.525	35	27.355	1:28.800
71	11.418	1:40.501	56	15.903	1:27.305	56	20.586	1:27.531	35	21.959	1:28.496	71	27.500	1:29.295
75	13.973	1:43.056	75	19.523	1:28.029	75	24.512	1:27.837	56	23.426	1:27.322	56	28.615	1:28.593
22	14.277	1:43.360	78	20.602	1:28.803	78	26.430	1:28.676	75	28.388	1:28.358	75	33.986	1:29.002
78	14.278	1:43.361	34	21.394	1:29.095	34	26.848	1:28.302	34	30.325	1:27.959	34	36.076	1:29.155
34	14.778	1:43.861	22	23.207	1:31.409	30	28.919	1:27.004	78	32.416	1:30.468	78	37.943	1:28.931
30	17.116	1:46.199	30	24.763	1:30.126	22	29.490	1:29.131	30	33.186	1:28.749	30	38.925	1:29.143
14	17.546	1:46.629	14	25.875	1:30.808	14	32.553	1:29.526	22	36.355	1:31.347	22	43.455	1:30.504
55	18.484	1:47.567	55	27.271	1:31.266	55	33.405	1:28.982	55	38.435	1:29.512	55	44.878	1:29.847
79	19.625	1:48.708	79	28.206	1:31.060	79	35.469	1:30.111	14	39.649	1:31.578	14	46.359	1:30.114
7	20.901	1:49.984	7	30.296	1:31.874	7	39.055	1:31.607	79	43.289	1:32.302	79	51.673	1:31.788
28	21.810	1:50.893	28	31.464	1:32.133	28	39.505	1:30.889	28	46.051	1:31.028	28	53.938	1:31.291
8	22.376	1:51.459	8	33.243	1:33.346	8	43.514	1:33.119	7	48.487	1:33.914	7	57.568	1:32.485
62	23.492	1:52.575	62	1:11.151	2:10.138				8	51.572	1:32.540	8	1:01.805	1:33.637

Weather / Track : Cloudy / Dry

Snetterton
Circuit Length = 1.9520 miles
Start: 15:03 End: 15:37

Power Torque Morgan Challenge
RACE 5 - LAP CHART

Lap 6			Lap 7			Lap 8			Lap 9			Lap 10		
No	Behind	Laptime	No	Behind	Laptime	No	Behind	Laptime	No	Behind	Laptime	No	Behind	Laptime
87		1:23.195	87		1:23.824	87		1:24.428	87		1:25.878	87		1:27.436
13	0.522	1:22.796	13	0.575	1:23.877	13	1.659	1:25.512	13	0.768	1:24.987	89	2 LAPS	1:47.454
85	0.781	1:22.846	85	0.745	1:23.788	1	2.521	1:25.648	1	1.819	1:25.176	13	1.730	1:28.398
1	1.882	1:22.925	1	1.301	1:23.243	8	1 LAP	1:41.610	62	2 LAPS	1:48.074	1	1.904	1:27.521
84	9.531	1:25.122	84	11.183	1:25.476	84	14.003	1:27.248	7	1 LAP	1:36.131	14	1 LAP	1:36.602
89	12.996	1:24.978	90	18.733	1:27.240	9	25.025	1:30.059	84	18.313	1:30.188	79	1 LAP	1:35.422
90	15.317	1:26.136	9	19.394	1:26.411	90	25.696	1:31.391	8	1 LAP	1:41.782	28	1 LAP	1:34.898
9	16.807	1:25.718	19	20.014	1:25.592	19	25.909	1:30.323	9	29.069	1:29.922	55	1 LAP	1:37.699
19	18.246	1:25.733	66	24.265	1:26.215	66	26.919	1:27.082	19	29.402	1:29.371	7	1 LAP	1:37.579
66	21.874	1:25.506	6	27.839	1:26.943	6	31.374	1:27.963	66	30.438	1:29.397	84	21.603	1:30.726
6	24.720	1:26.443	71	37.093	1:28.085	71	40.727	1:28.062	90	32.782	1:32.964	19	31.558	1:29.592
35	32.632	1:28.472	35	37.357	1:28.549	35	41.022	1:28.093	6	35.685	1:30.189	9	33.970	1:32.337
71	32.832	1:28.527	56	38.246	1:27.939	56	43.599	1:29.781	71	43.351	1:28.502	66	35.419	1:32.417
56	34.131	1:28.711	75	47.619	1:30.457	85	53.019	2:16.702	35	45.057	1:29.913	90	39.445	1:34.099
62	1 LAP	1:40.452	34	50.282	1:32.463	75	57.024	1:33.833	56	48.260	1:30.539	6	39.730	1:31.481
75	40.986	1:30.195	78	52.045	1:31.918	34	57.747	1:31.893	85	59.493	1:32.352	8	1 LAP	1:47.656
34	41.643	1:28.762	30	52.587	1:31.723	30	58.390	1:30.231	75	1:03.868	1:32.722	71	47.996	1:32.081
78	43.951	1:29.203	22	1:03.503	1:34.771	78	59.111	1:31.494	34	1:05.042	1:33.173	35	49.397	1:31.776
30	44.688	1:28.958	62	1 LAP	1:47.449	89	1 LAP	3:42.554	78	1:06.439	1:33.206	56	52.130	1:31.306
22	52.556	1:32.296	14	1:07.241	1:35.827	22	1:12.696	1:33.621	22	1:20.496	1:33.678	85	1:01.610	1:29.553
55	52.996	1:31.313	55	1:08.314	1:39.142	14	1:18.802	1:35.989				75	1:12.558	1:36.126
14	55.238	1:32.074	79	1:09.771	1:33.054	79	1:21.288	1:35.945				34	1:13.199	1:35.593
79	1:00.541	1:32.063	28	1:11.045	1:33.058	55	1:21.698	1:37.812				78	1:13.715	1:34.712
28	1:01.811	1:31.068	7	1:20.034	1:36.243	28	1:22.665	1:36.048						
7	1:07.615	1:33.242												
8	1:12.296	1:33.686												

Power Torque Morgan Challenge

RACE 5 - LAP CHART

Lap 11			Lap 12			Lap 13			Lap 14			Lap 15		
No	Behind	Laptime	No	Behind	Laptime	No	Behind	Laptime	No	Behind	Laptime	No	Behind	Laptime
87		1:26.947	87		1:25.775	87		1:25.171	87		1:24.378	87		1:23.786
22	1 LAP	1:36.329	1	1.827	1:24.874	1	1.055	1:24.399	1	2.119	1:25.442	1	1.895	1:23.562
1	2.728	1:27.771	13	2.531	1:24.696	78	1 LAP	1:31.436	13	2.954	1:25.141	13	2.465	1:23.297
13	3.610	1:28.827	22	1 LAP	1:33.753	13	2.191	1:24.831	8	2 LAPS	1:42.314	62	7 LAPS	8:37.453
14	1 LAP	1:36.197	89	2 LAPS	1:34.100	34	1 LAP	1:34.058	75	1 LAP	1:33.321	75	1 LAP	1:31.302
89	2 LAPS	1:36.944	14	1 LAP	1:36.711	22	1 LAP	1:32.680	78	1 LAP	1:32.146	78	1 LAP	1:31.111
79	1 LAP	1:36.842	79	1 LAP	1:35.052	89	2 LAPS	1:34.854	34	1 LAP	1:33.709	34	1 LAP	1:33.523
28	1 LAP	1:36.470	28	1 LAP	1:35.173	14	1 LAP	1:33.936	22	1 LAP	1:32.732	8	2 LAPS	1:40.471
55	1 LAP	1:37.119	55	1 LAP	1:34.323	79	1 LAP	1:33.970	89	2 LAPS	1:31.970	22	1 LAP	1:33.237
30	2 LAPS	3:44.865	84	31.154	1:30.968	28	1 LAP	1:33.834	14	1 LAP	1:33.961	84	45.448	1:28.409
84	25.961	1:31.305	30	2 LAPS	1:37.203	55	1 LAP	1:33.082	84	40.825	1:29.202	89	2 LAPS	1:32.527
7	1 LAP	1:39.704	19	39.302	1:30.144	84	36.001	1:30.018	79	1 LAP	1:33.878	79	1 LAP	1:32.639
19	34.933	1:30.322	9	41.240	1:29.560	19	42.253	1:28.122	28	1 LAP	1:33.596	19	50.492	1:30.093
9	37.455	1:30.432	7	1 LAP	1:38.794	9	43.514	1:27.445	55	1 LAP	1:33.570	14	1 LAP	1:33.693
66	37.995	1:29.523	66	41.906	1:29.686	66	44.170	1:27.435	19	44.185	1:26.310	28	1 LAP	1:33.495
6	43.789	1:31.006	6	45.288	1:27.274	30	2 LAPS	1:36.380	9	46.460	1:27.324	9	51.333	1:28.659
90	45.696	1:33.198	90	51.186	1:31.265	6	46.589	1:26.472	66	46.955	1:27.163	66	51.779	1:28.610
71	52.296	1:31.247	71	56.192	1:29.671	7	1 LAP	1:36.580	6	49.292	1:27.081	6	52.493	1:26.987
35	55.111	1:32.661	35	1:00.007	1:30.671	90	56.310	1:30.295	30	2 LAPS	1:31.606	55	1 LAP	1:37.006
56	56.886	1:31.703	56	1:01.318	1:30.207	71	1:00.127	1:29.106	90	1:00.306	1:28.374	30	2 LAPS	1:30.017
8	1 LAP	1:45.282	85	1:05.443	1:28.312	35	1:04.046	1:29.210	71	1:03.915	1:28.166	90	1:03.905	1:27.385
85	1:02.906	1:28.243	8	1 LAP	1:41.171	85	1:04.637	1:24.365	7	1 LAP	1:35.114	85	1:05.615	1:24.113
75	1:18.607	1:32.996	75	1:24.860	1:32.028	56	1:06.858	1:30.711	85	1:05.288	1:25.029	71	1:07.970	1:27.841
78	1:20.791	1:34.023							35	1:08.849	1:29.181	35	1:13.608	1:28.545
34	1:22.292	1:36.040							56	1:10.772	1:28.292	7	1 LAP	1:34.698
												56	1:16.708	1:29.722

Power Torque Morgan Challenge

RACE 5 - LAP CHART

Lap 16			Lap 17			Lap 18			Lap 19			Lap 20		
No	Behind	Laptime	No	Behind	Laptime	No	Behind	Laptime	No	Behind	Laptime	No	Behind	Laptime
87		1:23.029	87		1:23.864	87		1:24.434	87		1:23.165	87		1:25.095
1	1.661	1:22.795	1	2.439	1:24.642	13	1.573	1:23.365	13	0.925	1:22.517	13	0.322	1:24.492
13	2.063	1:22.627	13	2.642	1:24.443	1	3.218	1:25.213	1	3.770	1:23.717	71	1 LAP	1:30.422
75	1 LAP	1:31.105	7	2 LAPS	1:35.557	35	1 LAP	1:31.401	35	1 LAP	1:29.268	14	2 LAPS	1:35.623
78	1 LAP	1:31.600	75	1 LAP	1:30.838	7	2 LAPS	1:34.620	7	2 LAPS	1:34.328	22	2 LAPS	1:39.839
34	1 LAP	1:33.896	78	1 LAP	1:30.292	56	1 LAP	1:43.021	75	1 LAP	1:32.793	1	6.400	1:27.725
8	2 LAPS	1:35.665	34	1 LAP	1:33.963	75	1 LAP	1:31.717	78	1 LAP	1:30.370	55	2 LAPS	1:36.258
22	1 LAP	1:35.578	8	2 LAPS	1:33.896	78	1 LAP	1:38.133	84	59.357	1:25.840	30	3 LAPS	1:38.556
84	50.459	1:28.040	84	54.258	1:27.663	34	1 LAP	1:32.542	19	1:01.288	1:26.085	35	1 LAP	1:31.029
19	55.793	1:28.330	19	58.344	1:26.415	8	2 LAPS	1:31.479	9	1:04.295	1:27.493	7	2 LAPS	1:34.939
89	2 LAPS	1:33.248	9	58.857	1:25.848	84	56.682	1:26.858	34	1 LAP	1:33.976	75	1 LAP	1:31.756
9	56.873	1:28.569	22	1 LAP	1:34.924	19	58.368	1:24.458	66	1:04.589	1:27.014	78	1 LAP	1:29.644
66	57.816	1:29.066	66	59.785	1:25.833	9	59.967	1:25.544	6	1:05.652	1:26.259	84	59.632	1:25.370
6	59.124	1:29.660	6	1:00.554	1:25.294	66	1:00.740	1:25.389	8	2 LAPS	1:35.197	19	1:01.109	1:24.916
79	1 LAP	1:34.533	89	2 LAPS	1:33.280	6	1:02.558	1:26.438	85	1:12.503	1:25.206	9	1:04.461	1:25.261
28	1 LAP	1:34.023	79	1 LAP	1:29.824	85	1:10.462	1:25.240	89	2 LAPS	1:29.968	66	1:05.072	1:25.578
14	1 LAP	1:35.492	28	1 LAP	1:29.718	89	2 LAPS	1:31.251	90	1:20.234	1:26.858	6	1:06.018	1:25.461
55	1 LAP	1:31.604	85	1:09.656	1:24.461	22	1 LAP	1:38.258	79	1 LAP	1:30.696	85	1:11.725	1:24.317
30	2 LAPS	1:31.070	14	1 LAP	1:31.022	79	1 LAP	1:30.577	28	1 LAP	1:30.668	34	1 LAP	1:34.090
85	1:09.059	1:26.473	55	1 LAP	1:31.992	28	1 LAP	1:30.819				8	2 LAPS	1:32.453
90	1:10.095	1:29.219	30	2 LAPS	1:29.721	90	1:16.541	1:27.661				90	1:21.877	1:26.738
71	1:13.525	1:28.584	90	1:13.314	1:27.083	14	1 LAP	1:31.134						
35	1:21.777	1:31.198	71	1:16.758	1:27.097	71	1:20.031	1:27.707						
56	1:22.982	1:29.303				30	2 LAPS	1:32.313						
						55	1 LAP	1:34.200						

Power Torque Morgan Challenge
RACE 5 - LAP CHART

Lap 21			Lap 22		
No	Behind	Laptime	No	Behind	Laptime
87		1:23.095	87		1:23.838
13	0.692	1:23.465	13	0.282	1:23.428
89	3 LAPS	1:32.117	90	1 LAP	1:26.558
79	2 LAPS	1:31.699	8	3 LAPS	1:36.639
71	1 LAP	1:27.054	89	3 LAPS	1:27.313
1	8.529	1:25.224	71	1 LAP	1:27.579
14	2 LAPS	1:34.280	1	10.140	1:25.449
55	2 LAPS	1:30.479	79	2 LAPS	1:32.182
30	3 LAPS	1:30.641	55	2 LAPS	1:31.845
22	2 LAPS	1:41.857	14	2 LAPS	1:35.533
35	1 LAP	1:31.588	30	3 LAPS	1:32.249
28	2 LAPS	1:56.428	35	1 LAP	1:35.054
7	2 LAPS	1:34.216	28	2 LAPS	1:30.946
75	1 LAP	1:30.876	22	2 LAPS	1:42.880
78	1 LAP	1:29.163	7	2 LAPS	1:34.140
19	1:03.315	1:25.301	19	1:05.067	1:25.590
84	1:07.614	1:31.077	75	1 LAP	1:29.962
9	1:08.397	1:27.031	78	1 LAP	1:30.190
66	1:08.988	1:27.011	9	1:10.303	1:25.744
6	1:09.404	1:26.481	66	1:10.747	1:25.597
85	1:12.861	1:24.231	6	1:11.785	1:26.219
34	1 LAP	1:33.580	85	1:12.282	1:23.259

Lenham Cars MG Midget Challenge

RACE 6 - CLASSIFICATION

POS	NO	CL	NAME	ENTRY	LAPS	TIME	GAP	DIFF	MPH	BEST	ON
1	61	A	William SMALLRIDGE	MG Midget	15	20:20.014			86.39	1:19.355	4
2	66	A	Paul SIBLEY	MG Midget	15	20:58.032	38.018	38.018	83.78	1:22.214	7
3	62	A	Edward REEVE	MG Midget	15	20:58.521	38.507	0.489	83.75	1:22.162	3
4	2	B	Dominic MOONEY	Austin Healey Sprite	15	21:23.701	1:03.687	25.180	82.11	1:23.838	8
5	7	B	Peter COLLINSON	MG Midget	14	20:22.171	1 lap	1 lap	80.49	1:23.575	8
6	3	B	Adrian MOORE	Austin Healey Sprite Mk1	14	20:42.703	1 lap	20.532	79.16	1:27.059	12
7	11	B	David M. JAMES	MG Midget	14	20:44.131	1 lap	1.428	79.07	1:26.069	14
8	5	B	Ian STAGG	MG Midget	14	20:50.487	1 lap	6.356	78.67	1:27.673	10
9	74	A	John WILSON	AH Frog Eye Sprite	14	21:29.100	1 lap	38.613	76.31	1:30.183	2
10	9	B	Holly SAMBELL	MG Midget	14	21:34.790	1 lap	5.690	75.98	1:30.317	8
11	10	B	Phil ATWOOD	MG Midget	14	21:38.528	1 lap	3.738	75.76	1:30.401	14
12	6	B	Tim CAIRNS	AH Frog Eye Sprite	13	20:22.951	2 laps	1 lap	74.69	1:31.557	11
13	32	C	David PYMM	MG Midget	13	20:24.678	2 laps	1.727	74.59	1:32.162	4
14	33	C	John COLLINSON	MG Midget	13	20:41.275	2 laps	16.597	73.59	1:33.122	13
15	41	C	John STANYON	MG Midget	13	20:41.708	2 laps	0.433	73.56	1:32.670	11
16	34	C	Ian LANGFORD	MG Midget	13	20:44.186	2 laps	2.478	73.42	1:33.338	12
17	36	C	Stephen COLLINSON	MG Midget	13	21:05.821	2 laps	21.635	72.16	1:34.803	2

NOT CLASSIFIED

DNF	65	A	Martin MORRIS	MG Midget	12	17:02.525	3 laps	1 lap	82.46	1:22.504	6
DNF	63	A	Gil DUFFEY	MG Midget	8	11:26.341	7 laps	4 laps	81.90	1:24.071	2

FASTEST LAP

7	B	Peter COLLINSON	MG Midget	8	1:23.575	84.08 mph	135.31 kph
32	C	David PYMM	MG Midget	4	1:32.162	76.24 mph	122.70 kph
61	A	William SMALLRIDGE	MG Midget	4	1:19.355	88.55 mph	142.51 kph

Weather / Track : Cloudy / Dry

These results are provisional until the conclusion of any judicial and technical matters.

Snetterton
Circuit Length = 1.9520 miles
Start: 15:45 End: 16:07

Clerk of Course :

Timekeeper :

Lenham Cars MG Midget Challenge

RACE 6 - LAP CHART

Lap 1			Lap 2			Lap 3			Lap 4			Lap 5		
No	Behind	Laptime	No	Behind	Laptime	No	Behind	Laptime	No	Behind	Laptime	No	Behind	Laptime
61		1:28.180	61		1:20.503	61		1:19.877	61		1:19.355	61		1:19.532
66	2.041	1:30.221	66	4.995	1:23.457	66	8.231	1:23.113	66	12.385	1:23.509	66	17.098	1:24.245
65	3.169	1:31.349	65	6.752	1:24.086	65	10.116	1:23.241	62	14.719	1:23.709	62	17.585	1:22.398
62	4.786	1:32.966	62	8.080	1:23.797	62	10.365	1:22.162	65	15.242	1:24.481	65	18.828	1:23.118
63	5.735	1:33.915	63	9.303	1:24.071	63	14.271	1:24.845	63	21.195	1:26.279	63	25.924	1:24.261
2	5.941	1:34.121	2	10.451	1:25.013	2	16.455	1:25.881	2	22.048	1:24.948	7	27.030	1:23.884
7	8.234	1:36.414	7	13.039	1:25.308	7	17.727	1:24.565	7	22.678	1:24.306	2	27.569	1:25.053
3	8.872	1:37.052	3	16.060	1:27.691	3	25.344	1:29.161	3	34.677	1:28.688	3	42.574	1:27.429
5	11.423	1:39.603	5	21.287	1:30.367	5	30.800	1:29.390	11	40.326	1:28.640	5	50.273	1:29.463
11	11.764	1:39.944	11	21.892	1:30.631	11	31.041	1:29.026	5	40.342	1:28.897	11	50.396	1:29.602
9	12.764	1:40.944	9	23.397	1:31.136	9	36.935	1:33.415	9	50.443	1:32.863	74	1:02.550	1:31.213
74	14.378	1:42.558	74	24.058	1:30.183	74	37.591	1:33.410	74	50.869	1:32.633	9	1:03.985	1:33.074
33	16.303	1:44.483	33	30.159	1:34.359	10	43.487	1:32.725	10	56.868	1:32.736	10	1:09.276	1:31.940
10	16.985	1:45.165	10	30.639	1:34.157	33	44.183	1:33.901	32	57.532	1:32.162	32	1:10.245	1:32.245
32	17.410	1:45.590	32	30.801	1:33.894	32	44.725	1:33.801	33	58.925	1:34.097	6	1:12.514	1:32.707
6	18.533	1:46.713	6	31.587	1:33.557	6	45.662	1:33.952	6	59.339	1:33.032	33	1:13.938	1:34.545
36	19.443	1:47.623	36	33.743	1:34.803	36	49.416	1:35.550	36	1:06.336	1:36.275			
34	19.469	1:47.649	41	34.026	1:34.171	41	49.695	1:35.546	34	1:06.724	1:35.544			
41	20.358	1:48.538	34	34.802	1:35.836	34	50.535	1:35.610	41	1:06.763	1:36.423			

Lenham Cars MG Midget Challenge

RACE 6 - LAP CHART

Lap 6			Lap 7			Lap 8			Lap 9			Lap 10		
No	Behind	Laptime	No	Behind	Laptime	No	Behind	Laptime	No	Behind	Laptime	No	Behind	Laptime
61		1:22.035	61		1:20.676	61		1:23.411	61		1:22.013	61		1:20.836
36	1 LAP	1:35.401	6	1 LAP	1:32.987	9	1 LAP	1:31.982	74	1 LAP	1:31.319	74	1 LAP	1:30.617
34	1 LAP	1:36.146	33	1 LAP	1:38.482	10	1 LAP	1:32.412	9	1 LAP	1:30.317	9	1 LAP	1:31.081
41	1 LAP	1:36.725	34	1 LAP	1:34.837	32	1 LAP	1:32.886	10	1 LAP	1:30.740	62	25.995	1:22.734
62	18.754	1:23.204	41	1 LAP	1:34.443	6	1 LAP	1:32.381	32	1 LAP	1:32.968	10	1 LAP	1:30.893
65	19.297	1:22.504	36	1 LAP	1:37.366	66	23.035	1:24.692	6	1 LAP	1:33.525	66	26.188	1:22.469
66	20.216	1:25.153	62	21.223	1:23.145	33	1 LAP	1:36.761	62	24.097	1:23.035	32	1 LAP	1:32.978
63	28.228	1:24.339	65	21.732	1:23.111	62	23.075	1:25.263	66	24.555	1:23.533	6	1 LAP	1:34.018
7	29.248	1:24.253	66	21.754	1:22.214	41	1 LAP	1:33.511	65	35.992	1:23.815	65	38.384	1:23.228
2	29.896	1:24.362	63	31.865	1:24.313	34	1 LAP	1:34.325	33	1 LAP	1:35.261	2	40.751	1:25.271
3	48.350	1:27.811	7	33.025	1:24.453	36	1 LAP	1:35.023	2	36.316	1:24.519	33	1 LAP	1:34.715
11	56.620	1:28.259	2	33.383	1:24.163	63	32.772	1:24.318	7	36.647	1:25.471	34	1 LAP	1:34.031
5	56.895	1:28.657	3	55.509	1:27.835	7	33.189	1:23.575	34	1 LAP	1:34.886	41	1 LAP	1:34.607
74	1:11.102	1:30.587	11	1:04.039	1:28.095	2	33.810	1:23.838	41	1 LAP	1:35.547	7	59.606	1:43.795
9	1:14.045	1:32.095	5	1:05.008	1:28.789	65	34.190	1:35.869	36	1 LAP	1:36.775	36	1 LAP	1:39.581
10	1:18.971	1:31.730	74	1:21.684	1:31.258	3	1:00.103	1:28.005	3	1:07.675	1:29.585	3	1:15.991	1:29.152
32	1:20.501	1:32.291				11	1:07.818	1:27.190	11	1:14.273	1:28.468			
						5	1:09.301	1:27.704	5	1:15.571	1:28.283			

Lenham Cars MG Midget Challenge

RACE 6 - LAP CHART

Lap 11			Lap 12			Lap 13			Lap 14			Lap 15		
No	Behind	Laptime	No	Behind	Laptime	No	Behind	Laptime	No	Behind	Laptime	No	Behind	Laptime
61		1:20.356	61		1:20.137	61		1:20.503	61		1:21.577	61		1:21.023
11	1 LAP	1:27.106	3	1 LAP	1:27.281	3	1 LAP	1:27.059	33	2 LAPS	1:33.138	7	1 LAP	1:26.622
5	1 LAP	1:27.673	11	1 LAP	1:26.482	11	1 LAP	1:27.731	41	2 LAPS	1:33.099	6	2 LAPS	1:33.564
74	1 LAP	1:30.443	5	1 LAP	1:27.761	36	2 LAPS	1:37.089	34	2 LAPS	1:33.338	32	2 LAPS	1:34.203
62	29.156	1:23.517	62	31.794	1:22.775	5	1 LAP	1:28.002	3	1 LAP	1:27.908	33	2 LAPS	1:33.122
66	29.208	1:23.376	66	31.915	1:22.844	66	34.206	1:22.794	11	1 LAP	1:26.888	41	2 LAPS	1:32.771
9	1 LAP	1:31.867	74	1 LAP	1:32.012	62	34.646	1:23.355	5	1 LAP	1:27.955	3	1 LAP	1:28.046
10	1 LAP	1:30.934	9	1 LAP	1:30.891	74	1 LAP	1:30.615	36	2 LAPS	1:35.955	11	1 LAP	1:26.069
65	41.794	1:23.766	65	45.614	1:23.957	9	1 LAP	1:31.757	66	36.337	1:23.708	34	2 LAPS	1:34.407
2	45.586	1:25.191	10	1 LAP	1:30.872	2	56.273	1:25.663	62	36.809	1:23.740	5	1 LAP	1:27.943
32	1 LAP	1:33.815	2	51.113	1:25.664	10	1 LAP	1:32.943	2	59.155	1:24.459	66	38.018	1:22.704
6	1 LAP	1:32.597	32	1 LAP	1:33.738	6	1 LAP	1:32.361	74	1 LAP	1:31.598	62	38.507	1:22.721
33	1 LAP	1:34.740	6	1 LAP	1:31.557	32	1 LAP	1:34.107	9	1 LAP	1:31.012	36	2 LAPS	1:38.335
34	1 LAP	1:33.605	7	1:12.684	1:26.957	7	1:18.135	1:25.954	10	1 LAP	1:30.880	2	1:03.687	1:25.555
7	1:05.864	1:26.614	33	1 LAP	1:33.671							74	1 LAP	1:30.654
41	1 LAP	1:33.657	41	1 LAP	1:32.670							9	1 LAP	1:32.356
36	1 LAP	1:36.045	34	1 LAP	1:33.972							10	1 LAP	1:30.401

Virgin Radio Classic Rock "Equipe" GTs

RACE 7 - CLASSIFICATION

POS	NO	CL	NAME	ENTRY	LAPS	TIME	GAP	DIFF	MPH	BEST	ON
1	49		Malcolm JOHNSON	TVR Grantura Mk3	21	30:31.762			80.56	1:25.369	20
2	22		Tom SMITH	MGB	21	30:32.084	0.322	0.322	80.54	1:25.787	19
3	2		Rod BEGBIE	TVR Gantura Mk3	21	30:56.407	24.645	24.323	79.49	1:26.665	18
4	6		John ANDON	Triumph TR4	21	31:12.850	41.088	16.443	78.79	1:27.636	11
5	17		David BERESFORD	MGB	21	31:24.421	52.659	11.571	78.31	1:28.570	5
6	26		Stephen RADCLIFFE	MGB	21	31:29.387	57.625	4.966	78.10	1:28.214	3
7	35		Alasdair BRUCE	MGB	21	31:34.234	1:02.472	4.847	77.90	1:28.571	11
8	91		David GARDNER	MGB	21	31:39.775	1:08.013	5.541	77.67	1:28.188	17
9	74		John YEA	MGB	20	31:27.766	1 lap	1 lap	74.44	1:32.194	18
10	63		Graham BATES	MGB	20	31:32.626	1 lap	4.860	74.25	1:32.690	10
11	64		Colin ELSTROP	TVR Grantura Mk3	20	31:32.735	1 lap	0.109	74.25	1:32.374	18
12	32		David ALSTON	MGB	20	31:48.422	1 lap	15.687	73.64	1:33.802	15
13	61		Andrew BURROUGHS	MGB	19	30:37.462	2 laps	1 lap	72.66	1:34.597	11
14	36		Nick WILKINS	MGA	19	30:41.516	2 laps	4.054	72.50	1:34.317	5
15	81		John HATTON	MGB	19	30:42.279	2 laps	0.763	72.47	1:34.135	8
16	71		Mark PANGBORNE	Austin Healey 100	19	30:59.669	2 laps	17.390	71.79	1:36.023	16
17	54		Stephen BOLDEPERSON	MGB	19	31:23.485	2 laps	23.816	70.88	1:35.907	17
18	28		Clive COCKS	WSM Sprite	19	31:51.565	2 laps	28.080	69.84	1:38.306	14
19	33		Keith HAMPSON	Sunbeam Alpine Le Mans	19	31:55.322	2 laps	3.757	69.70	1:38.427	19
20	95		Suzanne SEARS	MGB	19	31:55.702	2 laps	0.380	69.69	1:38.264	18
21	12		Simon GURNEY	MGA Sebring	19	31:58.351	2 laps	2.649	69.59	1:38.194	19
22	18		Linda PEARCY	MGB	18	30:43.784	3 laps	1 lap	68.60	1:38.079	7
23	52		Chris GORDON	Triumph Spitfire	18	30:56.133	3 laps	12.349	68.14	1:39.643	10
24	55		Dave WOOD	Lancia Fulvia	18	31:37.803	3 laps	41.670	66.64	1:41.206	3
NOT CLASSIFIED											
DNF	42		Neil HOWE	Triumph TR4	14	20:41.216	7 laps	4 laps	79.26	1:26.529	12
DNF	69		Rob CULL	TVR Grantura Mk3	6	9:34.623	15 laps	8 laps	73.37	1:33.615	6
DNF	7		Brian ARCULUS	Triumph TR3a	5	9:10.510	16 laps	1 lap	63.82	1:28.582	2
DNF	70		Linda FULLER	MGB	4	7:31.907	17 laps	1 lap	62.19	1:47.636	3
FASTEST LAP											
49			Malcolm JOHNSON	TVR Grantura Mk3	20	1:25.369			82.31 mph	132.47 kph	

Weather / Track : Cloudy / Dry

These results are provisional until the conclusion of any judicial and technical matters.

Snetterton
Circuit Length = 1.9520 miles
Start: 16:20 End: 16:52

Clerk of Course :		Timekeeper :
-------------------	--	--------------

Virgin Radio Classic Rock "Equipe" GTs

RACE 7 - LAP CHART

Lap 1			Lap 2			Lap 3			Lap 4			Lap 5		
No	Behind	Laptime	No	Behind	Laptime	No	Behind	Laptime	No	Behind	Laptime	No	Behind	Laptime
2		1:35.790	22		1:28.754	22		1:26.515	22		1:26.314	22		1:26.541
22	0.179	1:35.969	2	0.759	1:29.692	49	1.709	1:27.331	49	1.717	1:26.322	49	1.152	1:25.976
42	0.526	1:36.316	49	0.893	1:28.711	2	2.492	1:28.248	2	3.823	1:27.645	2	5.134	1:27.852
49	1.115	1:36.905	42	1.743	1:30.150	42	3.387	1:28.159	42	5.306	1:28.233	42	6.501	1:27.736
26	1.953	1:37.743	7	1.971	1:28.582	26	4.785	1:28.214	26	6.926	1:28.455	70	1 LAP	1:47.980
7	2.322	1:38.112	26	3.086	1:30.066	7	5.245	1:29.789	6	7.108	1:27.668	6	8.632	1:28.065
17	2.907	1:38.697	17	3.361	1:29.387	17	5.499	1:28.653	17	7.973	1:28.788	26	9.449	1:29.064
6	3.521	1:39.311	6	3.587	1:28.999	6	5.754	1:28.682	91	11.438	1:30.319	17	10.002	1:28.570
91	4.087	1:39.877	91	4.724	1:29.570	91	7.433	1:29.224	35	14.545	1:30.099	91	14.625	1:29.728
35	5.418	1:41.208	35	7.082	1:30.597	35	10.760	1:30.193	7	17.389	1:38.458	35	17.790	1:29.786
63	7.623	1:43.413	63	11.473	1:32.783	69	20.452	1:34.333	69	29.519	1:35.381	69	36.915	1:33.937
69	7.898	1:43.688	69	12.634	1:33.669	63	22.721	1:37.763	63	32.568	1:36.161	63	39.698	1:33.671
36	9.466	1:45.256	36	15.973	1:35.440	36	24.734	1:35.276	36	33.085	1:34.665	36	40.861	1:34.317
74	9.956	1:45.746	74	16.312	1:35.289	74	25.016	1:35.219	74	33.545	1:34.843	74	41.344	1:34.340
64	10.799	1:46.589	64	17.095	1:35.229	64	25.643	1:35.063	64	34.047	1:34.718	64	41.715	1:34.209
32	12.111	1:47.901	32	18.506	1:35.328	32	26.902	1:34.911	32	35.276	1:34.688	32	42.946	1:34.211
61	12.928	1:48.718	61	20.399	1:36.404	61	29.706	1:35.822	61	39.372	1:35.980	61	47.545	1:34.714
81	14.596	1:50.386	81	22.144	1:36.481	81	31.916	1:36.287	81	41.079	1:35.477	81	50.399	1:35.861
71	18.430	1:54.220	71	27.304	1:37.807	71	38.845	1:38.056	71	49.700	1:37.169	71	1:00.335	1:37.176
28	18.834	1:54.624	28	30.613	1:40.712	28	46.173	1:42.075	54	59.549	1:39.197	54	1:10.407	1:37.399
33	20.155	1:55.945	54	31.296	1:39.871	54	46.666	1:41.885	28	1:01.762	1:41.903	28	1:16.871	1:41.650
54	20.358	1:56.148	33	34.055	1:42.833	33	49.401	1:41.861	33	1:04.882	1:41.795	33	1:18.249	1:39.908
52	20.829	1:56.619	12	34.653	1:41.746	12	50.108	1:41.970	95	1:06.344	1:42.145	95	1:19.508	1:39.705
12	21.840	1:57.630	95	35.124	1:41.708	95	50.513	1:41.904	12	1:07.847	1:44.053	12	1:20.783	1:39.477
95	22.349	1:58.139	52	37.695	1:45.799	52	53.103	1:41.923	52	1:12.242	1:45.453			
55	23.437	1:59.227	55	38.922	1:44.418	55	53.613	1:41.206	55	1:12.489	1:45.190			
70	31.036	2:06.826	18	48.020	1:45.901	18	1:05.486	1:43.981	18	1:21.897	1:42.725			
18	31.052	2:06.842	70	51.568	1:49.465	70	1:12.689	1:47.636						

Virgin Radio Classic Rock "Equipe" GTs

RACE 7 - LAP CHART

Lap 6			Lap 7			Lap 8			Lap 9			Lap 10		
No	Behind	Laptime	No	Behind	Laptime	No	Behind	Laptime	No	Behind	Laptime	No	Behind	Laptime
22		1:27.468	49		1:27.919	49		1:26.809	49		1:26.870	49		1:26.053
49	0.009	1:26.325	28	1 LAP	1:39.152	22	1.003	1:27.176	22	0.929	1:26.796	22	0.855	1:25.979
52	1 LAP	1:43.309	22	0.636	1:28.564	54	1 LAP	1:38.967	71	1 LAP	1:37.912	2	8.950	1:27.999
55	1 LAP	1:44.507	33	1 LAP	1:40.794	2	7.167	1:28.036	2	7.004	1:26.707	42	9.191	1:27.312
2	6.271	1:28.605	95	1 LAP	1:40.788	42	7.651	1:27.602	42	7.932	1:27.151	71	1 LAP	1:36.881
42	6.939	1:27.906	2	5.940	1:27.597	6	14.479	1:30.139	6	15.346	1:27.737	6	17.338	1:28.045
6	9.956	1:28.792	12	1 LAP	1:40.570	28	1 LAP	1:41.231	54	1 LAP	1:38.540	26	22.722	1:29.239
18	1 LAP	1:42.399	42	6.858	1:27.847	26	16.356	1:30.449	26	19.536	1:30.050	17	23.166	1:29.168
26	10.335	1:28.354	6	11.149	1:29.121	17	16.791	1:30.487	17	20.051	1:30.130	54	1 LAP	1:37.114
17	11.397	1:28.863	26	12.716	1:30.309	33	1 LAP	1:40.592	91	27.478	1:32.142	91	29.955	1:28.530
91	17.622	1:30.465	17	13.113	1:29.644	95	1 LAP	1:42.551	28	1 LAP	1:39.500	35	30.639	1:28.899
7	1 LAP	2:55.569	52	1 LAP	1:43.554	12	1 LAP	1:42.541	35	27.793	1:30.472	28	1 LAP	1:39.182
35	20.065	1:29.743	55	1 LAP	1:43.548	91	22.206	1:29.408	33	1 LAP	1:40.019	33	1 LAP	1:39.466
69	43.062	1:33.615	91	19.607	1:29.913	35	24.191	1:29.426	95	1 LAP	1:39.676	95	1 LAP	1:38.884
63	45.745	1:33.515	35	21.574	1:29.437	52	1 LAP	1:42.664	12	1 LAP	1:39.604	12	1 LAP	1:39.095
36	48.025	1:34.632	18	1 LAP	1:40.835	18	1 LAP	1:38.079	18	1 LAP	1:39.436	18	1 LAP	1:41.106
74	48.056	1:34.180	63	52.894	1:35.077	55	1 LAP	1:42.939	52	1 LAP	1:41.981	52	1 LAP	1:41.527
64	48.527	1:34.280	74	54.127	1:33.999	63	1:00.322	1:34.237	55	1 LAP	1:42.807	55	1 LAP	1:42.434
32	49.688	1:34.210	36	56.309	1:36.212	74	1:00.402	1:33.084	63	1:07.244	1:33.792	63	1:13.881	1:32.690
61	55.829	1:35.752	64	56.403	1:35.804	36	1:03.924	1:34.424	74	1:07.629	1:34.097	74	1:14.655	1:33.079
81	58.487	1:35.556	32	57.380	1:35.620	64	1:04.131	1:34.537	64	1:11.890	1:34.629	64	1:18.649	1:32.812
71	1:10.510	1:37.643	61	1:03.473	1:35.572	32	1:04.845	1:34.274	36	1:13.633	1:36.579	32	1:22.901	1:34.904
54	1:20.027	1:37.088	81	1:05.549	1:34.990	61	1:11.617	1:34.953	32	1:14.050	1:36.075	36	1:24.309	1:36.729
			71	1:19.267	1:36.685	81	1:12.875	1:34.135	61	1:19.457	1:34.710			
									81	1:20.972	1:34.967			

Virgin Radio Classic Rock "Equipe" GTs

RACE 7 - LAP CHART

Lap 11			Lap 12			Lap 13			Lap 14			Lap 15		
No	Behind	Laptime	No	Behind	Laptime	No	Behind	Laptime	No	Behind	Laptime	No	Behind	Laptime
49		1:26.753	49		1:26.362	49		1:27.459	49		1:25.822	49		1:28.537
22	0.449	1:26.347	22	0.556	1:26.469	22	0.836	1:27.739	22	0.886	1:25.872	22	0.531	1:28.182
61	1 LAP	1:35.661	32	1 LAP	1:33.978	63	1 LAP	1:35.890	74	1 LAP	1:33.541	28	2 LAPS	1:39.996
81	1 LAP	1:35.489	36	1 LAP	1:38.859	74	1 LAP	1:35.855	63	1 LAP	1:33.970	33	2 LAPS	1:39.383
42	10.937	1:28.499	61	1 LAP	1:34.597	52	2 LAPS	1:41.850	64	1 LAP	1:34.953	95	2 LAPS	1:39.282
2	11.429	1:29.232	42	11.104	1:26.529	18	2 LAPS	1:43.543	42	15.599	1:29.760	12	2 LAPS	1:40.088
6	18.221	1:27.636	2	13.183	1:28.116	64	1 LAP	1:33.987	2	16.615	1:27.293	74	1 LAP	1:32.653
71	1 LAP	1:37.021	81	1 LAP	1:36.044	32	1 LAP	1:35.199	18	2 LAPS	1:41.312	63	1 LAP	1:33.089
26	25.255	1:29.286	6	19.695	1:27.836	42	11.661	1:28.016	32	1 LAP	1:34.716	2	15.627	1:27.549
17	25.788	1:29.375	26	28.291	1:29.398	2	15.144	1:29.420	52	2 LAPS	1:42.910	64	1 LAP	1:34.602
91	32.145	1:28.943	17	28.630	1:29.204	55	2 LAPS	1:44.964	6	24.221	1:28.603	6	25.004	1:29.320
35	32.457	1:28.571	91	35.565	1:29.782	36	1 LAP	1:38.574	36	1 LAP	1:37.655	32	1 LAP	1:35.150
54	1 LAP	1:36.832	35	36.173	1:30.078	6	21.440	1:29.204	61	1 LAP	1:37.187	18	2 LAPS	1:39.269
28	1 LAP	1:38.435	71	1 LAP	1:38.139	61	1 LAP	1:38.946	17	34.872	1:30.028	17	35.450	1:29.115
33	1 LAP	1:38.879	54	1 LAP	1:36.902	81	1 LAP	1:37.669	26	35.443	1:30.962	52	2 LAPS	1:42.449
95	1 LAP	1:38.546	28	1 LAP	1:39.187	26	30.303	1:29.471	81	1 LAP	1:38.344	26	36.181	1:29.275
12	1 LAP	1:39.255	33	1 LAP	1:39.035	17	30.666	1:29.495	55	2 LAPS	1:45.679	36	1 LAP	1:36.424
18	1 LAP	1:39.656	95	1 LAP	1:38.869	91	36.950	1:28.844	91	40.107	1:28.979	91	41.209	1:29.639
52	1 LAP	1:39.643	12	1 LAP	1:38.346	35	37.333	1:28.619	35	40.967	1:29.456	61	1 LAP	1:36.588
63	1:20.287	1:33.159				71	1 LAP	1:36.279	71	1 LAP	1:36.273	35	41.777	1:29.347
74	1:20.661	1:32.759				54	1 LAP	1:36.683	54	1 LAP	1:43.101	81	1 LAP	1:35.578
64	1:25.527	1:33.631				28	1 LAP	1:39.305				55	2 LAPS	1:43.869
55	1 LAP	1:45.301				33	1 LAP	1:39.100				71	1 LAP	1:36.873
						95	1 LAP	1:39.479				54	1 LAP	1:38.438
						12	1 LAP	1:39.172						

Virgin Radio Classic Rock "Equipe" GTs

RACE 7 - LAP CHART


Lap 16			Lap 17			Lap 18			Lap 19			Lap 20		
No	Behind	Laptime	No	Behind	Laptime	No	Behind	Laptime	No	Behind	Laptime	No	Behind	Laptime
49		1:25.828	49		1:27.485	49		1:26.385	49		1:26.030	49		1:25.369
22	1.252	1:26.549	22	0.140	1:26.373	22	0.523	1:26.768	22	0.280	1:25.787	81	2 LAPS	1:36.176
28	2 LAPS	1:38.306	54	2 LAPS	1:38.216	55	3 LAPS	1:44.271	71	2 LAPS	1:36.301	22	0.828	1:25.917
33	2 LAPS	1:38.569	2	19.227	1:27.843	2	19.507	1:26.665	55	3 LAPS	1:42.785	52	3 LAPS	1:40.890
2	18.869	1:29.070	28	2 LAPS	1:38.773	54	2 LAPS	1:37.111	2	20.634	1:27.157	71	2 LAPS	1:36.508
95	2 LAPS	1:39.242	74	1 LAP	1:32.926	6	32.912	1:28.967	54	2 LAPS	1:35.907	2	23.019	1:27.754
74	1 LAP	1:33.244	63	1 LAP	1:32.989	74	1 LAP	1:33.894	6	36.484	1:29.602	6	39.031	1:27.916
63	1 LAP	1:33.123	6	30.330	1:30.276	63	1 LAP	1:33.813	74	1 LAP	1:32.194	55	3 LAPS	1:45.576
12	2 LAPS	1:38.932	33	2 LAPS	1:40.484	28	2 LAPS	1:39.357	63	1 LAP	1:35.991	54	2 LAPS	1:37.446
6	27.539	1:28.363	64	1 LAP	1:33.109	64	1 LAP	1:32.713	64	1 LAP	1:32.374	74	1 LAP	1:32.266
64	1 LAP	1:32.801	95	2 LAPS	1:40.183	17	43.696	1:30.012	17	46.365	1:28.699	17	49.968	1:28.972
32	1 LAP	1:33.802	12	2 LAPS	1:40.827	26	43.892	1:29.995	26	47.273	1:29.411	26	52.078	1:30.174
17	38.385	1:28.763	17	40.069	1:29.169	33	2 LAPS	1:39.118	91	51.344	1:29.624	63	1 LAP	1:34.711
26	39.545	1:29.192	26	40.282	1:28.222	95	2 LAPS	1:38.771	28	2 LAPS	1:39.585	64	1 LAP	1:34.203
91	44.560	1:29.179	32	1 LAP	1:34.431	91	47.750	1:28.872	35	55.449	1:30.697	91	55.450	1:29.475
18	2 LAPS	1:39.548	91	45.263	1:28.188	12	2 LAPS	1:39.037	33	2 LAPS	1:40.184	35	59.812	1:29.732
35	45.802	1:29.853	35	47.911	1:29.594	32	1 LAP	1:34.787	95	2 LAPS	1:39.013	28	2 LAPS	1:39.486
52	2 LAPS	1:40.883	18	2 LAPS	1:39.068	35	50.782	1:29.256	32	1 LAP	1:34.903	32	1 LAP	1:33.954
36	1 LAP	1:36.945	61	1 LAP	1:35.611	18	2 LAPS	1:38.209	12	2 LAPS	1:38.783	33	2 LAPS	1:38.930
61	1 LAP	1:36.744	36	1 LAP	1:40.122	61	1 LAP	1:35.242	61	1 LAP	1:37.050	95	2 LAPS	1:38.264
81	1 LAP	1:35.462	81	1 LAP	1:39.832	36	1 LAP	1:37.012	18	2 LAPS	1:39.297	12	2 LAPS	1:39.031
55	2 LAPS	1:45.885	52	2 LAPS	1:42.928	81	1 LAP	1:36.978	36	1 LAP	1:35.802			
71	1 LAP	1:36.361	71	1 LAP	1:36.023	52	2 LAPS	1:41.079						

**Virgin Radio Classic Rock "Equipe" GTs
RACE 7 - LAP CHART**

Lap 21		
No	Behind	Laptime
49		1:26.511
22	0.322	1:26.005
61	2 LAPS	1:37.211
36	2 LAPS	1:36.593
81	2 LAPS	1:36.567
18	3 LAPS	1:42.578
52	3 LAPS	1:40.672
2	24.645	1:28.137
71	2 LAPS	1:36.342
6	41.088	1:28.568
54	2 LAPS	1:36.640
17	52.659	1:29.202
74	1 LAP	1:34.558
26	57.625	1:32.058
63	1 LAP	1:32.789
64	1 LAP	1:32.492
35	1:02.472	1:29.171
55	3 LAPS	1:53.197
91	1:08.013	1:39.074
32	1 LAP	1:35.380
28	2 LAPS	1:39.106
33	2 LAPS	1:38.427
95	2 LAPS	1:38.553
12	2 LAPS	1:38.194

Virgin Radio Classic Rock "Equipe" GTs

RACE 12 - GRID - AMENDED

ROW 14	18	Colin PEARCY	54	Peter BOLDEPERSON
ROW 13	7	Brian ARCULUS	70	Linda FULLER
ROW 12	42	Neil HOWE	69	Rob CULL
ROW 11	52	Chris GORDON	55	Dave WOOD
ROW 10	95	Suzanne SEARS	12	Simon GURNEY
ROW 9	28	Clive COCKS	33	Keith HAMPSON
ROW 8	81	John HATTON	71	Mark PANGBORNE
ROW 7	61	Andrew BURROUGHS	36	Nick WILKINS
ROW 6	64	Colin ELSTROP	32	David ALSTON
ROW 5	74	John YEA	63	Graham BATES
ROW 4	35	Alasdair BRUCE	91	David GARDNER
ROW 3	17	David BERESFORD	26	Stephen RADCLIFFE
ROW 2	2	Rod BEGBIE	6	John ANDON
ROW 1	49	Malcolm JOHNSON	22	Tom SMITH
Pole				
				

Snetterton
Circuit Length = 1.9520 miles

Clerk of Course :

Timekeeper :

MGCC Strata 21 BCV8 Championship

RACE 8 - CLASSIFICATION

POS	NO	CL	NAME	ENTRY	LAPS	TIME	GAP	DIFF	MPH	BEST	ON
1	97	D	Adrian BEER	MGB GT V8	14	25:49.893			63.47	1:17.579	14
2	96	D	Paul SIBLEY	MGB Roadster	14	25:51.288	1.395	1.395	63.41	1:18.179	14
3	75	C	Martin HALL	MGB V8	14	26:10.406	20.513	19.118	62.64	1:22.705	2
4	83	C	Phil WALKER	MGB GT V8	14	26:22.794	32.901	12.388	62.15	1:23.277	4
5	44	B	Peter SAMUELS	MGB Roadster	14	26:26.772	36.879	3.978	61.99	1:26.374	3
6	31	B	Jonnie WHEELER	MGB Roadster	14	26:27.398	37.505	0.626	61.97	1:26.850	14
7	30	B	James WHEELER	MGB Roadster	14	26:27.687	37.794	0.289	61.96	1:26.589	14
8	58	B	Ian PRIOR	MGB	14	26:28.366	38.473	0.679	61.93	1:26.942	14
9	34	B	Brian CAKEBREAD	MGB Roadster	14	26:33.579	43.686	5.213	61.73	1:28.888	2
10	38	B	Neil CAWTHORN	MGB Roadster	13	26:25.491	1 lap	1 lap	57.61	1:32.128	4
11	42	B	Paul ATKINSON	MGB Roadster	13	26:26.078	1 lap	0.587	57.59	1:33.239	13
12	2	A	Ian LONGHURST	MGB Roadster	13	26:40.211	1 lap	14.133	57.08	1:38.520	13
13	9	A	Steve OKINES	MGB Roadster	13	26:41.197	1 lap	0.986	57.05	1:35.916	13
14	35	B	Martin JONES	MGB Roadster	13	26:49.316	1 lap	8.119	56.76	1:37.906	13
15	5	A	Brian SMETHURST	MGB Roadster	13	26:50.236	1 lap	0.920	56.73	1:38.918	4

NOT CLASSIFIED

DNF	65	B	Rob SPENCER	MGB GT V8	4	6:18.643	10 laps	9 laps	74.23	1:29.170	4
DNF	1	D	Joe PARRINGTON	MGB GT V8	1	1:29.495	13 laps	3 laps	78.51	1:29.495	1

FASTEST LAP

97	D	Adrian BEER	MGB GT V8	14	1:17.579	90.58 mph	145.77 kph
9	A	Steve OKINES	MGB Roadster	13	1:35.916	73.26 mph	117.90 kph
44	B	Peter SAMUELS	MGB Roadster	3	1:26.374	81.35 mph	130.93 kph
75	C	Martin HALL	MGB V8	2	1:22.705	84.96 mph	136.73 kph

Weather / Track : Cloudy / Dry

These results are provisional until the conclusion of any judicial and technical matters.

Snetterton
Circuit Length = 1.9520 miles
Start: 17:03 End: 17:30

Clerk of Course :	Timekeeper :
-------------------	--------------

MGCC Strata 21 BCV8 Championship
RACE 8 - LAP CHART

Lap 1			Lap 2			Lap 3			Lap 4			Lap 5		
No	Behind	Laptime	No	Behind	Laptime	No	Behind	Laptime	No	Behind	Laptime	No	Behind	Laptime
96		1:27.470	96		1:20.171	97		1:20.526	97		1:18.043	97		1:21.728
97	0.283	1:27.753	97	0.215	1:20.103	96	0.141	1:20.882	96	2.896	1:20.798	96	0.470	1:19.302
1	2.025	1:29.495	75	5.394	1:22.705	75	7.523	1:22.870	75	12.654	1:23.174	5	1 LAP	1:38.918
75	2.860	1:30.330	83	7.922	1:23.604	83	10.903	1:23.722	83	16.137	1:23.277	35	1 LAP	1:39.662
83	4.489	1:31.959	44	13.458	1:26.392	44	19.091	1:26.374	44	27.709	1:26.661	75	14.553	1:23.627
44	7.237	1:34.707	31	16.410	1:27.508	31	23.934	1:28.265	31	34.585	1:28.694	83	17.982	1:23.573
31	9.073	1:36.543	34	19.440	1:28.888	30	28.319	1:28.995	30	39.108	1:28.832	44	32.922	1:26.941
34	10.723	1:38.193	30	20.065	1:28.317	34	28.352	1:29.653	58	44.213	1:32.010	31	41.027	1:28.170
30	11.919	1:39.389	58	21.788	1:29.752	58	30.246	1:29.199	34	51.494	1:41.185	30	45.426	1:28.046
58	12.207	1:39.677	38	30.201	1:34.203	65	41.091	1:29.566	65	52.218	1:29.170	58	51.919	1:29.434
38	16.169	1:43.639	42	32.014	1:34.097	38	43.067	1:33.607	38	57.152	1:32.128	34	1:05.916	1:36.150
42	18.088	1:45.558	65	32.266	1:30.059	42	45.701	1:34.428	42	1:01.546	1:33.888	38	1:14.025	1:38.601
9	21.718	1:49.188	9	41.220	1:39.673	2	59.624	1:38.538	2	1:20.167	1:38.586	42	1:15.240	1:35.422
2	22.289	1:49.759	2	41.827	1:39.709	9	1:00.815	1:40.336	9	1:20.980	1:38.208			
65	22.378	1:49.848	5	43.195	1:39.880	5	1:01.763	1:39.309						
5	23.486	1:50.956	35	46.592	1:41.145	35	1:07.367	1:41.516						
35	25.618	1:53.088												

MGCC Strata 21 BCV8 Championship
RACE 8 - LAP CHART

Lap 6			Lap 7			Lap 8			Lap 9			Lap 10		
No	Behind	Laptime	No	Behind	Laptime	No	Behind	Laptime	No	Behind	Laptime	No	Behind	Laptime
96		1:24.343	96		1:31.650	96		1:54.997	96		3:04.357	96		3:02.376
97	0.010	1:24.823	97	2.540	1:34.180	97	1.082	1:53.539	97	3.235	3:06.510	97	0.565	2:59.706
75	15.113	1:25.373	38	1 LAP	1:45.356	38	1 LAP	1:56.347	38	1 LAP	3:05.450	38	1 LAP	2:59.745
2	1 LAP	1:41.538	42	1 LAP	1:47.135	42	1 LAP	1:55.988	42	1 LAP	3:03.894	42	1 LAP	2:59.479
9	1 LAP	1:41.387	2	1 LAP	1:59.179	2	1 LAP	2:02.443	2	1 LAP	2:22.562	2	1 LAP	2:58.073
5	1 LAP	1:41.012	75	44.822	2:01.359	75	50.669	2:00.844	75	13.243	2:26.931	75	40.050	3:29.183
83	20.723	1:27.554	9	1 LAP	2:50.425	9	1 LAP	3:13.341	9	1 LAP	3:01.331	9	1 LAP	2:03.613
35	1 LAP	1:41.752	5	1 LAP	2:50.473	5	1 LAP	3:13.165	5	1 LAP	3:00.964	5	1 LAP	2:03.529
44	41.487	1:33.378	83	1:36.726	2:47.653	83	2:54.864	3:13.135	83	2:51.176	3:00.669	83	1:52.491	2:03.691
31	48.163	1:31.949	35	1 LAP	2:46.455	35	1 LAP	3:12.950	35	1 LAP	3:01.518	35	1 LAP	2:02.485
30	49.668	1:29.055	44	1:39.795	2:29.958	44	2:58.578	3:13.780	44	2:54.534	3:00.313	44	1:54.634	2:02.476
58	57.959	1:30.853	31	1:40.741	2:24.228	31	2:59.615	3:13.871	31	2:55.192	2:59.934	31	1:55.046	2:02.230
34	1:21.611	1:40.508	30	1:41.825	2:23.807	30	3:00.277	3:13.449	30	2:55.650	2:59.730	30	1:55.381	2:02.107
			58	1:42.543	2:16.234	58	3:01.526	3:13.980	58	2:56.858	2:59.689	58	1:55.775	2:01.293
			34	1:43.587	1:53.626	34	3:03.577	3:14.987	34	3:01.496	3:02.276	34	1:56.727	1:57.607

MGCC Strata 21 BCV8 Championship
RACE 8 - LAP CHART

Lap 11			Lap 12			Lap 13			Lap 14		
No	Behind	Laptime	No	Behind	Laptime	No	Behind	Laptime	No	Behind	Laptime
96		3:08.498	96		2:18.996	97		1:18.329	97		1:17.579
97	0.886	3:08.819	97	0.145	2:18.255	96	0.795	1:19.269	96	1.395	1:18.179
38	1 LAP	3:07.837	38	1 LAP	2:21.170	75	13.681	1:24.424	75	20.513	1:24.411
42	1 LAP	3:07.815	42	1 LAP	2:21.627	38	1 LAP	1:33.369	83	32.901	1:25.860
2	1 LAP	3:08.479	2	1 LAP	2:22.396	42	1 LAP	1:33.508	38	1 LAP	1:34.039
75	5.090	2:33.538	75	7.731	2:21.637	83	24.620	1:28.052	42	1 LAP	1:33.239
9	1 LAP	2:04.340	9	1 LAP	1:45.253	44	27.758	1:28.252	44	36.879	1:26.700
5	1 LAP	2:04.348	5	1 LAP	1:45.963	31	28.234	1:28.372	31	37.505	1:26.850
83	48.279	2:04.286	83	15.042	1:45.759	30	28.784	1:28.471	30	37.794	1:26.589
35	1 LAP	2:04.186	44	17.980	1:46.597	58	29.110	1:28.547	58	38.473	1:26.942
44	50.379	2:04.243	35	1 LAP	1:47.116	2	1 LAP	1:40.429	34	43.686	1:29.707
31	50.638	2:04.090	31	18.336	1:46.694	34	31.558	1:30.759	2	1 LAP	1:38.520
30	51.026	2:04.143	30	18.787	1:46.757	9	1 LAP	1:38.186	9	1 LAP	1:35.916
58	51.641	2:04.364	58	19.037	1:46.392	5	1 LAP	1:40.946	35	1 LAP	1:37.906
34	52.617	2:04.388	34	19.273	1:45.652	35	1 LAP	1:39.537	5	1 LAP	1:40.773

MGCC Drayton Manor Park Metro Cup

RACE 9 - CLASSIFICATION

POS	NO	CL	NAME	ENTRY	LAPS	TIME	GAP	DIFF	MPH	BEST	ON
1	14	C	Mark BELLAMY	MG Metro	14	21:19.713			76.87	1:29.715	8
2	52	C	Simon WHITE	MG Metro	14	21:25.929	6.216	6.216	76.50	1:29.304	8
3	79	C	Paul ASHTON	MG Metro	14	21:36.834	17.121	10.905	75.86	1:30.947	6
4	96	C	David JAVES	MG Metro	14	22:17.917	58.204	41.083	73.53	1:32.651	13
5	7	C	Tony HOWE	MG Metro Turbo	14	22:18.639	58.926	0.722	73.49	1:32.689	11
6	49	C	Richard GARRARD	MG Metro Turbo	14	22:18.795	59.082	0.156	73.48	1:33.024	13
7	69	B	James DUNKLEY	MG Metro	14	22:28.985	1:09.272	10.190	72.92	1:33.144	12
8	32	C	Tony DOWLER	MG Metro	14	22:32.593	1:12.880	3.608	72.73	1:33.882	11
9	77	D	Wayne S PARKER	Rover Metro GTi	14	22:49.161	1:29.448	16.568	71.85	1:34.042	13
10	17	B	Nick ISAAC	Rover Metro Gti	14	23:18.064	1:58.351	28.903	70.36	1:33.115	9
11	43	B	James WEBB	Metro Gti	13	21:26.043	1 lap	1 lap	71.03	1:36.240	8
12	1	B	Iain PATTERSON	Rover Metro Gti	13	21:30.982	1 lap	4.939	70.76	1:36.671	9
13	10	B	Miles GENTLE	Rover Metro Gti	13	21:36.534	1 lap	5.552	70.45	1:37.808	9
14	20	B	David HEASMAN	Rover Metro Gti	13	21:37.568	1 lap	1.034	70.40	1:35.935	9
15	91	A	Keith PAGE	MG Metro	13	22:05.995	1 lap	28.427	68.89	1:39.485	2
16	2	D	Ewart KITSON	MG ZR	13	22:06.468	1 lap	0.473	68.86	1:38.687	8
17	11	D	Pete THOMSON	Rover Metro GTi	13	22:08.038	1 lap	1.570	68.78	1:39.274	8
18	90	A	Warren KENNEDY	MG Metro	12	21:51.770	2 laps	1 lap	64.28	1:44.542	2

NOT CLASSIFIED

DNF	74	B	Richard STONE	MG Metro	3	5:12.956	11 laps	9 laps	67.36	1:38.301	3
DNF	38	B	Steve CARTER	MG Metro	3	5:13.418	11 laps	0.462	67.26	1:39.710	2
DNF	88	B	Neal GARDINER	MG Metro	1	1:50.621	13 laps	2 laps	63.52	1:50.621	1
DNF	41	B	David WILLIAMS	Rover Metro Gti	0						

FASTEST LAP

17	B	Nick ISAAC	Rover Metro Gti	9	1:33.115	75.46 mph	121.45 kph
77	D	Wayne S PARKER	Rover Metro GTi	13	1:34.042	74.72 mph	120.25 kph
52	C	Simon WHITE	MG Metro	8	1:29.304	78.68 mph	126.63 kph
91	A	Keith PAGE	MG Metro	2	1:39.485	70.63 mph	113.67 kph

Weather / Track : Cloudy / Dry

These results are provisional until the conclusion of any judicial and technical matters.

Snetterton
Circuit Length = 1.9520 miles
Start: 17:40 End: 18:03

Clerk of Course :

Timekeeper :

MGCC Drayton Manor Park Metro Cup
RACE 9 - LAP CHART

Lap 1			Lap 2			Lap 3			Lap 4			Lap 5		
No	Behind	Laptime	No	Behind	Laptime	No	Behind	Laptime	No	Behind	Laptime	No	Behind	Laptime
52		1:37.447	52		1:29.900	14		1:30.963	14		1:33.200	14		1:32.598
14	0.211	1:37.658	14	0.117	1:29.806	52	0.181	1:31.261	52	0.552	1:33.571	52	0.425	1:32.471
79	1.953	1:39.400	79	3.997	1:31.944	79	4.315	1:31.398	79	7.577	1:36.462	79	9.378	1:34.399
96	6.920	1:44.367	49	11.875	1:34.798	49	15.818	1:35.023	49	21.973	1:39.355	7	26.806	1:37.402
49	6.977	1:44.424	7	13.140	1:35.461	7	16.342	1:34.282	7	22.002	1:38.860	49	27.132	1:37.757
7	7.579	1:45.026	17	14.621	1:36.403	17	19.602	1:36.061	96	24.772	1:38.090	96	29.941	1:37.767
17	8.118	1:45.565	96	15.057	1:38.037	96	19.882	1:35.905	17	27.386	1:40.984	17	32.396	1:37.608
69	8.771	1:46.218	69	15.381	1:36.510	69	20.227	1:35.926	69	27.924	1:40.897	32	33.517	1:37.323
32	9.647	1:47.094	32	16.268	1:36.521	77	21.357	1:36.081	32	28.792	1:40.084	69	33.567	1:38.241
77	10.210	1:47.657	77	16.356	1:36.046	32	21.908	1:36.720	77	30.785	1:42.628	77	38.685	1:40.498
43	11.555	1:49.002	43	18.529	1:36.874	43	25.749	1:38.300	43	34.116	1:41.567	43	41.647	1:40.129
10	12.344	1:49.791	10	20.660	1:38.216	10	27.956	1:38.376	10	37.007	1:42.251	10	44.776	1:40.367
88	13.174	1:50.621	20	24.097	1:39.850	20	32.955	1:39.938	1	40.201	1:39.408	1	45.998	1:38.395
20	14.147	1:51.594	38	25.602	1:39.710	1	33.993	1:37.986	20	42.928	1:43.173	20	50.448	1:40.118
38	15.792	1:53.239	91	26.097	1:39.485	74	34.529	1:38.301	91	47.369	1:44.597	91	57.237	1:42.466
11	16.281	1:53.728	1	27.087	1:37.556	38	34.991	1:40.469	11	49.439	1:45.398	11	1:00.308	1:43.467
91	16.512	1:53.959	74	27.308	1:39.374	91	35.972	1:40.955	2	53.885	1:43.185	2	1:02.839	1:41.552
74	17.834	1:55.281	11	28.627	1:42.246	11	37.241	1:39.694	90	1:12.553	1:49.893	90	1:27.848	1:47.893
2	18.452	1:55.899	2	33.084	1:44.532	2	43.900	1:41.896						
1	19.431	1:56.878	90	34.540	1:44.542	90	55.860	1:52.400						
90	19.898	1:57.345												

MGCC Drayton Manor Park Metro Cup
RACE 9 - LAP CHART

Lap 6			Lap 7			Lap 8			Lap 9			Lap 10		
No	Behind	Laptime	No	Behind	Laptime	No	Behind	Laptime	No	Behind	Laptime	No	Behind	Laptime
14		1:30.928	14		1:30.271	14		1:29.715	14		1:30.292	14		1:30.837
52	0.301	1:30.804	52	0.428	1:30.398	52	0.017	1:29.304	2	1 LAP	1:38.687	52	6.620	1:32.559
79	9.397	1:30.947	79	11.056	1:31.930	79	12.473	1:31.132	52	4.898	1:35.173	91	1 LAP	1:42.049
49	32.229	1:36.025	90	1 LAP	1:47.942	90	1 LAP	1:45.375	79	13.319	1:31.138	11	1 LAP	1:41.499
7	32.240	1:36.362	49	37.303	1:35.345	49	40.907	1:33.319	49	44.401	1:33.786	2	1 LAP	1:41.592
96	33.828	1:34.815	96	38.502	1:34.945	96	41.695	1:32.908	96	45.184	1:33.781	79	13.540	1:31.058
32	38.360	1:35.771	7	38.794	1:36.825	7	43.111	1:34.032	7	46.799	1:33.980	49	47.722	1:34.158
69	38.452	1:35.813	32	43.649	1:35.560	69	47.995	1:33.948	90	1 LAP	1:47.808	96	48.464	1:34.117
77	46.420	1:38.663	69	43.762	1:35.581	32	50.420	1:36.486	69	51.494	1:33.791	7	49.366	1:33.404
43	48.850	1:38.131	77	51.500	1:35.351	77	57.852	1:36.067	32	54.496	1:34.368	69	55.046	1:34.389
1	53.457	1:38.387	43	56.070	1:37.491	43	1:02.595	1:36.240	77	1:02.234	1:34.674	32	57.740	1:34.081
17	53.983	1:52.515	1	1:00.419	1:37.233	1	1:08.201	1:37.497	43	1:08.642	1:36.339	77	1:05.782	1:34.385
10	54.157	1:40.309	10	1:01.867	1:37.981	10	1:10.085	1:37.933	17	1:14.167	1:33.115	43	1:14.792	1:36.987
20	58.444	1:38.924	20	1:06.126	1:37.953	17	1:11.344	1:34.368	1	1:14.580	1:36.671	90	1 LAP	1:59.563
91	1:08.155	1:41.846	17	1:06.691	1:42.979	20	1:13.677	1:37.266	10	1:17.601	1:37.808	17	1:16.512	1:33.182
11	1:10.930	1:41.550	91	1:18.060	1:40.176	91	1:28.402	1:40.057	20	1:19.320	1:35.935	1	1:21.018	1:37.275
2	1:11.929	1:40.018	11	1:20.093	1:39.434	11	1:29.652	1:39.274				10	1:25.343	1:38.579
			2	1:21.423	1:39.765							20	1:26.013	1:37.530

MGCC Drayton Manor Park Metro Cup
RACE 9 - LAP CHART

Lap 11			Lap 12			Lap 13			Lap 14		
No	Behind	Laptime	No	Behind	Laptime	No	Behind	Laptime	No	Behind	Laptime
14		1:29.990	14		1:31.339	14		1:30.487	14		1:31.629
52	6.911	1:30.281	90	2 LAPS	1:46.272	1	1 LAP	1:37.649	52	6.216	1:31.906
79	14.769	1:31.219	20	1 LAP	1:37.900	52	5.939	1:31.024	43	1 LAP	1:39.933
91	1 LAP	1:40.818	10	1 LAP	1:38.596	10	1 LAP	1:37.973	1	1 LAP	1:38.940
11	1 LAP	1:40.831	52	5.402	1:29.830	20	1 LAP	1:38.808	10	1 LAP	1:38.354
2	1 LAP	1:40.746	79	15.094	1:31.664	79	16.085	1:31.478	79	17.121	1:32.665
49	50.893	1:33.161	91	1 LAP	1:39.968	90	2 LAPS	1:48.069	20	1 LAP	1:38.579
96	51.463	1:32.989	2	1 LAP	1:39.344	91	1 LAP	1:39.545	90	2 LAPS	1:44.668
7	52.065	1:32.689	11	1 LAP	1:41.571	2	1 LAP	1:39.083	91	1 LAP	1:40.074
69	58.459	1:33.403	7	54.152	1:33.426	11	1 LAP	1:39.981	2	1 LAP	1:40.169
32	1:01.632	1:33.882	49	54.895	1:35.341	7	56.887	1:33.222	11	1 LAP	1:39.365
77	1:10.788	1:34.996	96	54.944	1:34.820	96	57.108	1:32.651	96	58.204	1:32.725
17	1:21.080	1:34.558	69	1:00.264	1:33.144	49	57.432	1:33.024	7	58.926	1:33.668
43	1:22.176	1:37.374	32	1:05.119	1:34.826	69	1:05.464	1:35.687	49	59.082	1:33.279
1	1:28.135	1:37.107	77	1:14.071	1:34.622	32	1:09.756	1:35.124	69	1:09.272	1:35.437
			17	1:24.746	1:35.005	77	1:17.626	1:34.042	32	1:12.880	1:34.753
			43	1:28.513	1:37.676	17	1:29.931	1:35.672	77	1:29.448	1:43.451
									17	1:58.351	2:00.049

British Motor Heritage 4 Hour Relay Race

RACE 13 - GRID

ROW 11	2 TEAM SLIM	11 THE YOUNG ONES
ROW 10	12 RED/WHITE/BLUE T-TYPES	19 FORC SQUADRA CORSE
ROW 9	26 TEAM BITTY	10 THE BURBLE B's
ROW 8	24 COCKSHOOT CUP	25 MONTY ZOOMERS
ROW 7	21 ZERO EXHAUST	22 PHOENIX RISING
ROW 6	1 METRO MANIACS	20 MISS DAISY
ROW 5	5 TEAM BGTV8	17 LUNAR RACING
ROW 4	7 PARKSIDE RACING TEAM	14 GUTEN MORGEN
ROW 3	6 LOTUS ON TRACK	3 TEAM TOYO TYRES
ROW 2	4 BELFAST FLYERS	9 THE LATE SHOW
ROW 1	13 THINK BDW	15 B MOGS

Pole

Snetterton
Circuit Length = 1.9520 miles

Clerk of Course :

Timekeeper :