



# NATIONAL CHAMPIONSHIP RACE DAY

Thruxton

28th June 2009



Results Provided by Timing Solutions Ltd  
[www.tsl-timing.com](http://www.tsl-timing.com)

**Universal Racing Services Classic Formula Ford 2000 Championship**  
**QUALIFYING - RACE 3 - CLASSIFICATION**

POS	NO	CL	NAME	ENTRY	TIME	ON	LAPS	GAP	DIFF	MPH
1	4	A	<b>Richard WALLINGTON</b>	Van Diemen RF83	<b>1:19.858</b>	11	14			106.20
2	2	A	<b>Ian PEARSON</b>	Van Diemen RF83	<b>1:20.255</b>	10	11	<b>0.397</b>	0.397	105.68
3	50	A	<b>Felix FISHER</b>	Van Diemen RF82	<b>1:20.414</b>	14	15	<b>0.556</b>	0.159	105.47
4	97	A	<b>Lawrence DENNE</b>	Van Diemen RF82	<b>1:20.440</b>	12	14	<b>0.582</b>	0.026	105.43
5	18	A	<b>Tom POPE</b>	Van Diemen RF82	<b>1:20.959</b>	7	12	<b>1.101</b>	0.519	104.76
6	72	A	<b>Andrew STORER</b>	Van Diemen RF82	<b>1:21.627</b>	7	14	<b>1.769</b>	0.668	103.90
7	1	A	<b>Andy HUXTABLE</b>	Van Diemen RF83	<b>1:22.056</b>	12	13	<b>2.198</b>	0.429	103.36
8	56	A	<b>Paul BURT</b>	Van Diemen RF82	<b>1:22.223</b>	13	14	<b>2.365</b>	0.167	103.15
9	75	B	<b>Colin WRIGHT</b>	Reynard SF79	<b>1:22.399</b>	12	13	<b>2.541</b>	0.176	102.93
10	8	B	<b>Malcolm COOK</b>	Van Diemen RF83	<b>1:22.424</b>	2	8	<b>2.566</b>	0.025	102.90
11	48	A	<b>Kevin LEWIS</b>	Van Diemen RF82	<b>1:23.164</b>	10	12	<b>3.306</b>	0.740	101.98
12	45	A	<b>Robert PEARSON</b>	Royale RP30	<b>1:23.387</b>	11	11	<b>3.529</b>	0.223	101.71
13	25	A	<b>Anthony RAINE</b>	Mertyn MK28	<b>1:23.636</b>	9	14	<b>3.778</b>	0.249	101.41
14	40	A	<b>Ken THOROGOOD</b>	Van Diemen RF82	<b>1:24.271</b>	12	13	<b>4.413</b>	0.635	100.64
15	43	A	<b>Jan LANGDON</b>	Reynard SF78	<b>1:24.505</b>	3	9	<b>4.647</b>	0.234	100.36
16	3	A	<b>Richard ROBINSON</b>	Van Diemen RF82	<b>1:24.513</b>	8	11	<b>4.655</b>	0.008	100.35
17	98	A	<b>Rodney TOFT</b>	Van Diemen RF82	<b>1:26.500</b>	10	12	<b>6.642</b>	1.987	98.05
18	24	A	<b>Alan GAPE</b>	Royale RP27	<b>1:31.023</b>	9	9	<b>11.165</b>	4.523	93.18

**Cars 3 + 18 - No working transponder - Please fix before race**

**Car 48 - Please check connection of transponder**

**Weather / Track : Sunny / Dry**

**These results are provisional until the conclusion of any judicial and technical matters.**

Thruxton

Circuit Length = 2.3560 miles

Start: 08:55 End: 09:17

Clerk of Course :

Timekeeper :

# Universal Racing Services Classic Formula Ford 2000 Championship

## QUALIFYING - RACE 3 - LAP ANALYSIS

<b>1</b>	<b>Andy HUXTABLE</b>						A	Van Diemen RF83		
1 -	1:25.816	+ 3.760	8:59:03.347	8 -	1:22.850	+ 0.794	9:08:51.884			
2 -	1:25.136	+ 3.080	9:00:28.483	9 -	1:22.263	+ 0.207	9:10:14.147			
3 -	1:25.491	+ 3.435	9:01:53.974	10 -	1:23.518	+ 1.462	9:11:37.665			
4 -	1:24.228	+ 2.172	9:03:18.202	11 -	1:24.201	+ 2.145	9:13:01.866			
5 -	1:23.379	+ 1.323	9:04:41.581	12 -	<b>1:22.056</b>		<b>9:14:23.922</b>			
6 -	1:23.645	+ 1.589	9:06:05.226	13 -	1:22.198	+ 0.142	9:15:46.120			
7 -	1:23.808	+ 1.752	9:07:29.034							
<b>2</b>	<b>Ian PEARSON</b>						A	Van Diemen RF83		
1 -	1:23.489	+ 3.234	8:59:31.442	7 -	1:20.463	+ 0.208	9:07:37.995			
2 -	1:21.616	+ 1.361	9:00:53.058	8 -	4:27.399	+ 3:07.144	9:12:05.394			
3 -	1:21.079	+ 0.824	9:02:14.137	9 -	1:20.345	+ 0.090	9:13:25.739			
4 -	1:21.022	+ 0.767	9:03:35.159	10 -	<b>1:20.255</b>		<b>9:14:45.994</b>			
5 -	1:21.238	+ 0.983	9:04:56.397	11 -	1:20.686	+ 0.431	9:16:06.680			
6 -	1:21.135	+ 0.880	9:06:17.532							
<b>3</b>	<b>Richard ROBINSON</b>						A	Van Diemen RF82		
1 -	1:32.709	+ 8.196	9:00:29.598	7 -	1:25.155	+ 0.642	9:10:31.545			
2 -	1:27.931	+ 3.418	9:01:57.529	8 -	<b>1:24.513</b>		<b>9:11:56.058</b>			
3 -	1:27.419	+ 2.906	9:03:24.948	9 -	1:24.979	+ 0.466	9:13:21.037			
4 -	1:26.973	+ 2.460	9:04:51.921	10 -	1:24.797	+ 0.284	9:14:45.834			
5 -	2:49.946	+ 1:25.433	9:07:41.867	11 -	1:28.588	+ 4.075	9:16:14.422			
6 -	1:24.523	+ 0.010	9:09:06.390							
<b>4</b>	<b>Richard WALLINGTON</b>						A	Van Diemen RF83		
1 -	1:27.099	+ 7.241	8:58:53.245	8 -	1:20.288	+ 0.430	9:08:16.942			
2 -	1:21.042	+ 1.184	9:00:14.287	9 -	1:20.091	+ 0.233	9:09:37.033			
3 -	1:20.525	+ 0.667	9:01:34.812	10 -	1:20.182	+ 0.324	9:10:57.215			
4 -	1:20.405	+ 0.547	9:02:55.217	11 -	<b>1:19.858</b>		<b>9:12:17.073</b>			
5 -	1:20.803	+ 0.945	9:04:16.020	12 -	1:20.261	+ 0.403	9:13:37.334			
6 -	1:20.201	+ 0.343	9:05:36.221	13 -	1:20.389	+ 0.531	9:14:57.723			
7 -	1:20.433	+ 0.575	9:06:56.654	14 -	1:19.881	+ 0.023	9:16:17.604			
<b>8</b>	<b>Malcolm COOK</b>						B	Van Diemen RF83		
1 -	1:28.234	+ 5.810	8:58:53.525	5 -	1:25.646	+ 3.222	9:04:38.986			
2 -	<b>1:22.424</b>		<b>9:00:15.949</b>	6 -	1:25.737	+ 3.313	9:06:04.723			
3 -	1:23.763	+ 1.339	9:01:39.712	7 -	1:27.176	+ 4.752	9:07:31.899			
4 -	1:33.628	+ 11.204	9:03:13.340	8 -	1:26.833	+ 4.409	9:08:58.732			
<b>18</b>	<b>Tom POPE</b>						A	Van Diemen RF82		
1 -	1:26.177	+ 5.218	8:58:46.646	7 -	<b>1:20.959</b>		<b>9:09:43.158</b>			
2 -	2:45.562	+ 1:24.603	9:01:32.208	8 -	1:21.771	+ 0.812	9:11:04.929			
3 -	2:45.594	+ 1:24.635	9:04:17.802	9 -	1:21.073	+ 0.114	9:12:26.002			
4 -	1:21.786	+ 0.827	9:05:39.588	10 -	1:21.262	+ 0.303	9:13:47.264			
5 -	1:21.184	+ 0.225	9:07:00.772	11 -	1:21.403	+ 0.444	9:15:08.667			
6 -	1:21.427	+ 0.468	9:08:22.199	12 -	1:21.297	+ 0.338	9:16:29.964			
<b>24</b>	<b>Alan GAPE</b>						A	Royale RP27		
1 -	1:35.473	+ 4.450	8:58:58.889	6 -	1:32.085	+ 1.062	9:06:46.646			
2 -	1:33.184	+ 2.161	9:00:32.073	7 -	1:31.705	+ 0.682	9:08:18.351			
3 -	1:34.262	+ 3.239	9:02:06.335	8 -	1:31.928	+ 0.905	9:09:50.279			
4 -	1:33.991	+ 2.968	9:03:40.326	9 -	<b>1:31.023</b>		<b>9:11:21.302</b>			
5 -	1:34.235	+ 3.212	9:05:14.561							
<b>25</b>	<b>Anthony RAINE</b>						A	Merlyn MK28		
1 -	1:35.106	+ 11.470	8:58:10.991	8 -	1:24.982	+ 1.346	9:08:04.286			
2 -	1:25.501	+ 1.865	8:59:36.492	9 -	<b>1:23.636</b>		<b>9:09:27.922</b>			
3 -	1:24.848	+ 1.212	9:01:01.340	10 -	1:24.560	+ 0.924	9:10:52.482			
4 -	1:24.116	+ 0.480	9:02:25.456	11 -	1:24.145	+ 0.509	9:12:16.627			
5 -	1:24.270	+ 0.634	9:03:49.726	12 -	1:23.808	+ 0.172	9:13:40.435			
6 -	1:25.587	+ 1.951	9:05:15.313	13 -	1:24.297	+ 0.661	9:15:04.732			
7 -	1:23.991	+ 0.355	9:06:39.304	14 -	1:24.135	+ 0.499	9:16:28.867			

Thruxton  
Circuit Length = 2.3560 miles  
Start: 08:55 End: 09:17

Weather / Track : Sunny / Dry

# Universal Racing Services Classic Formula Ford 2000 Championship

## QUALIFYING - RACE 3 - LAP ANALYSIS

<b>40</b>	<b>Ken THOROGOOD</b>		A Van Diemen RF82				
1 -	1:31.899	+ 7.628	8:58:29.625	8 -	1:27.175	+ 2.904	9:08:44.943
2 -	1:30.608	+ 6.337	9:00:00.233	9 -	1:27.419	+ 3.148	9:10:12.362
3 -	1:29.689	+ 5.418	9:01:29.922	10 -	1:25.067	+ 0.796	9:11:37.429
4 -	1:28.039	+ 3.768	9:02:57.961	11 -	1:25.861	+ 1.590	9:13:03.290
5 -	1:27.043	+ 2.772	9:04:25.004	12 -	<b>1:24.271</b>		<b>9:14:27.561</b>
6 -	1:26.962	+ 2.691	9:05:51.966	13 -	1:26.214	+ 1.943	9:15:53.775
7 -	1:25.802	+ 1.531	9:07:17.768				
<b>43</b>	<b>Jan LANGDON</b>		A Reynard SF78				
1 -	1:31.445	+ 6.940	9:00:09.463	6 -	1:24.843	+ 0.338	9:07:20.790
2 -	1:26.997	+ 2.492	9:01:36.460	7 -	1:24.629	+ 0.124	9:08:45.419
3 -	<b>1:24.505</b>		<b>9:03:00.965</b>	8 -	1:25.027	+ 0.522	9:10:10.446
4 -	1:24.761	+ 0.256	9:04:25.726	9 -	1:25.275	+ 0.770	9:11:35.721
5 -	1:30.221	+ 5.716	9:05:55.947				
<b>45</b>	<b>Robert PEARSON</b>		A Royale RP30				
1 -	1:32.058	+ 8.671	9:01:46.945	7 -	1:24.543	+ 1.156	9:10:22.249
2 -	1:27.494	+ 4.107	9:03:14.439	8 -	1:23.954	+ 0.567	9:11:46.203
3 -	1:25.719	+ 2.332	9:04:40.158	9 -	1:24.774	+ 1.387	9:13:10.977
4 -	1:26.181	+ 2.794	9:06:06.339	10 -	1:24.001	+ 0.614	9:14:34.978
5 -	1:24.893	+ 1.506	9:07:31.232	11 -	<b>1:23.387</b>		<b>9:15:58.365</b>
6 -	1:26.474	+ 3.087	9:08:57.706				
<b>48</b>	<b>Kevin LEWIS</b>		A Van Diemen RF82				
1 -	1:33.300	+ 10.136	9:00:17.484	7 -	1:24.605	+ 1.441	9:08:47.231
2 -	1:26.899	+ 3.735	9:01:44.383	8 -	1:24.042	+ 0.878	9:10:11.273
3 -	1:24.811	+ 1.647	9:03:09.194	9 -	1:23.498	+ 0.334	9:11:34.771
4 -	1:24.794	+ 1.630	9:04:33.988	10 -	<b>1:23.164</b>		<b>9:12:57.935</b>
5 -	1:24.415	+ 1.251	9:05:58.403	11 -	1:25.401	+ 2.237	9:14:23.336
6 -	1:24.223	+ 1.059	9:07:22.626	12 -	1:23.645	+ 0.481	9:15:46.981
<b>50</b>	<b>Felix FISHER</b>		A Van Diemen RF82				
1 -	1:39.633	+ 19.219	8:56:55.940	9 -	1:20.600	+ 0.186	9:08:03.133
2 -	1:28.041	+ 7.627	8:58:23.981	10 -	1:22.033	+ 1.619	9:09:25.166
3 -	1:24.313	+ 3.899	8:59:48.294	11 -	1:20.834	+ 0.420	9:10:46.000
4 -	1:23.576	+ 3.162	9:01:11.870	12 -	1:20.847	+ 0.433	9:12:06.847
5 -	1:21.044	+ 0.630	9:02:32.914	13 -	1:21.399	+ 0.985	9:13:28.246
6 -	1:22.293	+ 1.879	9:03:55.207	14 -	<b>1:20.414</b>		<b>9:14:48.660</b>
7 -	1:23.571	+ 3.157	9:05:18.778	15 -	1:22.839	+ 2.425	9:16:11.499
8 -	1:23.755	+ 3.341	9:06:42.533				
<b>56</b>	<b>Paul BURT</b>		A Van Diemen RF82				
1 -	1:26.572	+ 4.349	8:58:16.591	8 -	1:22.562	+ 0.339	9:08:06.422
2 -	1:23.794	+ 1.571	8:59:40.385	9 -	1:22.508	+ 0.285	9:09:28.930
3 -	1:23.036	+ 0.813	9:01:03.421	10 -	1:23.558	+ 1.335	9:10:52.488
4 -	1:23.570	+ 1.347	9:02:26.991	11 -	1:22.887	+ 0.664	9:12:15.375
5 -	1:22.961	+ 0.738	9:03:49.952	12 -	1:23.414	+ 1.191	9:13:38.789
6 -	1:29.573	+ 7.350	9:05:19.525	13 -	<b>1:22.223</b>		<b>9:15:01.012</b>
7 -	1:24.335	+ 2.112	9:06:43.860	14 -	1:22.606	+ 0.383	9:16:23.618
<b>72</b>	<b>Andrew STORER</b>		A Van Diemen RF82				
1 -	1:28.979	+ 7.352	8:58:33.507	8 -	1:23.487	+ 1.860	9:08:14.056
2 -	1:24.385	+ 2.758	8:59:57.892	9 -	1:22.624	+ 0.997	9:09:36.680
3 -	1:22.523	+ 0.896	9:01:20.415	10 -	1:22.369	+ 0.742	9:10:59.049
4 -	1:24.447	+ 2.820	9:02:44.862	11 -	1:22.334	+ 0.707	9:12:21.383
5 -	1:22.267	+ 0.640	9:04:07.129	12 -	1:21.800	+ 0.173	9:13:43.183
6 -	1:21.813	+ 0.186	9:05:28.942	13 -	1:21.655	+ 0.028	9:15:04.838
7 -	<b>1:21.627</b>		<b>9:06:50.569</b>	14 -	1:22.182	+ 0.555	9:16:27.020
<b>75</b>	<b>Colin WRIGHT</b>		B Reynard SF79				
1 -	1:27.358	+ 4.959	8:58:21.474	8 -	1:26.807	+ 4.408	9:08:18.474
2 -	1:24.860	+ 2.461	8:59:46.334	9 -	1:24.192	+ 1.793	9:09:42.666

Thruxton  
Circuit Length = 2.3560 miles  
Start: 08:55 End: 09:17

Weather / Track : Sunny / Dry


# Universal Racing Services Classic Formula Ford 2000 Championship

## QUALIFYING - RACE 3 - LAP ANALYSIS

3 -	1:27.469	+ 5.070	9:01:13.803	10 -	1:25.143	+ 2.744	9:11:07.809
4 -	1:25.306	+ 2.907	9:02:39.109	11 -	1:23.432	+ 1.033	9:12:31.241
5 -	1:23.380	+ 0.981	9:04:02.489	12 -	<b>1:22.399</b>		<b>9:13:53.640</b>
6 -	1:24.128	+ 1.729	9:05:26.617	13 -	1:22.872	+ 0.473	9:15:16.512
7 -	1:25.050	+ 2.651	9:06:51.667				
<b>97</b>	<b>Lawrence DENNE</b>		A		Van Diemen RF82		
1 -	1:27.410	+ 6.970	8:58:44.183	8 -	1:21.001	+ 0.561	9:08:22.840
2 -	1:25.659	+ 5.219	9:00:09.842	9 -	1:21.238	+ 0.798	9:09:44.078
3 -	1:23.543	+ 3.103	9:01:33.385	10 -	1:22.359	+ 1.919	9:11:06.437
4 -	1:22.474	+ 2.034	9:02:55.859	11 -	1:20.974	+ 0.534	9:12:27.411
5 -	1:21.070	+ 0.630	9:04:16.929	12 -	<b>1:20.440</b>		<b>9:13:47.851</b>
6 -	1:21.878	+ 1.438	9:05:38.807	13 -	1:21.085	+ 0.645	9:15:08.936
7 -	1:23.032	+ 2.592	9:07:01.839	14 -	1:21.210	+ 0.770	9:16:30.146
<b>98</b>	<b>Rodney TOFT</b>		A		Van Diemen RF82		
1 -	1:31.210	+ 4.710	8:59:45.493	7 -	1:27.964	+ 1.464	9:08:37.664
2 -	1:29.811	+ 3.311	9:01:15.304	8 -	1:26.765	+ 0.265	9:10:04.429
3 -	1:29.507	+ 3.007	9:02:44.811	9 -	1:26.828	+ 0.328	9:11:31.257
4 -	1:28.151	+ 1.651	9:04:12.962	10 -	<b>1:26.500</b>		<b>9:12:57.757</b>
5 -	1:28.727	+ 2.227	9:05:41.689	11 -	1:30.568	+ 4.068	9:14:28.325
6 -	1:28.011	+ 1.511	9:07:09.700	12 -	1:26.823	+ 0.323	9:15:55.148

# Universal Racing Services Classic Formula Ford 2000 Championship

## RACE 3 - GRID

ROW 9	1:26.500 98 Rodney TOFT	1:31.023 24 Alan GAPE
ROW 8	1:24.505 43 Jan LANGDON	1:24.513 3 Richard ROBINSON
ROW 7	1:23.636 25 Anthony RAINE	1:24.271 40 Ken THOROGOOD
ROW 6	1:23.164 48 Kevin LEWIS	1:23.387 45 Robert PEARSON
ROW 5	1:22.399 75 Colin WRIGHT	1:22.424 8 Malcolm COOK
ROW 4	1:22.056 1 Andy HUXTABLE	1:22.223 56 Paul BURT
ROW 3	1:20.959 18 Tom POPE	1:21.627 72 Andrew STORER
ROW 2	1:20.414 50 Felix FISHER	1:20.440 97 Lawrence DENNE
ROW 1	1:19.858 4 Richard WALLINGTON	1:20.255 2 Ian PEARSON
<b>Pole</b>		
		

Thruxton  
Circuit Length = 2.3560 miles

**These results are provisional until the conclusion of any judicial and technical matters.**

Clerk of Course :

Timekeeper :

# Universal Racing Services Classic Formula Ford 2000 Championship

## RACE 3 - CLASSIFICATION

POS	NO	CL	NAME	ENTRY	LAPS	TIME	GAP	DIFF	MPH	BEST	ON
1	50	A	Felix FISHER	Van Diemen RF82	12	16:12.032			104.70	1:20.083	10
2	2	A	Ian PEARSON	Van Diemen RF83	12	16:13.858	1.826	1.826	104.51	1:20.112	4
3	4	A	Richard WALLINGTON	Van Diemen RF83	12	16:14.806	2.774	0.948	104.40	1:20.263	4
4	97	A	Lawrence DENNE	Van Diemen RF82	12	16:27.673	15.641	12.867	103.04	1:21.151	4
5	18	A	Tom POPE	Van Diemen RF82	12	16:31.887	19.855	4.214	102.61	1:21.546	12
6	1	A	Andy HUXTABLE	Van Diemen RF83	12	16:33.439	21.407	1.552	102.45	1:21.511	12
7	56	A	Paul BURT	Van Diemen RF82	12	16:43.531	31.499	10.092	101.42	1:21.843	3
8	8	B	Malcolm COOK	Van Diemen RF83	12	16:56.960	44.928	13.429	100.08	1:23.322	6
9	48	A	Kevin LEWIS	Van Diemen RF82	12	16:58.017	45.985	1.057	99.97	1:23.289	10
10	40	A	Ken THOROGOOD	Van Diemen RF82	12	16:58.369	46.337	0.352	99.94	1:23.309	10
11	75	B	Colin WRIGHT	Reynard SF79	12	16:59.121	47.089	0.752	99.86	1:23.460	2
12	25	A	Anthony RAINE	Mertyn MK28	12	17:06.773	54.741	7.652	99.12	1:24.242	5
13	72	A	Andrew STORER	Van Diemen RF82	12	17:23.593	1:11.561	16.820	97.52	1:21.819	3
14	3	A	Richard ROBINSON	Van Diemen RF82	12	17:37.147	1:25.115	13.554	96.27	1:25.860	9
15	98	A	Rodney TOFT	Van Diemen RF82	12	17:38.126	1:26.094	0.979	96.18	1:25.970	9
16	43	A	Jan LANGDON	Reynard SF78	11	16:47.325	1 lap	1 lap	92.61	1:24.950	11
17	24	A	Alan GAPE	Royale RP27	10	17:01.010	2 laps	1 lap	83.07	1:31.958	8
NOT CLASSIFIED											
DNF	45	A	Robert PEARSON	Royale RP30	9	13:06.407	3 laps	1 lap	97.06	1:25.264	8
FASTEST LAP											
50	A	Felix FISHER	Van Diemen RF82	10	1:20.083	105.90 mph	170.44 kph				
8	B	Malcolm COOK	Van Diemen RF83	6	1:23.322	101.79 mph	163.81 kph				

Weather / Track : Bright / Dry  
 These results are provisional until the conclusion of any judicial and technical matters.

Thruxton  
 Circuit Length = 2.3560 miles  
 Start: 15:05 End: 15:23

Clerk of Course :	Timekeeper :
-------------------	--------------

# Universal Racing Services Classic Formula Ford 2000 Championship

## RACE 3 - LAP CHART

Lap 1			Lap 2			Lap 3			Lap 4			Lap 5		
No	Behind	Laptime	No	Behind	Laptime	No	Behind	Laptime	No	Behind	Laptime	No	Behind	Laptime
50		1:26.116	50		1:20.497	50		1:20.546	50		1:20.538	50		1:20.675
2	0.618	1:26.734	2	0.701	1:20.580	2	0.724	1:20.569	2	0.298	1:20.112	2	0.291	1:20.668
4	0.932	1:27.048	4	1.302	1:20.867	4	1.185	1:20.429	4	0.910	1:20.263	4	0.818	1:20.583
97	2.249	1:28.365	97	3.256	1:21.504	97	4.202	1:21.492	97	4.815	1:21.151	97	6.051	1:21.911
1	2.970	1:29.086	1	4.547	1:22.074	1	6.528	1:22.527	1	8.151	1:22.161	1	9.698	1:22.222
72	4.191	1:30.307	72	6.042	1:22.348	72	7.315	1:21.819	18	8.871	1:21.747	18	10.231	1:22.035
18	4.342	1:30.458	18	6.563	1:22.718	18	7.662	1:21.645	56	10.901	1:22.529	56	13.292	1:23.066
56	4.901	1:31.017	56	7.613	1:23.209	56	8.910	1:21.843	75	15.402	1:23.846	75	18.754	1:24.027
75	5.573	1:31.689	75	8.536	1:23.460	75	12.094	1:24.104	8	17.107	1:24.361	8	19.956	1:23.524
8	6.720	1:32.836	8	9.913	1:23.690	8	13.284	1:23.917	40	18.285	1:23.857	40	21.354	1:23.744
48	7.446	1:33.562	40	11.403	1:24.036	40	14.966	1:24.109	48	18.998	1:24.332	48	22.283	1:23.960
40	7.864	1:33.980	48	11.735	1:24.786	48	15.204	1:24.015	25	20.443	1:24.455	25	24.010	1:24.242
25	8.416	1:34.532	25	12.702	1:24.783	25	16.526	1:24.370	45	28.969	1:25.563	45	34.801	1:26.507
3	9.153	1:35.269	45	18.682	1:29.064	45	23.944	1:25.808	72	32.411	1:45.634	72	34.908	1:23.172
43	9.410	1:35.526	98	21.565	1:28.977	98	28.286	1:27.267	24	1 LAP	2:40.937	98	41.495	1:27.182
45	10.115	1:36.231	3	24.381	1:35.725	3	29.732	1:25.897	98	34.988	1:27.240	3	42.017	1:27.187
98	13.085	1:39.201	24	32.688	1:39.668	43	1:12.844	1:26.030	3	35.505	1:26.311	24	1 LAP	1:42.762
24	13.517	1:39.633	43	1:07.360	2:18.447				43	1:18.142	1:25.836			

# Universal Racing Services Classic Formula Ford 2000 Championship

## RACE 3 - LAP CHART

Lap 6			Lap 7			Lap 8			Lap 9			Lap 10		
No	Behind	Laptime	No	Behind	Laptime	No	Behind	Laptime	No	Behind	Laptime	No	Behind	Laptime
50		1:20.403	50		1:20.836	50		1:20.197	50		1:20.792	50		1:20.083
2	0.332	1:20.444	2	0.477	1:20.981	24	2 LAPS	1:34.135	2	1.400	1:21.197	2	1.786	1:20.469
4	0.824	1:20.409	4	0.875	1:20.887	2	0.995	1:20.715	4	1.727	1:21.064	4	2.221	1:20.577
43	1 LAP	1:26.834	43	1 LAP	1:25.444	4	1.455	1:20.777	97	11.265	1:21.649	97	13.518	1:22.336
97	7.302	1:21.654	97	8.912	1:22.446	97	10.408	1:21.693	24	2 LAPS	1:33.859	18	17.691	1:22.361
18	11.731	1:21.903	18	12.789	1:21.894	18	14.418	1:21.826	18	15.413	1:21.787	1	19.637	1:22.147
1	11.798	1:22.503	1	13.244	1:22.282	43	1 LAP	1:26.545	1	17.573	1:23.324	24	2 LAPS	1:31.958
56	15.808	1:22.919	56	18.586	1:23.614	1	15.041	1:21.994	43	1 LAP	1:25.957	43	1 LAP	1:25.356
75	22.327	1:23.976	75	25.139	1:23.648	56	21.427	1:23.038	56	23.153	1:22.518	56	26.198	1:23.128
8	22.875	1:23.322	8	25.803	1:23.764	75	29.007	1:24.065	75	31.839	1:23.624	75	35.732	1:23.976
40	24.678	1:23.727	40	27.583	1:23.741	8	29.559	1:23.953	8	32.528	1:23.761	8	36.386	1:23.941
48	25.348	1:23.468	48	28.449	1:23.937	40	31.409	1:24.023	40	34.132	1:23.515	40	37.358	1:23.309
25	28.131	1:24.524	25	31.542	1:24.247	48	31.660	1:23.408	48	34.501	1:23.633	48	37.707	1:23.289
72	37.620	1:23.115	72	39.132	1:22.348	25	35.741	1:24.396	25	39.281	1:24.332	25	43.945	1:24.747
45	41.068	1:26.670	45	45.965	1:25.733	72	40.891	1:21.956	72	42.440	1:22.341	72	44.500	1:22.143
3	48.401	1:26.787	3	54.603	1:27.038	45	51.032	1:25.264	45	55.807	1:25.567	98	1:13.665	1:27.241
98	49.199	1:28.107	98	55.353	1:26.990	3	1:00.711	1:26.305	3	1:05.779	1:25.860	3	1:13.736	1:28.040
24	1 LAP	1:32.806				98	1:01.329	1:26.173	98	1:06.507	1:25.970			

# Universal Racing Services Classic Formula Ford 2000 Championship

## RACE 3 - LAP CHART

Lap 11			Lap 12		
No	Behind	Laptime	No	Behind	Laptime
50		1:20.532	50		1:20.817
2	1.912	1:20.658	2	1.826	1:20.731
4	2.715	1:21.026	4	2.774	1:20.876
97	14.948	1:21.962	97	15.641	1:21.510
18	19.126	1:21.967	18	19.855	1:21.546
1	20.713	1:21.608	1	21.407	1:21.511
56	29.210	1:23.544	56	31.499	1:23.106
43	1 LAP	1:26.400	43	1 LAP	1:24.950
24	2 LAPS	1:32.942	8	44.928	1:25.213
75	39.507	1:24.307	48	45.985	1:26.049
8	40.532	1:24.678	40	46.337	1:26.278
48	40.753	1:23.578	75	47.089	1:28.399
40	40.876	1:24.050	24	2 LAPS	1:32.310
25	50.363	1:26.950	25	54.741	1:25.195
72	1:07.468	1:43.500	72	1:11.561	1:24.910
3	1:19.713	1:26.509	3	1:25.115	1:26.219
98	1:20.346	1:27.213	98	1:26.094	1:26.565

**Bernard Baxter Engineering / URS Classic Formula Ford 1600 Championship**  
**QUALIFYING - RACE 1 - CLASSIFICATION**

POS	NO	CL	NAME	ENTRY	TIME	ON	LAPS	GAP	DIFF	MPH
1	7	A	Jon NASH	Van Diemen RF80	1:26.759	8	8			97.76
2	31	A	Oliver ROBINSON	Van Diemen RF81	1:26.805	4	5	0.046	0.046	97.70
3	84	A	Colin WILLIAMS	PRS RW01	1:27.039	6	9	0.280	0.234	97.44
4	49	B	Andrew SMITH	Van Diemen FA73	1:27.605	4	9	0.846	0.566	96.81
5	40	B	Peter LAVENDER	Ford Merlyn MK11A/17	1:27.823	8	9	1.064	0.218	96.57
6	32	A	David MALPAS	Van Diemen RF78	1:28.012	4	7	1.253	0.189	96.36
7	13	A	Stuart KESTENBAUM	Van Diemen RF79	1:28.107	6	9	1.348	0.095	96.26
8	69	B	Dave LOWE	Lotus 69	1:28.214	9	9	1.455	0.107	96.14
9	21	A	Steve PEARCE	Van Diemen RF78	1:28.859	8	9	2.100	0.645	95.44
10	10	A	James GOWENS	PRS RH01	1:29.205	6	9	2.446	0.346	95.07
11	14	A	Steve BELL	Royale RP29	1:29.249	6	9	2.490	0.044	95.03
12	27	A	Ian McMILLAN	Crossle 45F	1:29.423	8	9	2.664	0.174	94.84
13	28	A	Alan FINCHAM	Van Diemen RF80	1:29.678	9	9	2.919	0.255	94.57
14	55	A	Roger NEWMAN	Van Diemen RF80	1:29.692	7	9	2.933	0.014	94.56
15	34	A	Philip NORRIS	Royale RP26	1:32.384	8	9	5.625	2.692	91.80
16	36	A	Andy HODSON	Van Diemen RF80	1:33.687	8	8	6.928	1.303	90.53
17	22	A	Michael WHITEHEAD	Van Diemen RF78	1:35.005	7	8	8.246	1.318	89.27
18	88	A	Jonathan GREENWOOD	Dulon MP15	1:35.136	7	8	8.377	0.131	89.15
19	61	A	Ian MILLWARD	Van Diemen RF80	1:35.590	8	8	8.831	0.454	88.72
20	11	A	Michael SAUNDERS	Hawke DL11	1:44.436	2	7	17.677	8.846	81.21

Weather / Track : Sunny / Dry

These results are provisional until the conclusion of any judicial and technical matters.

Thruxton  
 Circuit Length = 2.3560 miles  
 Start: 10:45 End: 11:01

Clerk of Course :		Timekeeper :
-------------------	--	--------------

# Bernard Baxter Engineering / URS Classic Formula Ford 1600 Championship

## QUALIFYING - RACE 1 - LAP ANALYSIS

<b>7</b>	<b>Jon NASH</b>		A Van Diemen RF80				
1 -	1:31.827	+ 5.068	10:50:29.365	5 -	1:29.113	+ 2.354	10:56:23.193
2 -	1:28.582	+ 1.823	10:51:57.947	6 -	1:27.943	+ 1.184	10:57:51.136
3 -	1:27.237	+ 0.478	10:53:25.184	7 -	1:27.881	+ 1.122	10:59:19.017
4 -	1:28.896	+ 2.137	10:54:54.080	8 -	<b>1:26.759</b>		<b>11:00:45.776</b>
<b>10</b>	<b>James GOWENS</b>		A PRS RH01				
1 -	1:35.218	+ 6.013	10:48:43.593	6 -	<b>1:29.205</b>		<b>10:56:41.107</b>
2 -	1:56.716	+ 27.511	10:50:40.309	7 -	1:30.442	+ 1.237	10:58:11.549
3 -	1:31.631	+ 2.426	10:52:11.940	8 -	1:30.198	+ 0.993	10:59:41.747
4 -	1:29.776	+ 0.571	10:53:41.716	9 -	1:44.687	+ 15.482	11:01:26.434
5 -	1:30.186	+ 0.981	10:55:11.902				
<b>11</b>	<b>Michael SAUNDERS</b>		A Hawke DL11				
1 -	2:17.107	+ 32.671	10:49:22.617	5 -	1:49.857	+ 5.421	10:56:32.182
2 -	<b>1:44.436</b>		<b>10:51:07.053</b>	6 -	1:47.750	+ 3.314	10:58:19.932
3 -	1:47.561	+ 3.125	10:52:54.614	7 -	1:49.800	+ 5.364	11:00:09.732
4 -	1:47.711	+ 3.275	10:54:42.325				
<b>13</b>	<b>Stuart KESTENBAUM</b>		A Van Diemen RF79				
1 -	1:30.315	+ 2.208	10:48:16.081	6 -	<b>1:28.107</b>		<b>10:55:42.043</b>
2 -	1:29.640	+ 1.533	10:49:45.721	7 -	1:28.862	+ 0.755	10:57:10.905
3 -	1:29.661	+ 1.554	10:51:15.382	8 -	1:28.397	+ 0.290	10:58:39.302
4 -	1:29.271	+ 1.164	10:52:44.653	9 -	1:29.926	+ 1.819	11:00:09.228
5 -	1:29.283	+ 1.176	10:54:13.936				
<b>14</b>	<b>Steve BELL</b>		A Royale RP29				
1 -	1:33.720	+ 4.471	10:49:29.720	6 -	<b>1:29.249</b>		<b>10:57:01.905</b>
2 -	1:31.636	+ 2.387	10:51:01.356	7 -	1:30.400	+ 1.151	10:58:32.305
3 -	1:31.678	+ 2.429	10:52:33.034	8 -	1:29.983	+ 0.734	11:00:02.288
4 -	1:29.428	+ 0.179	10:54:02.462	9 -	1:30.160	+ 0.911	11:01:32.448
5 -	1:30.194	+ 0.945	10:55:32.656				
<b>21</b>	<b>Steve PEARCE</b>		A Van Diemen RF78				
1 -	1:35.842	+ 6.983	10:49:06.382	6 -	1:29.076	+ 0.217	10:56:37.454
2 -	1:32.503	+ 3.644	10:50:38.885	7 -	1:36.846	+ 7.987	10:58:14.300
3 -	1:29.997	+ 1.138	10:52:08.882	8 -	<b>1:28.859</b>		<b>10:59:43.159</b>
4 -	1:30.025	+ 1.166	10:53:38.907	9 -	1:34.668	+ 5.809	11:01:17.827
5 -	1:29.471	+ 0.612	10:55:08.378				
<b>22</b>	<b>Michael WHITEHEAD</b>		A Van Diemen RF78				
1 -	1:40.462	+ 5.457	10:49:02.966	5 -	1:38.519	+ 3.514	10:55:34.479
2 -	1:38.844	+ 3.839	10:50:41.810	6 -	1:37.416	+ 2.411	10:57:11.895
3 -	1:37.597	+ 2.592	10:52:19.407	7 -	<b>1:35.005</b>		<b>10:58:46.900</b>
4 -	1:36.553	+ 1.548	10:53:55.960	8 -	1:36.882	+ 1.877	11:00:23.782
<b>27</b>	<b>Ian McMILLAN</b>		A Crossle 45F				
1 -	1:35.527	+ 6.104	10:48:53.224	6 -	1:31.061	+ 1.638	10:56:27.534
2 -	1:31.490	+ 2.067	10:50:24.714	7 -	1:30.742	+ 1.319	10:57:58.276
3 -	1:29.969	+ 0.546	10:51:54.683	8 -	<b>1:29.423</b>		<b>10:59:27.699</b>
4 -	1:31.542	+ 2.119	10:53:26.225	9 -	1:30.233	+ 0.810	11:00:57.932
5 -	1:30.248	+ 0.825	10:54:56.473				
<b>28</b>	<b>Alan FINCHAM</b>		A Van Diemen RF80				
1 -	1:35.438	+ 5.760	10:48:33.056	6 -	1:31.045	+ 1.367	10:56:16.786
2 -	1:33.703	+ 4.025	10:50:06.759	7 -	1:31.345	+ 1.667	10:57:48.131
3 -	1:32.900	+ 3.222	10:51:39.659	8 -	1:30.804	+ 1.126	10:59:18.935
4 -	1:33.370	+ 3.692	10:53:13.029	9 -	<b>1:29.678</b>		<b>11:00:48.613</b>
5 -	1:32.712	+ 3.034	10:54:45.741				
<b>31</b>	<b>Oliver ROBINSON</b>		A Van Diemen RF81				
1 -	5:12.371	+ 3:45.566	10:54:45.163	4 -	<b>1:26.805</b>		<b>10:59:09.102</b>
2 -	1:28.847	+ 2.042	10:56:14.010	5 -	1:27.286	+ 0.481	11:00:36.388

Thrupton  
Circuit Length = 2.3560 miles  
Start: 10:45 End: 11:01

Weather / Track : Sunny / Dry

# Bernard Baxter Engineering / URS Classic Formula Ford 1600 Championship

## QUALIFYING - RACE 1 - LAP ANALYSIS

3	-	1:28.287	+ 1.482	10:57:42.297					
<b>32</b>	<b>David MALPAS</b>		A		<b>Van Diemen RF78</b>				
1	-	1:34.373	+ 6.361	10:48:45.939	5	-	1:29.673	+ 1.661	10:57:47.212
2	-	1:29.870	+ 1.858	10:50:15.809	6	-	1:29.220	+ 1.208	10:59:16.432
3	-	4:33.718	+ 3:05.706	10:54:49.527	7	-	1:28.691	+ 0.679	11:00:45.123
4	-	<b>1:28.012</b>		<b>10:56:17.539</b>					
<b>34</b>	<b>Philip NORRIS</b>		A		<b>Royale RP26</b>				
1	-	1:39.268	+ 6.884	10:48:55.107	6	-	1:33.168	+ 0.784	10:56:47.399
2	-	1:35.209	+ 2.825	10:50:30.316	7	-	1:32.619	+ 0.235	10:58:20.018
3	-	1:33.648	+ 1.264	10:52:03.964	8	-	<b>1:32.384</b>		<b>10:59:52.402</b>
4	-	1:35.763	+ 3.379	10:53:39.727	9	-	1:33.139	+ 0.755	11:01:25.541
5	-	1:34.504	+ 2.120	10:55:14.231					
<b>36</b>	<b>Andy HODSON</b>		A		<b>Van Diemen RF80</b>				
1	-	1:43.373	+ 9.686	10:49:20.919	5	-	1:36.947	+ 3.260	10:55:56.388
2	-	1:40.418	+ 6.731	10:51:01.337	6	-	1:36.036	+ 2.349	10:57:32.424
3	-	1:39.384	+ 5.697	10:52:40.721	7	-	1:34.313	+ 0.626	10:59:06.737
4	-	1:38.720	+ 5.033	10:54:19.441	8	-	<b>1:33.687</b>		<b>11:00:40.424</b>
<b>40</b>	<b>Peter LAVENDER</b>		B		<b>Ford Merlyn MK11A/17</b>				
1	-	1:36.421	+ 8.598	10:49:01.959	6	-	1:28.856	+ 1.033	10:56:31.674
2	-	1:32.155	+ 4.332	10:50:34.114	7	-	1:28.103	+ 0.280	10:57:59.777
3	-	1:30.084	+ 2.261	10:52:04.198	8	-	<b>1:27.823</b>		<b>10:59:27.600</b>
4	-	1:30.284	+ 2.461	10:53:34.482	9	-	1:35.824	+ 8.001	11:01:03.424
5	-	1:28.336	+ 0.513	10:55:02.818					
<b>49</b>	<b>Andrew SMITH</b>		B		<b>Van Diemen FA73</b>				
1	-	1:33.496	+ 5.891	10:48:36.958	6	-	1:28.812	+ 1.207	10:55:58.788
2	-	1:28.626	+ 1.021	10:50:05.584	7	-	1:29.209	+ 1.604	10:57:27.997
3	-	1:28.652	+ 1.047	10:51:34.236	8	-	1:28.247	+ 0.642	10:58:56.244
4	-	<b>1:27.605</b>		<b>10:53:01.841</b>	9	-	1:28.125	+ 0.520	11:00:24.369
5	-	1:28.135	+ 0.530	10:54:29.976					
<b>55</b>	<b>Roger NEWMAN</b>		A		<b>Van Diemen RF80</b>				
1	-	1:35.497	+ 5.805	10:49:08.465	6	-	1:29.935	+ 0.243	10:56:51.406
2	-	1:33.915	+ 4.223	10:50:42.380	7	-	<b>1:29.692</b>		<b>10:58:21.098</b>
3	-	1:35.630	+ 5.938	10:52:18.010	8	-	1:30.124	+ 0.432	10:59:51.222
4	-	1:32.400	+ 2.708	10:53:50.410	9	-	1:31.313	+ 1.621	11:01:22.535
5	-	1:31.061	+ 1.369	10:55:21.471					
<b>61</b>	<b>Ian MILLWARD</b>		A		<b>Van Diemen RF80</b>				
1	-	1:40.094	+ 4.504	10:49:01.514	5	-	1:38.054	+ 2.464	10:55:33.650
2	-	1:38.543	+ 2.953	10:50:40.057	6	-	1:37.124	+ 1.534	10:57:10.774
3	-	1:38.843	+ 3.253	10:52:18.900	7	-	1:36.605	+ 1.015	10:58:47.379
4	-	1:36.696	+ 1.106	10:53:55.596	8	-	<b>1:35.590</b>		<b>11:00:22.969</b>
<b>69</b>	<b>Dave LOWE</b>		B		<b>Lotus 69</b>				
1	-	1:34.622	+ 6.408	10:48:45.765	6	-	1:29.294	+ 1.080	10:56:14.757
2	-	1:30.800	+ 2.586	10:50:16.565	7	-	1:28.791	+ 0.577	10:57:43.548
3	-	1:29.041	+ 0.827	10:51:45.606	8	-	1:28.634	+ 0.420	10:59:12.182
4	-	1:29.193	+ 0.979	10:53:14.799	9	-	<b>1:28.214</b>		<b>11:00:40.396</b>
5	-	1:30.664	+ 2.450	10:54:45.463					
<b>84</b>	<b>Colin WILLIAMS</b>		A		<b>PRS RW01</b>				
1	-	1:33.588	+ 6.549	10:49:05.254	6	-	<b>1:27.039</b>		<b>10:56:29.128</b>
2	-	1:32.375	+ 5.336	10:50:37.629	7	-	1:28.945	+ 1.906	10:57:58.073
3	-	1:27.712	+ 0.673	10:52:05.341	8	-	1:27.733	+ 0.694	10:59:25.806
4	-	1:28.869	+ 1.830	10:53:34.210	9	-	1:28.046	+ 1.007	11:00:53.852
5	-	1:27.879	+ 0.840	10:55:02.089					
<b>88</b>	<b>Jonathan GREENWOOD</b>		A		<b>Dulon MP15</b>				
1	-	1:43.041	+ 7.905	10:49:08.119	5	-	1:35.791	+ 0.655	10:55:36.380

Thruxton  
Circuit Length = 2.3560 miles  
Start: 10:45 End: 11:01

Weather / Track : Sunny / Dry

**Bernard Baxter Engineering / URS Classic Formula Ford 1600 Championship  
QUALIFYING - RACE 1 - LAP ANALYSIS**

2 -	1:38.513	+ 3.377	10:50:46.632	6 -	1:36.600	+ 1.464	10:57:12.980
3 -	1:37.371	+ 2.235	10:52:24.003	7 -	<b>1:35.136</b>		<b>10:58:48.116</b>
4 -	1:36.586	+ 1.450	10:54:00.589	8 -	1:36.437	+ 1.301	11:00:24.553

# Bernard Baxter Engineering / URS Classic Formula Ford 1600 Championship

## RACE 1 - GRID

ROW 10	61	1:35.590 Ian MILLWARD	11	1:44.436 Michael SAUNDERS
ROW 9	22	1:35.005 Michael WHITEHEAD	88	1:35.136 Jonathan GREENWOOD
ROW 8	34	1:32.384 Philip NORRIS	36	1:33.687 Andy HODSON
ROW 7	28	1:29.678 Alan FINCHAM	55	1:29.692 Roger NEWMAN
ROW 6	14	1:29.249 Steve BELL	27	1:29.423 Ian McMILLAN
ROW 5	21	1:28.859 Steve PEARCE	10	1:29.205 James GOWENS
ROW 4	13	1:28.107 Stuart KESTENBAUM	69	1:28.214 Dave LOWE
ROW 3	40	1:27.823 Peter LAVENDER	32	1:28.012 David MALPAS
ROW 2	84	1:27.039 Colin WILLIAMS	49	1:27.605 Andrew SMITH
ROW 1	7	1:26.759 Jon NASH	31	1:26.805 Oliver ROBINSON
<b>Pole</b>				
				

Thruxton  
Circuit Length = 2.3560 miles

**These results are provisional until the conclusion of any judicial and technical matters.**

Clerk of Course :		Timekeeper :
-------------------	--	--------------

# Bernard Baxter Engineering / URS Classic Formula Ford 1600 Championship

## RACE 1 - CLASSIFICATION

POS	NO	CL	NAME	ENTRY	LAPS	TIME	GAP	DIFF	MPH	BEST	ON
1	7	A	<b>Jon NASH</b>	Van Diemen RF80	10	14:42.614			96.09	1:26.701	7
2	84	A	<b>Colin WILLIAMS</b>	PRS RW01	10	14:42.729	<b>0.115</b>	0.115	96.08	1:26.890	5
3	13	A	<b>Stuart KESTENBAUM</b>	Van Diemen RF79	10	14:43.648	<b>1.034</b>	0.919	95.98	1:26.699	4
4	32	A	<b>David MALPAS</b>	Van Diemen RF78	10	14:44.522	<b>1.908</b>	0.874	95.88	1:26.508	9
5	40	B	<b>Peter LAVENDER</b>	Ford Merlyn MK11A/17	10	14:45.011	<b>2.397</b>	0.489	95.83	1:26.409	4
6	49	B	<b>Andrew SMITH</b>	Van Diemen FA73	10	14:45.075	<b>2.461</b>	0.064	95.82	1:27.205	5
7	31	A	<b>Oliver ROBINSON</b>	Van Diemen RF81	10	14:47.729	<b>5.115</b>	2.654	95.54	1:26.828	3
8	55	A	<b>Roger NEWMAN</b>	Van Diemen RF80	10	14:55.490	<b>12.876</b>	7.761	94.71	1:27.897	4
9	21	A	<b>Steve PEARCE</b>	Van Diemen RF78	10	14:56.568	<b>13.954</b>	1.078	94.60	1:28.406	5
10	27	A	<b>Ian McMILLAN</b>	Crossle 45F	10	14:56.831	<b>14.217</b>	0.263	94.57	1:28.318	9
11	69	B	<b>Dave LOWE</b>	Lotus 69	10	15:13.730	<b>31.116</b>	16.899	92.82	1:29.986	4
12	36	A	<b>Andy HODSON</b>	Van Diemen RF80	10	15:14.992	<b>32.378</b>	1.262	92.69	1:29.773	6
13	28	A	<b>Alan FINCHAM</b>	Van Diemen RF80	10	15:35.976	<b>53.362</b>	20.984	90.61	1:31.008	3
14	34	A	<b>Philip NORRIS</b>	Royale RP26	10	15:36.615	<b>54.001</b>	0.639	90.55	1:32.033	2
15	22	A	<b>Michael WHITEHEAD</b>	Van Diemen RF78	10	15:50.228	<b>1:07.614</b>	13.613	89.25	1:31.441	2
16	88	A	<b>Jonathan GREENWOOD</b>	Dulon MP15	9	15:04.150	<b>1 lap</b>	1 lap	84.42	1:38.647	2
17	11	A	<b>Michael SAUNDERS</b>	Hawke DL11	9	16:02.030	<b>1 lap</b>	57.880	79.34	1:43.202	2
NOT CLASSIFIED											
DNF	10	A	<b>James GOWENS</b>	PRS RH01	8	11:49.714	<b>2 laps</b>	1 lap	95.60	1:26.916	4
DNF	14	A	<b>Steve BELL</b>	Royale RP29	2	3:14.886	<b>8 laps</b>	6 laps	87.04	1:37.344	2
DNF	61	A	<b>Ian MILLWARD</b>	Van Diemen RF80	1		<b>9 laps</b>	1 lap			
FASTEST LAP											
	40	B	<b>Peter LAVENDER</b>	Ford Merlyn MK11A/17	4	1:26.409		98.15 mph		157.96 kph	
	32	A	<b>David MALPAS</b>	Van Diemen RF78	9	1:26.508		98.04 mph		157.78 kph	

Weather / Track : Sunny / Dry

These results are provisional until the conclusion of any judicial and technical matters.

Thruxton  
Circuit Length = 2.3560 miles  
Start: 14:06 End: 14:22

Clerk of Course :	Timekeeper :
-------------------	--------------

# Bernard Baxter Engineering / URS Classic Formula Ford 1600 Championship

## RACE 1 - LAP CHART

Lap 1			Lap 2			Lap 3			Lap 4			Lap 5		
No	Behind	Laptime	No	Behind	Laptime	No	Behind	Laptime	No	Behind	Laptime	No	Behind	Laptime
84		1:33.740	31		1:28.095	31		1:26.828	31		1:26.882	31		1:26.942
31	0.220	1:33.960	7	0.330	1:28.003	7	1.006	1:27.504	7	1.410	1:27.286	7	1.439	1:26.971
7	0.642	1:34.382	84	0.723	1:29.038	84	1.661	1:27.766	84	1.768	1:26.989	84	1.716	1:26.890
13	1.114	1:34.854	13	1.052	1:28.253	49	2.270	1:27.350	13	2.152	1:26.699	13	2.380	1:27.170
40	1.772	1:35.512	49	1.748	1:28.110	13	2.335	1:28.111	49	2.689	1:27.301	49	2.952	1:27.205
49	1.953	1:35.693	10	2.751	1:28.539	10	2.999	1:27.076	10	3.033	1:26.916	10	3.007	1:26.916
32	2.322	1:36.062	32	3.173	1:29.166	40	3.649	1:27.294	40	3.176	1:26.409	40	4.062	1:27.828
10	2.527	1:36.267	40	3.183	1:29.726	32	3.903	1:27.558	32	3.598	1:26.577	32	4.538	1:27.882
21	2.607	1:36.347	21	3.291	1:28.999	21	5.615	1:29.152	21	7.361	1:28.628	21	8.825	1:28.406
27	2.772	1:36.512	27	3.352	1:28.895	27	6.097	1:29.573	27	7.758	1:28.543	55	9.378	1:28.356
14	3.802	1:37.542	55	5.827	1:29.309	55	6.949	1:27.950	55	7.964	1:27.897	27	9.890	1:29.074
69	4.290	1:38.030	69	6.219	1:30.244	69	9.697	1:30.306	69	12.801	1:29.986	69	16.378	1:30.519
55	4.833	1:38.573	36	9.007	1:31.058	36	12.185	1:30.006	36	15.999	1:30.696	36	18.897	1:29.840
36	6.264	1:40.004	28	9.705	1:31.127	28	13.885	1:31.008	28	19.220	1:32.217	28	24.563	1:32.285
28	6.893	1:40.633	22	11.034	1:31.441	22	16.512	1:32.306	22	23.837	1:34.207	34	30.379	1:33.305
22	7.908	1:41.648	34	11.724	1:32.033	34	17.196	1:32.300	34	24.016	1:33.702	22	31.454	1:34.559
34	8.006	1:41.746	14	12.831	1:37.344	88	38.612	1:41.400	88	50.905	1:39.175	88	1:04.208	1:40.245
88	13.708	1:47.448	88	24.040	1:38.647	11	54.081	1:47.508	11	1:12.416	1:45.217			
11	18.514	1:52.254	11	33.401	1:43.202									

# Bernard Baxter Engineering / URS Classic Formula Ford 1600 Championship

## RACE 1 - LAP CHART

Lap 6			Lap 7			Lap 8			Lap 9			Lap 10		
No	Behind	Laptime	No	Behind	Laptime	No	Behind	Laptime	No	Behind	Laptime	No	Behind	Laptime
31		1:27.987	7		1:26.701	7		1:28.255	7		1:28.540	7		1:28.044
7	0.380	1:26.928	31	1.235	1:28.316	84	1.141	1:28.153	84	0.096	1:27.495	84	0.115	1:28.063
84	0.635	1:26.906	84	1.243	1:27.689	13	1.779	1:28.589	13	0.528	1:27.289	13	1.034	1:28.550
13	1.435	1:27.042	13	1.445	1:27.091	40	2.058	1:26.602	40	0.858	1:27.340	32	1.908	1:27.216
49	3.115	1:28.150	49	3.319	1:27.285	49	2.781	1:27.717	32	2.736	1:26.508	40	2.397	1:29.583
40	3.347	1:27.272	40	3.711	1:27.445	10	3.684	1:27.902	49	3.213	1:28.972	49	2.461	1:27.292
10	3.887	1:28.867	10	4.037	1:27.231	32	4.768	1:28.803	31	6.115	1:27.070	31	5.115	1:27.044
32	4.034	1:27.483	32	4.220	1:27.267	31	7.585	1:34.605	88	1 LAP	1:39.699	55	12.876	1:29.791
11	1 LAP	1:49.356	55	10.963	1:28.692	55	10.886	1:28.178	55	11.129	1:28.783	21	13.954	1:30.244
55	9.352	1:27.961	21	11.588	1:28.797	21	11.773	1:28.440	21	11.754	1:28.521	27	14.217	1:29.672
21	9.872	1:29.034	27	12.489	1:28.899	27	12.811	1:28.577	27	12.589	1:28.318	88	1 LAP	1:38.673
27	10.671	1:28.768	36	23.594	1:29.992	69	25.855	1:30.215	69	28.553	1:31.238	69	31.116	1:30.607
69	19.362	1:30.971	69	23.895	1:31.614	36	26.096	1:30.757	36	29.787	1:32.231	36	32.378	1:30.635
36	20.683	1:29.773	11	1 LAP	1:48.226	28	41.980	1:33.752	28	48.290	1:34.850	28	53.362	1:33.116
28	30.411	1:33.835	28	36.483	1:33.153	11	1 LAP	1:44.668	34	49.266	1:33.315	34	54.001	1:32.779
34	34.972	1:32.580	34	40.230	1:32.339	34	44.491	1:32.516	22	59.941	1:37.140	22	1:07.614	1:35.717
22	37.321	1:33.854	22	44.466	1:34.226	22	51.341	1:35.130	11	1 LAP	1:46.282	11	1 LAP	1:45.317
88	1:15.509	1:39.288	88	1:28.003	1:39.575									

**Lancaster Insurance MG Owners Club Championship**  
**QUALIFYING - RACE 2 - CLASSIFICATION**

POS	NO	CL	NAME	ENTRY	TIME	ON	LAPS	GAP	DIFF	MPH
1	1	Z	Lee SULLIVAN	MG ZR	1:33.687	5	8			90.53
2	55	F	Stuart PLOTNEK	MG F VVC	1:34.788	3	5	1.101	1.101	89.47
3	23	F	Paul James SAVAGE	MG F VVC	1:36.167	5	7	2.480	1.379	88.19
4	42	Z	Nick GOLHAR	MG ZR	1:36.367	5	8	2.680	0.200	88.01
5	44	F	Martin WILLS	MG F	1:36.470	3	7	2.783	0.103	87.91
6	28	Z	John PERKINS	MG Maestro 2.0 EFI	1:36.732	5	8	3.045	0.262	87.68
7	4	F	Ian EVANS	MG F	1:36.859	3	8	3.172	0.127	87.56
8	2	A	Jim BAYNAM	MG MGB Roadster	1:37.272	3	7	3.585	0.413	87.19
9	59	A	Paul NAISH	MG Midget	1:37.536	5	8	3.849	0.264	86.95
10	20	Z	Paul R CLACKETT	MG ZS 160 VVC	1:37.901	4	8	4.214	0.365	86.63
11	69	B	Nicholas ARDEN	MG Maestro EFI	1:37.937	5	8	4.250	0.036	86.60
12	29	Z	Richard WATERMAN	MG ZR 160	1:38.431	5	8	4.744	0.494	86.16
13	71	B	Benjamin SHORT	MG Maestro	1:38.463	4	6	4.776	0.032	86.13
14	53	F	Mark BAKER	MG F	1:38.548	3	8	4.861	0.085	86.06
15	18	A	Malcolm HILL	MG BGT	1:38.705	4	4	5.018	0.157	85.92
16	66	B	Paul HAYLETT	MG Montego	1:39.476	4	8	5.789	0.771	85.26
17	12	A	Paul EALES	MG BGT	1:39.730	4	8	6.043	0.254	85.04
18	22	F	Simon KENDRICK	MG F VVC	1:40.079	5	8	6.392	0.349	84.74
19	92	A	Philip WATERMAN	MG Midget	1:40.977	4	7	7.290	0.898	83.99
20	33	A	Gareth JONES	MG MGF	1:41.209	6	8	7.522	0.232	83.80
21	32	A	Ian TENNYSON WOOLCOTT	MG Midget	1:41.361	5	8	7.674	0.152	83.67
22	99	B	Andrew ROBINSON	MG Maestro	1:41.378	4	8	7.691	0.017	83.66
23	8	F	Paul WISBEY	MG F VVC	1:41.946	5	8	8.259	0.568	83.19
24	37	A	John KIMBER	MG BGT	1:42.051	2	8	8.364	0.105	83.11
25	81	B	Stratton MACKAY	MG B	1:42.652	1	3	8.965	0.601	82.62
26	10	A	Kenneth AYLETT	MG B Roadster	1:45.897	5	7	12.210	3.245	80.09
27	11	A	Koumis TJIEPRAS	MG BGT	1:46.918	2	3	13.231	1.021	79.32
28	21	A	Brendan MURPHY	MG B	1:47.235	5	7	13.548	0.317	79.09
29	45	B	Harjinder BHAMBRA	MG ZS	1:47.611	3	4	13.924	0.376	78.81
30	5	A	Andrew FORSYTH	MG B Roadster	1:47.762	2	8	14.075	0.151	78.70
31	16	A	Paul WILLIAMS	MG BGT	1:49.668	4	4	15.981	1.906	77.33
32	9	A	Chris FLOOKS	MG BGT	1:51.172	2	2	17.485	1.504	76.29

Weather / Track : Sunny / Dry

These results are provisional until the conclusion of any judicial and technical matters.

Thruxton  
 Circuit Length = 2.3560 miles  
 Start: 11:09 End: 11:26

Clerk of Course :	Timekeeper :
-------------------	--------------

**Lancaster Insurance MG Owners Club Championship**  
**QUALIFYING - RACE 2 - LAP ANALYSIS**

<b>1</b>	<b>Lee SULLIVAN</b> Z MG ZR					
1 -	1:39.536	+ 5.849	11:14:09.703	5 -	<b>1:33.687</b>	<b>11:20:28.080</b>
2 -	1:34.784	+ 1.097	11:15:44.487	6 -	1:34.794	+ 1.107 11:22:02.874
3 -	1:34.846	+ 1.159	11:17:19.333	7 -	1:35.157	+ 1.470 11:23:38.031
4 -	1:35.060	+ 1.373	11:18:54.393	8 -	1:34.431	+ 0.744 11:25:12.462
<b>2</b>	<b>Jim BAYNAM</b> A MG MGB Roadster					
1 -	1:40.361	+ 3.089	11:13:35.133	5 -	1:38.083	+ 0.811 11:20:07.323
2 -	1:38.518	+ 1.246	11:15:13.651	6 -	1:48.392	+ 11.120 11:21:55.715
3 -	<b>1:37.272</b>		<b>11:16:50.923</b>	7 -	2:01.402	+ 24.130 11:23:57.117
4 -	1:38.317	+ 1.045	11:18:29.240			
<b>4</b>	<b>Ian EVANS</b> F MG F					
1 -	1:38.326	+ 1.467	11:13:11.043	5 -	1:37.158	+ 0.299 11:19:41.625
2 -	1:37.939	+ 1.080	11:14:48.982	6 -	1:37.621	+ 0.762 11:21:19.246
3 -	<b>1:36.859</b>		<b>11:16:25.841</b>	7 -	1:38.639	+ 1.780 11:22:57.885
4 -	1:38.626	+ 1.767	11:18:04.467	8 -	2:16.440	+ 39.581 11:25:14.325
<b>5</b>	<b>Andrew FORSYTH</b> A MG B Roadster					
1 -	1:51.792	+ 4.030	11:13:33.800	5 -	1:49.827	+ 2.065 11:20:48.677
2 -	<b>1:47.762</b>		<b>11:15:21.562</b>	6 -	1:51.224	+ 3.462 11:22:39.901
3 -	1:49.033	+ 1.271	11:17:10.595	7 -	1:53.065	+ 5.303 11:24:32.966
4 -	1:48.255	+ 0.493	11:18:58.850	8 -	1:49.737	+ 1.975 11:26:22.703
<b>8</b>	<b>Paul WISBEY</b> F MG F VVC					
1 -	1:46.090	+ 4.144	11:13:52.980	5 -	<b>1:41.946</b>	<b>11:20:45.897</b>
2 -	1:45.048	+ 3.102	11:15:38.028	6 -	1:43.956	+ 2.010 11:22:29.853
3 -	1:43.550	+ 1.604	11:17:21.578	7 -	1:42.667	+ 0.721 11:24:12.520
4 -	1:42.373	+ 0.427	11:19:03.951	8 -	1:43.474	+ 1.528 11:25:55.994
<b>9</b>	<b>Chris FLOOKS</b> A MG BGT					
1 -	1:54.369	+ 3.197	11:23:44.148	2 -	<b>1:51.172</b>	<b>11:25:35.320</b>
<b>10</b>	<b>Kenneth AYLETT</b> A MG B Roadster					
1 -	1:52.131	+ 6.234	11:14:20.578	5 -	<b>1:45.897</b>	<b>11:21:29.627</b>
2 -	1:47.133	+ 1.236	11:16:07.711	6 -	1:52.737	+ 6.840 11:23:22.364
3 -	1:49.239	+ 3.342	11:17:56.950	7 -	1:50.434	+ 4.537 11:25:12.798
4 -	1:46.780	+ 0.883	11:19:43.730			
<b>11</b>	<b>Koumis TJIEPRAS</b> A MG BGT					
1 -	1:54.244	+ 7.326	11:14:23.517	3 -	2:01.416	+ 14.498 11:18:11.851
2 -	<b>1:46.918</b>		<b>11:16:10.435</b>			
<b>12</b>	<b>Paul EALES</b> A MG BGT					
1 -	1:41.819	+ 2.089	11:13:20.635	5 -	1:46.778	+ 7.048 11:20:09.688
2 -	1:42.531	+ 2.801	11:15:03.166	6 -	1:44.861	+ 5.131 11:21:54.549
3 -	1:40.014	+ 0.284	11:16:43.180	7 -	1:42.074	+ 2.344 11:23:36.623
4 -	<b>1:39.730</b>		<b>11:18:22.910</b>	8 -	2:01.209	+ 21.479 11:25:37.832
<b>16</b>	<b>Paul WILLIAMS</b> A MG BGT					
1 -	1:58.044	+ 8.376	11:14:24.505	3 -	1:53.049	+ 3.381 11:18:10.262
2 -	1:52.708	+ 3.040	11:16:17.213	4 -	<b>1:49.668</b>	<b>11:19:59.930</b>
<b>18</b>	<b>Malcolm HILL</b> A MG BGT					
1 -	1:41.715	+ 3.010	11:13:21.883	3 -	1:39.893	+ 1.188 11:16:42.064
2 -	1:40.288	+ 1.583	11:15:02.171	4 -	<b>1:38.705</b>	<b>11:18:20.769</b>
<b>20</b>	<b>Paul R CLACKETT</b> Z MG ZS 160 VVC					
1 -	1:41.117	+ 3.216	11:14:22.119	5 -	1:38.129	+ 0.228 11:20:56.443
2 -	1:40.190	+ 2.289	11:16:02.309	6 -	1:39.174	+ 1.273 11:22:35.617
3 -	1:38.104	+ 0.203	11:17:40.413	7 -	1:39.891	+ 1.990 11:24:15.508
4 -	<b>1:37.901</b>		<b>11:19:18.314</b>	8 -	1:44.848	+ 6.947 11:26:00.356

Thruxton  
Circuit Length = 2.3560 miles  
Start: 11:09 End: 11:26

Weather / Track : Sunny / Dry

**Lancaster Insurance MG Owners Club Championship**  
**QUALIFYING - RACE 2 - LAP ANALYSIS**

<b>21</b>	<b>Brendan MURPHY</b>		<b>A MG B</b>			
1 -	1:50.943	+ 3.708	11:14:11.988	5 -	<b>1:47.235</b>	<b>11:21:23.062</b>
2 -	1:48.836	+ 1.601	11:16:00.824	6 -	1:47.826	+ 0.591 11:23:10.888
3 -	1:47.655	+ 0.420	11:17:48.479	7 -	2:09.106	+ 21.871 11:25:19.994
4 -	1:47.348	+ 0.113	11:19:35.827			
<b>22</b>	<b>Simon KENDRICK</b>		<b>F MG F VVC</b>			
1 -	1:46.223	+ 6.144	11:14:04.262	5 -	<b>1:40.079</b>	<b>11:20:55.504</b>
2 -	1:48.241	+ 8.162	11:15:52.503	6 -	1:42.360	+ 2.281 11:22:37.864
3 -	1:40.992	+ 0.913	11:17:33.495	7 -	1:41.223	+ 1.144 11:24:19.087
4 -	1:41.930	+ 1.851	11:19:15.425	8 -	1:43.089	+ 3.010 11:26:02.176
<b>23</b>	<b>Paul James SAVAGE</b>		<b>F MG F VVC</b>			
1 -	1:37.061	+ 0.894	11:13:16.310	5 -	<b>1:36.167</b>	<b>11:19:43.761</b>
2 -	1:38.013	+ 1.846	11:14:54.323	6 -	1:36.890	+ 0.723 11:21:20.651
3 -	1:36.962	+ 0.795	11:16:31.285	7 -	1:39.983	+ 3.816 11:23:00.634
4 -	1:36.309	+ 0.142	11:18:07.594			
<b>28</b>	<b>John PERKINS</b>		<b>Z MG Maestro 2.0 EFi</b>			
1 -	1:44.860	+ 8.128	11:14:18.534	5 -	<b>1:36.732</b>	<b>11:20:48.815</b>
2 -	1:38.471	+ 1.739	11:15:57.005	6 -	1:39.063	+ 2.331 11:22:27.878
3 -	1:36.772	+ 0.040	11:17:33.777	7 -	1:39.646	+ 2.914 11:24:07.524
4 -	1:38.306	+ 1.574	11:19:12.083	8 -	1:59.438	+ 22.706 11:26:06.962
<b>29</b>	<b>Richard WATERMAN</b>		<b>Z MG ZR 160</b>			
1 -	1:41.712	+ 3.281	11:13:45.991	5 -	<b>1:38.431</b>	<b>11:20:23.436</b>
2 -	1:39.968	+ 1.537	11:15:25.959	6 -	1:38.969	+ 0.538 11:22:02.405
3 -	1:39.784	+ 1.353	11:17:05.743	7 -	1:44.788	+ 6.357 11:23:47.193
4 -	1:39.262	+ 0.831	11:18:45.005	8 -	1:40.262	+ 1.831 11:25:27.455
<b>32</b>	<b>Ian TENNYSON WOOLCOTT</b>		<b>A MG Midget</b>			
1 -	1:44.900	+ 3.539	11:13:27.230	5 -	<b>1:41.361</b>	<b>11:20:21.816</b>
2 -	1:42.260	+ 0.899	11:15:09.490	6 -	1:42.089	+ 0.728 11:22:03.905
3 -	1:42.862	+ 1.501	11:16:52.352	7 -	1:45.227	+ 3.866 11:23:49.132
4 -	1:48.103	+ 6.742	11:18:40.455	8 -	1:51.671	+ 10.310 11:25:40.803
<b>33</b>	<b>Gareth JONES</b>		<b>A MG MGF</b>			
1 -	1:47.188	+ 5.979	11:13:55.486	5 -	1:43.796	+ 2.587 11:20:59.040
2 -	1:45.284	+ 4.075	11:15:40.770	6 -	<b>1:41.209</b>	<b>11:22:40.249</b>
3 -	1:46.358	+ 5.149	11:17:27.128	7 -	1:46.265	+ 5.056 11:24:26.514
4 -	1:48.116	+ 6.907	11:19:15.244	8 -	1:51.421	+ 10.212 11:26:17.935
<b>37</b>	<b>John KIMBER</b>		<b>A MG BGT</b>			
1 -	1:45.575	+ 3.524	11:14:04.502	5 -	1:42.059	+ 0.008 11:20:55.157
2 -	<b>1:42.051</b>		<b>11:15:46.553</b>	6 -	1:45.223	+ 3.172 11:22:40.380
3 -	1:42.058	+ 0.007	11:17:28.611	7 -	1:46.602	+ 4.551 11:24:26.982
4 -	1:44.487	+ 2.436	11:19:13.098	8 -	1:47.441	+ 5.390 11:26:14.423
<b>42</b>	<b>Nick GOLHAR</b>		<b>Z MG ZR</b>			
1 -	1:45.424	+ 9.057	11:14:17.593	5 -	<b>1:36.367</b>	<b>11:20:46.221</b>
2 -	1:37.862	+ 1.495	11:15:55.455	6 -	1:39.500	+ 3.133 11:22:25.721
3 -	1:36.556	+ 0.189	11:17:32.011	7 -	1:43.532	+ 7.165 11:24:09.253
4 -	1:37.843	+ 1.476	11:19:09.854	8 -	1:39.538	+ 3.171 11:25:48.791
<b>44</b>	<b>Martin WILLS</b>		<b>F MG F</b>			
1 -	1:38.930	+ 2.460	11:13:12.321	5 -	1:37.347	+ 0.877 11:19:40.641
2 -	1:37.163	+ 0.693	11:14:49.484	6 -	1:37.089	+ 0.619 11:21:17.730
3 -	<b>1:36.470</b>		<b>11:16:25.954</b>	7 -	1:44.004	+ 7.534 11:23:01.734
4 -	1:37.340	+ 0.870	11:18:03.294			
<b>45</b>	<b>Harjinder BHAMBRA</b>		<b>B MG ZS</b>			
1 -	1:53.791	+ 6.180	11:14:21.583	3 -	<b>1:47.611</b>	<b>11:17:57.624</b>

Thruxton  
Circuit Length = 2.3560 miles  
Start: 11:09 End: 11:26

Weather / Track : Sunny / Dry

**Lancaster Insurance MG Owners Club Championship**  
**QUALIFYING - RACE 2 - LAP ANALYSIS**

2 -	1:48.430	+ 0.819	11:16:10.013	4 -	1:47.638	+ 0.027	11:19:45.262
<b>53</b>	<b>Mark BAKER</b>		F		MG F		
1 -	1:41.205	+ 2.657	11:13:34.240	5 -	1:38.826	+ 0.278	11:20:10.639
2 -	1:40.304	+ 1.756	11:15:14.544	6 -	1:40.975	+ 2.427	11:21:51.614
3 -	<b>1:38.548</b>		<b>11:16:53.092</b>	7 -	1:41.402	+ 2.854	11:23:33.016
4 -	1:38.721	+ 0.173	11:18:31.813	8 -	1:41.108	+ 2.560	11:25:14.124
<b>55</b>	<b>Stuart PLOTNEK</b>		F		MG F VVC		
1 -	1:38.533	+ 3.745	11:13:00.704	4 -	4:17.377	+ 2:42.589	11:20:27.874
2 -	1:35.005	+ 0.217	11:14:35.709	5 -	1:37.613	+ 2.825	11:22:05.487
3 -	<b>1:34.788</b>		<b>11:16:10.497</b>				
<b>59</b>	<b>Paul NAISH</b>		A		MG Midget		
1 -	1:40.022	+ 2.486	11:13:23.492	5 -	<b>1:37.536</b>		<b>11:19:55.234</b>
2 -	1:38.422	+ 0.886	11:15:01.914	6 -	1:41.036	+ 3.500	11:21:36.270
3 -	1:37.874	+ 0.338	11:16:39.788	7 -	1:39.011	+ 1.475	11:23:15.281
4 -	1:37.910	+ 0.374	11:18:17.698	8 -	1:38.609	+ 1.073	11:24:53.890
<b>66</b>	<b>Paul HAYLETT</b>		B		MG Montego		
1 -	1:41.732	+ 2.256	11:13:30.495	5 -	1:40.665	+ 1.189	11:20:11.923
2 -	1:40.816	+ 1.340	11:15:11.311	6 -	1:42.126	+ 2.650	11:21:54.049
3 -	1:40.471	+ 0.995	11:16:51.782	7 -	1:42.163	+ 2.687	11:23:36.212
4 -	<b>1:39.476</b>		<b>11:18:31.258</b>	8 -	1:41.233	+ 1.757	11:25:17.445
<b>69</b>	<b>Nicholas ARDEN</b>		B		MG Maestro EFI		
1 -	1:42.046	+ 4.109	11:14:24.958	5 -	<b>1:37.937</b>		<b>11:21:03.268</b>
2 -	1:43.075	+ 5.138	11:16:08.033	6 -	1:40.104	+ 2.167	11:22:43.372
3 -	1:39.174	+ 1.237	11:17:47.207	7 -	1:46.020	+ 8.083	11:24:29.392
4 -	1:38.124	+ 0.187	11:19:25.331	8 -	1:47.210	+ 9.273	11:26:16.602
<b>71</b>	<b>Benjamin SHORT</b>		B		MG Maestro		
1 -	1:41.024	+ 2.561	11:14:05.035	4 -	<b>1:38.463</b>		<b>11:19:02.179</b>
2 -	1:39.561	+ 1.098	11:15:44.596	5 -	1:38.899	+ 0.436	11:20:41.078
3 -	1:39.120	+ 0.657	11:17:23.716	6 -	4:28.833	+ 2:50.370	11:25:09.911
<b>81</b>	<b>Stratton MACKAY</b>		B		MG B		
1 -	<b>1:42.652</b>		<b>11:14:26.317</b>	3 -	8:20.081	+ 6:37.429	11:26:15.878
2 -	3:29.480	+ 1:46.828	11:17:55.797				
<b>92</b>	<b>Philip WATERMAN</b>		A		MG Midget		
1 -	1:41.989	+ 1.012	11:14:26.642	5 -	1:41.684	+ 0.707	11:21:18.773
2 -	1:42.089	+ 1.112	11:16:08.731	6 -	1:42.296	+ 1.319	11:23:01.069
3 -	1:47.381	+ 6.404	11:17:56.112	7 -	1:57.398	+ 16.421	11:24:58.467
4 -	<b>1:40.977</b>		<b>11:19:37.089</b>				
<b>99</b>	<b>Andrew ROBINSON</b>		B		MG Maestro		
1 -	1:43.836	+ 2.458	11:13:28.804	5 -	1:43.108	+ 1.730	11:20:19.096
2 -	1:43.186	+ 1.808	11:15:11.990	6 -	1:44.206	+ 2.828	11:22:03.302
3 -	1:42.620	+ 1.242	11:16:54.610	7 -	1:48.406	+ 7.028	11:23:51.708
4 -	<b>1:41.378</b>		<b>11:18:35.988</b>	8 -	1:42.641	+ 1.263	11:25:34.349

Thruxton  
Circuit Length = 2.3560 miles  
Start: 11:09 End: 11:26

Weather / Track : Sunny / Dry



# Lancaster Insurance MG Owners Club Championship

## RACE 2 - CLASSIFICATION

POS	NO	CL	NAME	ENTRY	LAPS	TIME	GAP	DIFF	MPH	BEST	ON
1	1	Z	Lee SULLIVAN	MG ZR	10	15:58.980			88.44	1:34.024	4
2	55	F	Stuart PLOTNEK	MG F VVC	10	16:08.053	9.073	9.073	87.61	1:35.534	8
3	23	F	Paul James SAVAGE	MG F VVC	10	16:10.314	11.334	2.261	87.41	1:35.280	6
4	42	Z	Nick GOLHAR	MG ZR	10	16:10.557	11.577	0.243	87.38	1:35.079	6
5	44	F	Martin WILLS	MG F	10	16:14.700	15.720	4.143	87.01	1:36.051	7
6	59	Z	Paul NAISH	MG Midget	10	16:16.693	17.713	1.993	86.83	1:35.660	5
7	4	F	Ian EVANS	MG F	10	16:20.525	21.545	3.832	86.50	1:36.129	5
8	28	Z	John PERKINS	MG Maestro 2.0 EFi	10	16:22.848	23.868	2.323	86.29	1:36.101	5
9	69	B	Nicholas ARDEN	MG Maestro EFi	10	16:26.386	27.406	3.538	85.98	1:37.196	8
10	22	F	Simon KENDRICK	MG F VVC	10	16:27.256	28.276	0.870	85.91	1:37.119	8
11	71	B	Benjamin SHORT	MG Maestro	10	16:31.934	32.954	4.678	85.50	1:37.093	8
12	53	F	Mark BAKER	MG F	10	16:35.359	36.379	3.425	85.21	1:36.966	4
13	2	A	Jim BAYNAM	MG MGB Roadster	10	16:37.535	38.555	2.176	85.02	1:37.953	6
14	29	Z	Richard WATERMAN	MG ZR 160	10	16:38.369	39.389	0.834	84.95	1:37.914	3
15	20	Z	Paul R CLACKETT	MG ZS 160 VVC	10	16:39.651	40.671	1.282	84.84	1:36.940	5
16	66	B	Paul HAYLETT	MG Montego	10	16:51.018	52.038	11.367	83.89	1:38.939	2
17	8	F	Paul WISBEY	MG F VVC	10	17:10.965	1:11.985	19.947	82.26	1:40.161	9
18	92	A	Philip WATERMAN	MG Midget	10	17:12.270	1:13.290	1.305	82.16	1:41.052	8
19	37	A	John KIMBER	MG BGT	10	17:12.663	1:13.683	0.393	82.13	1:40.411	10
20	32	A	Ian TENNYSON WOOLCOTT	MG Midget	10	17:26.246	1:27.266	13.583	81.06	1:40.506	6
21	19	A	Ashley BARNES	MG Midget	10	17:43.339	1:44.359	17.093	79.76	1:42.883	6
22	5	A	Andrew FORSYTH	MG B Roadster	9	16:03.593	1 lap	1 lap	79.21	1:41.871	6
23	21	A	Brendan MURPHY	MG B	9	16:10.012	1 lap	6.419	78.69	1:42.750	6
24	9	A	Chris FLOOKS	MG BGT	9	16:22.218	1 lap	12.206	77.71	1:42.090	6
25	10	A	Kenneth AYLETT	MG B Roadster	9	16:25.207	1 lap	2.989	77.48	1:46.440	5
26	33	F	Gareth JONES	MG MGF	9	16:31.923	1 lap	6.716	76.95	1:43.059	2
27	16	A	Paul WILLIAMS	MG BGT	9	16:58.474	1 lap	26.551	74.94	1:48.185	4
28	81	B	Stratton MACKAY	MG B	9	17:39.582	1 lap	41.108	72.04	1:55.408	3

### NOT CLASSIFIED

DNF	99	B	Andrew ROBINSON	MG Maestro	8	13:51.230	2 laps	1 lap	81.62	1:40.835	7
DNF	12	A	Paul EALES	MG BGT	1	1:51.832	9 laps	7 laps	75.84	1:51.832	1
DNF	11	A	Koumis TJIEPRAS	MG BGT	1	2:35.379	9 laps	43.547	54.58	2:35.379	1

### FASTEST LAP

1	Z	Lee SULLIVAN	MG ZR	4	1:34.024	90.20 mph	145.17 kph
23	F	Paul James SAVAGE	MG F VVC	6	1:35.280	89.01 mph	143.25 kph
71	B	Benjamin SHORT	MG Maestro	8	1:37.093	87.35 mph	140.58 kph
2	A	Jim BAYNAM	MG MGB Roadster	6	1:37.953	86.58 mph	139.35 kph

Weather / Track : Bright / Dry

These results are provisional until the conclusion of any judicial and technical matters.

Thruxton  
Circuit Length = 2.3560 miles  
Start: 14:34 End: 14:53

Clerk of Course :

Timekeeper :

# Lancaster Insurance MG Owners Club Championship

## RACE 2 - LAP CHART

Lap 1			Lap 2			Lap 3			Lap 4			Lap 5		
No	Behind	Laptime	No	Behind	Laptime	No	Behind	Laptime	No	Behind	Laptime	No	Behind	Laptime
1		1:40.651	1		1:34.178	1		1:34.283	1		1:34.024	1		1:34.340
55	1.624	1:42.275	55	3.544	1:36.098	55	5.602	1:36.341	55	7.689	1:36.111	55	9.337	1:35.988
23	3.030	1:43.681	44	6.189	1:37.301	42	8.690	1:36.008	42	10.484	1:35.818	42	12.117	1:35.973
44	3.066	1:43.717	23	6.809	1:37.957	23	9.233	1:36.707	23	11.316	1:36.107	23	12.698	1:35.722
28	4.404	1:45.055	42	6.965	1:36.328	44	9.821	1:37.915	44	12.365	1:36.568	44	14.359	1:36.334
42	4.815	1:45.466	4	7.454	1:36.737	4	10.595	1:37.424	4	13.204	1:36.633	4	14.993	1:36.129
4	4.895	1:45.546	28	8.216	1:37.990	28	11.225	1:37.292	28	14.019	1:36.818	28	15.780	1:36.101
59	5.710	1:46.361	20	9.085	1:37.251	20	11.831	1:37.029	59	14.689	1:36.366	59	16.009	1:35.660
20	6.012	1:46.663	59	9.109	1:37.577	59	12.347	1:37.521	20	15.161	1:37.354	20	17.761	1:36.940
69	6.207	1:46.858	69	10.485	1:38.456	69	13.820	1:37.618	69	17.151	1:37.355	69	21.256	1:38.445
71	6.960	1:47.611	71	10.615	1:37.833	22	14.129	1:37.668	22	17.656	1:37.551	53	21.304	1:37.673
22	7.505	1:48.156	22	10.744	1:37.417	53	15.029	1:37.667	53	17.971	1:36.966	22	22.446	1:39.130
2	7.946	1:48.597	53	11.645	1:37.855	71	15.097	1:38.765	71	18.803	1:37.730	71	22.764	1:38.301
53	7.968	1:48.619	2	12.318	1:38.550	2	16.018	1:37.983	2	20.600	1:38.606	2	24.245	1:37.985
29	9.738	1:50.389	66	14.574	1:38.939	29	19.216	1:37.914	29	23.640	1:38.448	29	27.656	1:38.356
66	9.813	1:50.464	29	15.585	1:40.025	66	19.996	1:39.705	66	25.705	1:39.733	66	30.825	1:39.460
12	11.181	1:51.832	8	20.474	1:41.804	8	29.507	1:43.316	8	37.713	1:42.230	8	46.138	1:42.765
33	11.887	1:52.538	33	20.768	1:43.059	92	30.628	1:41.448	92	39.407	1:42.803	92	46.869	1:41.802
8	12.848	1:53.499	92	23.463	1:43.344	32	30.947	1:41.605	37	39.820	1:42.314	37	49.371	1:43.891
92	14.297	1:54.948	32	23.625	1:43.265	37	31.530	1:41.539	99	40.221	1:41.657	99	49.486	1:43.605
32	14.538	1:55.189	37	24.274	1:41.164	99	32.588	1:42.438	21	48.803	1:44.115	21	58.133	1:43.670
99	16.140	1:56.791	99	24.433	1:42.471	21	38.712	1:44.096	32	54.085	1:57.162	32	1:01.197	1:41.452
37	17.288	1:57.939	21	28.899	1:45.089	19	47.161	1:46.283	19	57.185	1:44.048	19	1:06.735	1:43.890
21	17.988	1:58.639	10	35.029	1:49.854	10	49.559	1:48.813	5	1:02.686	1:46.652	5	1:12.590	1:44.244
81	18.223	1:58.874	19	35.161	1:48.920	9	49.638	1:48.321	10	1:02.711	1:47.176	9	1:13.784	1:44.961
10	19.353	2:00.004	9	35.600	1:50.213	5	50.058	1:48.246	9	1:03.163	1:47.549	10	1:14.811	1:46.440
9	19.565	2:00.216	5	36.095	1:49.164	16	52.844	1:49.365	16	1:07.005	1:48.185	16	1:21.444	1:48.779
19	20.419	2:01.070	16	37.762	1:51.336	33	58.995	2:12.510	33	1:11.113	1:46.142	33	1:22.474	1:45.701
16	20.604	2:01.255	81	40.613	1:56.568	81	1:01.738	1:55.408	81	1:24.438	1:56.724			
5	21.109	2:01.760												
11	54.728	2:35.379												

# Lancaster Insurance MG Owners Club Championship

## RACE 2 - LAP CHART

Lap 6			Lap 7			Lap 8			Lap 9			Lap 10		
No	Behind	Laptime	No	Behind	Laptime	No	Behind	Laptime	No	Behind	Laptime	No	Behind	Laptime
1		1:34.706	1		1:34.693	1		1:36.256	1		1:38.404	1		1:37.445
55	10.854	1:36.223	33	1 LAP	1:47.106	10	1 LAP	1:48.013	21	1 LAP	1:47.610	5	1 LAP	1:45.935
42	12.490	1:35.079	16	1 LAP	1:51.801	55	11.544	1:35.534	55	9.966	1:36.826	55	9.073	1:36.552
81	1 LAP	1:57.837	55	12.266	1:36.105	33	1 LAP	1:48.007	23	12.363	1:37.086	21	1 LAP	1:47.570
23	13.272	1:35.280	42	13.047	1:35.250	42	11.959	1:35.168	42	12.577	1:39.022	23	11.334	1:36.416
44	16.081	1:36.428	23	14.021	1:35.442	23	13.681	1:35.916	9	1 LAP	2:00.533	42	11.577	1:36.445
4	17.039	1:36.752	44	17.439	1:36.051	44	18.459	1:37.276	10	1 LAP	1:48.086	44	15.720	1:37.044
59	17.498	1:36.195	4	18.730	1:36.384	4	19.738	1:37.264	44	16.121	1:36.066	59	17.713	1:36.678
20	22.227	1:39.172	59	19.143	1:36.338	59	19.841	1:36.954	59	18.480	1:37.043	4	21.545	1:39.805
28	23.067	1:41.993	20	25.856	1:38.322	16	1 LAP	1:57.116	4	19.185	1:37.851	9	1 LAP	1:45.793
53	23.723	1:37.125	28	26.325	1:37.951	28	26.311	1:36.242	33	1 LAP	1:47.718	28	23.868	1:36.980
69	24.719	1:38.169	69	27.528	1:37.502	20	27.170	1:37.570	28	24.333	1:36.426	10	1 LAP	1:48.753
22	25.860	1:38.120	22	28.565	1:37.398	69	28.468	1:37.196	69	27.537	1:37.473	69	27.406	1:37.314
71	26.313	1:38.255	71	29.355	1:37.735	22	29.428	1:37.119	22	28.315	1:37.291	22	28.276	1:37.406
2	27.492	1:37.953	2	31.163	1:38.364	71	30.192	1:37.093	71	29.821	1:38.033	33	1 LAP	1:49.142
29	31.296	1:38.346	53	34.190	1:45.160	2	34.029	1:39.122	20	32.896	1:44.130	71	32.954	1:40.578
66	36.801	1:40.682	29	36.330	1:39.727	53	35.967	1:38.033	2	34.841	1:39.216	53	36.379	1:38.619
92	54.317	1:42.154	81	1 LAP	1:58.417	29	38.437	1:38.363	53	35.205	1:37.642	2	38.555	1:41.159
8	55.213	1:43.781	66	43.744	1:41.636	66	47.880	1:40.392	29	38.141	1:38.108	29	39.389	1:38.693
37	56.946	1:42.281	92	1:01.294	1:41.670	81	1 LAP	1:56.176	16	1 LAP	2:01.398	20	40.671	1:45.220
99	57.108	1:42.328	8	1:02.127	1:41.607	92	1:06.090	1:41.052	66	49.581	1:40.105	66	52.038	1:39.902
21	1:06.177	1:42.750	37	1:02.803	1:40.550	8	1:06.681	1:40.810	8	1:08.438	1:40.161	16	1 LAP	1:49.239
32	1:06.997	1:40.506	99	1:03.250	1:40.835	37	1:07.187	1:40.640	92	1:08.904	1:41.218	8	1:11.985	1:40.992
19	1:14.912	1:42.883	32	1:15.190	1:42.886	99	1:08.099	1:41.105	37	1:10.717	1:41.934	92	1:13.290	1:41.831
5	1:19.755	1:41.871	19	1:23.346	1:43.127	32	1:20.995	1:42.061	81	1 LAP	2:00.119	37	1:13.683	1:40.411
9	1:21.168	1:42.090	5	1:27.596	1:42.534	19	1:30.231	1:43.141	32	1:23.416	1:40.825	32	1:27.266	1:41.295
10	1:28.173	1:48.068	21	1:27.957	1:56.473	5	1:34.527	1:43.187	19	1:34.823	1:42.996	81	1 LAP	1:59.459
			9	1:29.017	1:42.542							19	1:44.359	1:46.981

# Zero Exhausts Thoroughbred Sportscar Championship

## QUALIFYING - RACE 4 - CLASSIFICATION

POS	NO	CL	NAME	ENTRY	TIME	ON	LAPS	GAP	DIFF	MPH
1	3	A	Chris ACKLAM	Morgan Plus 8	1:30.435	3	9			93.78
2	96	D	Peter HENRY	Morgan Plus 8	1:31.585	9	9	1.150	1.150	92.60
3	87	D	Tony LEES	Morgan Plus 8	1:32.102	3	9	1.667	0.517	92.08
4	1	B	Peter SAMUELS	MG B Roadster	1:33.940	6	7	3.505	1.838	90.28
5	66	A	Simon CRIPPS	MG B Roadster	1:34.242	7	8	3.807	0.302	89.99
6	91	D	Philip GODDARD	Morgan Plus 8	1:34.300	9	9	3.865	0.058	89.94
7	2	B	Mike HAZLEWOOD	Triumph TR4	1:35.218	8	9	4.783	0.918	89.07
8	58	C	Jeremy KNIGHT	Jaguar Revival D Type	1:35.414	7	8	4.979	0.196	88.89
9	33	B	Max CAWTHORN	MG B Roadster	1:36.659	6	8	6.224	1.245	87.74
10	81	C	Timothy FALCE	Jaguar D Type	1:37.194	8	8	6.759	0.535	87.26
11	97	D	Roger CONNEL	TVR Griffith	1:37.485	5	8	7.050	0.291	87.00
12	39	A	Roy CHAMBERLAIN	Triumph TR3B	1:37.560	3	8	7.125	0.075	86.93
13	23	B	Kevin SWANN	MG B Roadster	1:37.911	4	8	7.476	0.351	86.62
14	77	C	Barry HOLMES	MG BGT V8	1:40.120	4	8	9.685	2.209	84.71
15	55	C	Robert SPENCER	MG BGT V8	1:40.567	8	8	10.132	0.447	84.33
16	24	B	Bob LINES	MG B	1:41.678	4	8	11.243	1.111	83.41
17	41	B	Babak FARSIAN	MG B Roadster	1:41.709	7	7	11.274	0.031	83.39
18	65	C	Christopher EDWARDS	Triumph GT6	1:42.764	5	7	12.329	1.055	82.53
19	4	A	Peter HISCOCKS	MG A	1:43.067	8	8	12.632	0.303	82.29
20	71	C	Graham PADDICK	Kougar Jaguar	1:45.260	3	7	14.825	2.193	80.57
21	45	B	Bruce ATKINSON	Alfa Romeo GT Junior	1:48.072	3	7	17.637	2.812	78.48
22	35	B	Steve CHAPMAN	Triumph TR4	1:50.972	4	5	20.537	2.900	76.42
23	14	A	Barry PROUD	MG B	2:00.785	5	6	30.350	9.813	70.22

Weather / Track : Sunny / Dry

These results are provisional until the conclusion of any judicial and technical matters.

Thruxton  
Circuit Length = 2.3560 miles  
Start: 11:39 End: 11:55

Clerk of Course :		Timekeeper :
-------------------	--	--------------

# Zero Exhausts Thoroughbred Sportscar Championship

## QUALIFYING - RACE 4 - LAP ANALYSIS

<b>1</b>	<b>Peter SAMUELS</b>		<b>B MG B Roadster</b>				
1 -	1:36.790	+ 2.850	11:42:44.799	5 -	1:35.537	+ 1.597	11:49:05.324
2 -	1:34.931	+ 0.991	11:44:19.730	6 -	<b>1:33.940</b>		<b>11:50:39.264</b>
3 -	1:35.632	+ 1.692	11:45:55.362	7 -	1:35.510	+ 1.570	11:52:14.774
4 -	1:34.425	+ 0.485	11:47:29.787				
<b>2</b>	<b>Mike HAZLEWOOD</b>		<b>B Triumph TR4</b>				
1 -	1:38.654	+ 3.436	11:42:36.695	6 -	1:35.309	+ 0.091	11:50:41.317
2 -	1:37.526	+ 2.308	11:44:14.221	7 -	1:36.176	+ 0.958	11:52:17.493
3 -	1:36.737	+ 1.519	11:45:50.958	8 -	<b>1:35.218</b>		<b>11:53:52.711</b>
4 -	1:37.098	+ 1.880	11:47:28.056	9 -	1:35.885	+ 0.667	11:55:28.596
5 -	1:37.952	+ 2.734	11:49:06.008				
<b>3</b>	<b>Chris ACKLAM</b>		<b>A Morgan Plus 8</b>				
1 -	1:34.151	+ 3.716	11:42:38.243	6 -	1:32.676	+ 2.241	11:50:21.568
2 -	1:31.904	+ 1.469	11:44:10.147	7 -	1:31.763	+ 1.328	11:51:53.331
3 -	<b>1:30.435</b>		<b>11:45:40.582</b>	8 -	1:32.222	+ 1.787	11:53:25.553
4 -	1:32.862	+ 2.427	11:47:13.444	9 -	1:31.217	+ 0.782	11:54:56.770
5 -	1:35.448	+ 5.013	11:48:48.892				
<b>4</b>	<b>Peter HISCOCKS</b>		<b>A MG A</b>				
1 -	1:53.518	+ 10.451	11:43:18.570	5 -	1:46.348	+ 3.281	11:50:29.718
2 -	1:51.987	+ 8.920	11:45:10.557	6 -	1:43.551	+ 0.484	11:52:13.269
3 -	1:47.648	+ 4.581	11:46:58.205	7 -	1:44.595	+ 1.528	11:53:57.864
4 -	1:45.165	+ 2.098	11:48:43.370	8 -	<b>1:43.067</b>		<b>11:55:40.931</b>
<b>14</b>	<b>Barry PROUD</b>		<b>A MG B</b>				
1 -	2:09.441	+ 8.656	11:44:11.457	4 -	2:01.189	+ 0.404	11:50:22.641
2 -	2:07.612	+ 6.827	11:46:19.069	5 -	<b>2:00.785</b>		<b>11:52:23.426</b>
3 -	2:02.383	+ 1.598	11:48:21.452	6 -	2:02.241	+ 1.456	11:54:25.667
<b>23</b>	<b>Kevin SWANN</b>		<b>B MG B Roadster</b>				
1 -	1:44.694	+ 6.783	11:43:20.118	5 -	1:38.938	+ 1.027	11:49:54.969
2 -	1:39.639	+ 1.728	11:44:59.757	6 -	1:38.928	+ 1.017	11:51:33.897
3 -	1:38.363	+ 0.452	11:46:38.120	7 -	1:39.303	+ 1.392	11:53:13.200
4 -	<b>1:37.911</b>		<b>11:48:16.031</b>	8 -	1:38.356	+ 0.445	11:54:51.556
<b>24</b>	<b>Bob LINES</b>		<b>B MG B</b>				
1 -	1:43.276	+ 1.598	11:42:47.491	5 -	1:42.879	+ 1.201	11:49:37.186
2 -	1:42.564	+ 0.886	11:44:30.055	6 -	1:43.180	+ 1.502	11:51:20.366
3 -	1:42.574	+ 0.896	11:46:12.629	7 -	1:43.318	+ 1.640	11:53:03.684
4 -	<b>1:41.678</b>		<b>11:47:54.307</b>	8 -	1:44.040	+ 2.362	11:54:47.724
<b>33</b>	<b>Max CAWTHORN</b>		<b>B MG B Roadster</b>				
1 -	1:43.267	+ 6.608	11:43:18.291	5 -	1:37.002	+ 0.343	11:49:49.961
2 -	1:39.318	+ 2.659	11:44:57.609	6 -	<b>1:36.659</b>		<b>11:51:26.620</b>
3 -	1:38.204	+ 1.545	11:46:35.813	7 -	1:37.811	+ 1.152	11:53:04.431
4 -	1:37.146	+ 0.487	11:48:12.959	8 -	1:38.816	+ 2.157	11:54:43.247
<b>35</b>	<b>Steve CHAPMAN</b>		<b>B Triumph TR4</b>				
1 -	1:54.245	+ 3.273	11:43:34.086	4 -	<b>1:50.972</b>		<b>11:49:10.801</b>
2 -	1:52.248	+ 1.276	11:45:26.334	5 -	1:54.411	+ 3.439	11:51:05.212
3 -	1:53.495	+ 2.523	11:47:19.829				
<b>39</b>	<b>Roy CHAMBERLAIN</b>		<b>A Triumph TR3B</b>				
1 -	1:39.361	+ 1.801	11:42:58.289	5 -	1:38.364	+ 0.804	11:49:30.398
2 -	1:37.735	+ 0.175	11:44:36.024	6 -	1:38.802	+ 1.242	11:51:09.200
3 -	<b>1:37.560</b>		<b>11:46:13.584</b>	7 -	1:37.667	+ 0.107	11:52:46.867
4 -	1:38.450	+ 0.890	11:47:52.034	8 -	1:38.246	+ 0.686	11:54:25.113
<b>41</b>	<b>Babak FARSIAN</b>		<b>B MG B Roadster</b>				
1 -	1:51.119	+ 9.410	11:43:53.945	5 -	1:46.079	+ 4.370	11:51:00.279

Thruxton  
Circuit Length = 2.3560 miles  
Start: 11:39 End: 11:55

Weather / Track : Sunny / Dry

# Zero Exhausts Thoroughbred Sportscar Championship

## QUALIFYING - RACE 4 - LAP ANALYSIS

2 -	1:47.012	+ 5.303	11:45:40.957	6 -	1:44.098	+ 2.389	11:52:44.377
3 -	1:46.153	+ 4.444	11:47:27.110	7 -	<b>1:41.709</b>		<b>11:54:26.086</b>
4 -	1:47.090	+ 5.381	11:49:14.200				
<b>45</b>	<b>Bruce ATKINSON</b>		<b>B</b>		<b>Alfa Romeo GT Junior</b>		
1 -	1:55.199	+ 7.127	11:43:18.931	5 -	1:49.479	+ 1.407	11:50:39.125
2 -	1:53.779	+ 5.707	11:45:12.710	6 -	1:49.991	+ 1.919	11:52:29.116
3 -	<b>1:48.072</b>		<b>11:47:00.782</b>	7 -	1:51.349	+ 3.277	11:54:20.465
4 -	1:48.864	+ 0.792	11:48:49.646				
<b>55</b>	<b>Robert SPENCER</b>		<b>C</b>		<b>MG BGT V8</b>		
1 -	1:42.942	+ 2.375	11:43:22.761	5 -	1:41.471	+ 0.904	11:50:09.837
2 -	1:43.606	+ 3.039	11:45:06.367	6 -	1:43.607	+ 3.040	11:51:53.444
3 -	1:41.296	+ 0.729	11:46:47.663	7 -	1:43.108	+ 2.541	11:53:36.552
4 -	1:40.703	+ 0.136	11:48:28.366	8 -	<b>1:40.567</b>		<b>11:55:17.119</b>
<b>58</b>	<b>Jeremy KNIGHT</b>		<b>C</b>		<b>Jaguar Revival D Type</b>		
1 -	1:38.372	+ 2.958	11:42:52.621	5 -	1:36.332	+ 0.918	11:49:20.234
2 -	1:37.218	+ 1.804	11:44:29.839	6 -	1:37.056	+ 1.642	11:50:57.290
3 -	1:36.956	+ 1.542	11:46:06.795	7 -	<b>1:35.414</b>		<b>11:52:32.704</b>
4 -	1:37.107	+ 1.693	11:47:43.902	8 -	1:36.380	+ 0.966	11:54:09.084
<b>65</b>	<b>Christopher EDWARDS</b>		<b>C</b>		<b>Triumph GT6</b>		
1 -	1:47.682	+ 4.918	11:43:36.637	5 -	<b>1:42.764</b>		<b>11:50:36.607</b>
2 -	1:45.986	+ 3.222	11:45:22.623	6 -	1:44.907	+ 2.143	11:52:21.514
3 -	1:45.692	+ 2.928	11:47:08.315	7 -	1:43.802	+ 1.038	11:54:05.316
4 -	1:45.528	+ 2.764	11:48:53.843				
<b>66</b>	<b>Simon CRIPPS</b>		<b>A</b>		<b>MG B Roadster</b>		
1 -	1:39.068	+ 4.826	11:42:54.340	5 -	1:35.131	+ 0.889	11:49:19.381
2 -	1:36.543	+ 2.301	11:44:30.883	6 -	1:37.337	+ 3.095	11:50:56.718
3 -	1:37.797	+ 3.555	11:46:08.680	7 -	<b>1:34.242</b>		<b>11:52:30.960</b>
4 -	1:35.570	+ 1.328	11:47:44.250	8 -	1:35.173	+ 0.931	11:54:06.133
<b>71</b>	<b>Graham PADDICK</b>		<b>C</b>		<b>Kougar Jaguar</b>		
1 -	1:47.265	+ 2.005	11:43:34.911	5 -	1:47.355	+ 2.095	11:50:40.336
2 -	1:46.550	+ 1.290	11:45:21.461	6 -	1:45.330	+ 0.070	11:52:25.666
3 -	<b>1:45.260</b>		<b>11:47:06.721</b>	7 -	1:45.900	+ 0.640	11:54:11.566
4 -	1:46.260	+ 1.000	11:48:52.981				
<b>77</b>	<b>Barry HOLMES</b>		<b>C</b>		<b>MG BGT V8</b>		
1 -	1:47.756	+ 7.636	11:43:20.701	5 -	1:41.976	+ 1.856	11:50:07.722
2 -	1:43.702	+ 3.582	11:45:04.403	6 -	1:42.135	+ 2.015	11:51:49.857
3 -	1:41.223	+ 1.103	11:46:45.626	7 -	1:44.837	+ 4.717	11:53:34.694
4 -	<b>1:40.120</b>		<b>11:48:25.746</b>	8 -	1:40.555	+ 0.435	11:55:15.249
<b>81</b>	<b>Timothy FALCE</b>		<b>C</b>		<b>Jaguar D Type</b>		
1 -	1:52.038	+ 14.844	11:43:19.237	5 -	1:40.731	+ 3.537	11:50:03.029
2 -	1:42.224	+ 5.030	11:45:01.461	6 -	1:39.361	+ 2.167	11:51:42.390
3 -	1:40.698	+ 3.504	11:46:42.159	7 -	1:44.391	+ 7.197	11:53:26.781
4 -	1:40.139	+ 2.945	11:48:22.298	8 -	<b>1:37.194</b>		<b>11:55:03.975</b>
<b>87</b>	<b>Tony LEES</b>		<b>D</b>		<b>Morgan Plus 8</b>		
1 -	1:34.200	+ 2.098	11:42:38.913	6 -	1:33.460	+ 1.358	11:50:24.367
2 -	1:33.627	+ 1.525	11:44:12.540	7 -	1:33.261	+ 1.159	11:51:57.628
3 -	<b>1:32.102</b>		<b>11:45:44.642</b>	8 -	1:34.943	+ 2.841	11:53:32.571
4 -	1:32.953	+ 0.851	11:47:17.595	9 -	1:32.866	+ 0.764	11:55:05.437
5 -	1:33.312	+ 1.210	11:48:50.907				
<b>91</b>	<b>Philip GODDARD</b>		<b>D</b>		<b>Morgan Plus 8</b>		
1 -	1:38.483	+ 4.183	11:42:37.595	6 -	1:35.209	+ 0.909	11:50:42.452
2 -	1:37.872	+ 3.572	11:44:15.467	7 -	1:35.517	+ 1.217	11:52:17.969
3 -	1:36.373	+ 2.073	11:45:51.840	8 -	1:35.135	+ 0.835	11:53:53.104
4 -	1:37.010	+ 2.710	11:47:28.850	9 -	<b>1:34.300</b>		<b>11:55:27.404</b>

Thruxton  
Circuit Length = 2.3560 miles  
Start: 11:39 End: 11:55

Weather / Track : Sunny / Dry


# Zero Exhausts Thoroughbred Sportscar Championship

## QUALIFYING - RACE 4 - LAP ANALYSIS

5 -	1:38.393	+ 4.093	11:49:07.243				
<b>96</b>	<b>Peter HENRY</b>		D Morgan Plus 8				
1 -	1:35.303	+ 3.718	11:42:29.973	6 -	1:32.328	+ 0.743	11:50:12.369
2 -	1:32.902	+ 1.317	11:44:02.875	7 -	1:31.724	+ 0.139	11:51:44.093
3 -	1:31.994	+ 0.409	11:45:34.869	8 -	1:31.871	+ 0.286	11:53:15.964
4 -	1:32.677	+ 1.092	11:47:07.546	9 -	<b>1:31.585</b>		<b>11:54:47.549</b>
5 -	1:32.495	+ 0.910	11:48:40.041				
<b>97</b>	<b>Roger CONNEL</b>		D TVR Griffith				
1 -	1:47.039	+ 9.554	11:43:48.126	5 -	<b>1:37.485</b>		<b>11:50:26.742</b>
2 -	1:40.067	+ 2.582	11:45:28.193	6 -	1:39.945	+ 2.460	11:52:06.687
3 -	1:40.129	+ 2.644	11:47:08.322	7 -	1:38.285	+ 0.800	11:53:44.972
4 -	1:40.935	+ 3.450	11:48:49.257	8 -	1:37.780	+ 0.295	11:55:22.752

# Zero Exhausts Thoroughbred Sportscar Championship

## RACE 4 - GRID - AMENDED

ROW 11	1:50.972 35 Steve CHAPMAN	2:00.785 14 Barry PROUD
ROW 10	1:45.260 71 Graham PADDICK	1:48.072 45 Bruce ATKINSON
ROW 9	1:42.764 65 Christopher EDWARDS	1:43.067 4 Peter HISCOCKS
ROW 8	1:40.567 55 Robert SPENCER	1:41.678 24 Bob LINES
ROW 7	1:37.911 23 Kevin SWANN	1:40.120 77 Barry HOLMES
ROW 6	1:37.485 97 Roger CONNEL	1:37.560 39 Roy CHAMBERLAIN
ROW 5	1:36.659 33 Max CAWTHORN	1:37.194 81 Timothy FALCE
ROW 4	1:35.218 2 Mike HAZLEWOOD	1:35.414 58 Jeremy KNIGHT
ROW 3	1:34.242 66 Simon CRIPPS	1:34.300 91 Philip GODDARD
ROW 2	1:32.102 87 Tony LEES	1:33.940 1 Peter SAMUELS
ROW 1	1:30.435 3 Chris ACKLAM	1:31.585 96 Peter HENRY
<b>Pole</b>		
		

Thrupton  
Circuit Length = 2.3560 miles

**These results are provisional until the conclusion of any judicial and technical matters.**

Clerk of Course :	Timekeeper :
-------------------	--------------

# Zero Exhausts Thoroughbred Sportscar Championship

## RACE 4 - CLASSIFICATION

POS	NO	CL	NAME	ENTRY	LAPS	TIME	GAP	DIFF	MPH	BEST	ON
1	3	A	<b>Chris ACKLAM</b>	Morgan Plus 8	10	15:20.580			92.13	1:30.080	10
2	87	D	<b>Tony LEES</b>	Morgan Plus 8	10	15:22.249	<b>1.669</b>	1.669	91.96	1:30.741	10
3	96	D	<b>Peter HENRY</b>	Morgan Plus 8	10	15:22.685	<b>2.105</b>	0.436	91.92	1:30.318	9
4	91	D	<b>Philip GODDARD</b>	Morgan Plus 8	10	15:23.368	<b>2.788</b>	0.683	91.85	1:30.928	10
5	66	A	<b>Simon CRIPPS</b>	MG B Roadster	10	15:42.935	<b>22.355</b>	19.567	89.94	1:32.430	2
6	1	B	<b>Peter SAMUELS</b>	MG B Roadster	10	15:43.003	<b>22.423</b>	0.068	89.94	1:32.914	2
7	58	C	<b>Jeremy KNIGHT</b>	Jaguar Revival D Type	10	15:43.366	<b>22.786</b>	0.363	89.90	1:32.929	2
8	2	B	<b>Mike HAZLEWOOD</b>	Triumph TR4	10	15:43.809	<b>23.229</b>	0.443	89.86	1:32.727	9
9	81	C	<b>Timothy FALCE</b>	Jaguar D Type	10	16:07.868	<b>47.288</b>	24.059	87.63	1:34.064	2
10	77	C	<b>Barry HOLMES</b>	MG BGT V8	10	16:08.361	<b>47.781</b>	0.493	87.58	1:35.184	5
11	33	B	<b>Max CAWTHORN</b>	MG B Roadster	10	16:11.535	<b>50.955</b>	3.174	87.30	1:35.422	8
12	97	D	<b>Roger CONNEL</b>	TVR Griffith	10	16:12.856	<b>52.276</b>	1.321	87.18	1:35.030	10
13	36	A	<b>Nigel MORRIS</b>	MG A Twin Cam	10	16:14.028	<b>53.448</b>	1.172	87.07	1:34.726	7
14	39	A	<b>Roy CHAMBERLAIN</b>	Triumph TR3B	10	16:16.188	<b>55.608</b>	2.160	86.88	1:35.486	4
15	55	C	<b>Robert SPENCER</b>	MG BGT V8	10	16:29.996	<b>1:09.416</b>	13.808	85.67	1:37.064	3
16	23	B	<b>Kevin SWANN</b>	MG B Roadster	10	16:31.035	<b>1:10.455</b>	1.039	85.58	1:36.423	4
17	35	B	<b>Steve CHAPMAN</b>	Triumph TR4	10	16:56.418	<b>1:35.838</b>	25.383	83.44	1:39.129	10
18	71	C	<b>Graham PADDICK</b>	Kougar Jaguar	10	16:57.161	<b>1:36.581</b>	0.743	83.38	1:39.211	10
19	4	A	<b>Peter HISCOCKS</b>	MG A	9	15:58.736	<b>1 lap</b>	1 lap	79.61	1:44.289	9
20	14	A	<b>Colin JONES</b>	MG B	8	16:05.285	<b>2 laps</b>	1 lap	70.29	1:57.711	7

### NOT CLASSIFIED

<i>DNC</i>	65	C	<b>Christopher EDWARDS</b>	Triumph GT6	5	16:18.328	<b>5 laps</b>	3 laps	43.34	1:43.173	3
<i>DNF</i>	24	B	<b>Bob LINES</b>	MG B	4	7:44.248	<b>6 laps</b>	1 lap	73.07	1:41.581	3

### FASTEST LAP

3	A	<b>Chris ACKLAM</b>	Morgan Plus 8	10	1:30.080	94.15 mph	151.52 kph
96	D	<b>Peter HENRY</b>	Morgan Plus 8	9	1:30.318	93.90 mph	151.12 kph
2	B	<b>Mike HAZLEWOOD</b>	Triumph TR4	9	1:32.727	91.46 mph	147.20 kph
58	C	<b>Jeremy KNIGHT</b>	Jaguar Revival D Type	2	1:32.929	91.26 mph	146.88 kph

Weather / Track : Cloudy / Dry

These results are provisional until the conclusion of any judicial and technical matters.

Thruxton  
Circuit Length = 2.3560 miles  
Start: 15:37 End: 15:55

Clerk of Course :	Timekeeper :
-------------------	--------------

# Zero Exhausts Thoroughbred Sportscar Championship

## RACE 4 - LAP CHART

Lap 1			Lap 2			Lap 3			Lap 4			Lap 5		
No	Behind	Laptime	No	Behind	Laptime	No	Behind	Laptime	No	Behind	Laptime	No	Behind	Laptime
87		1:36.983	87		1:31.114	87		1:31.517	87		1:32.741	3		1:32.552
3	0.581	1:37.564	3	0.603	1:31.136	3	0.363	1:31.277	3	0.214	1:32.592	91	1.163	1:33.024
96	1.271	1:38.254	96	1.071	1:30.914	96	0.801	1:31.247	96	0.531	1:32.471	87	1.587	1:34.353
91	2.605	1:39.588	91	2.434	1:30.943	91	2.103	1:31.186	91	0.905	1:31.543	96	1.706	1:33.941
66	3.438	1:40.421	66	4.754	1:32.430	66	6.014	1:32.777	66	7.153	1:33.880	66	8.466	1:34.079
1	3.739	1:40.722	1	5.539	1:32.914	1	7.035	1:33.013	1	7.649	1:33.355	1	8.878	1:33.995
58	4.115	1:41.098	58	5.930	1:32.929	58	7.889	1:33.476	58	8.653	1:33.505	58	9.741	1:33.854
2	4.988	1:41.971	2	7.738	1:33.864	2	11.115	1:34.894	2	11.860	1:33.486	2	12.764	1:33.670
81	5.490	1:42.473	81	8.440	1:34.064	81	11.480	1:34.557	81	14.214	1:35.475	81	18.034	1:36.586
77	8.130	1:45.113	77	13.539	1:36.523	77	19.041	1:37.019	77	22.597	1:36.297	77	25.015	1:35.184
39	8.835	1:45.818	97	14.657	1:35.645	97	20.596	1:37.456	39	23.671	1:35.486	14	1 LAP	2:00.181
97	10.126	1:47.109	39	14.730	1:37.009	39	20.926	1:37.713	33	24.160	1:35.691	39	26.570	1:35.665
33	10.507	1:47.490	33	15.458	1:36.065	33	21.210	1:37.269	97	25.209	1:37.354	33	26.881	1:35.487
23	12.237	1:49.220	23	18.450	1:37.327	23	23.902	1:36.969	23	27.584	1:36.423	97	27.575	1:35.132
55	12.435	1:49.418	55	19.013	1:37.692	55	24.560	1:37.064	36	29.132	1:36.024	36	31.256	1:34.890
24	13.525	1:50.508	36	22.297	1:38.570	36	25.849	1:35.069	55	30.138	1:38.319	23	32.145	1:37.327
71	13.581	1:50.564	71	23.035	1:40.568	71	31.478	1:39.960	71	41.087	1:42.350	55	34.648	1:37.276
36	14.841	1:51.824	24	25.097	1:42.686	35	35.057	1:41.072	35	43.978	1:41.662	71	50.068	1:41.747
35	15.614	1:52.597	35	25.502	1:41.002	24	35.161	1:41.581	4	1:00.906	1:45.950	35	50.456	1:39.244
4	19.332	1:56.315	4	33.537	1:45.319	4	47.697	1:45.677	24	1:31.893	2:29.473	4	1:13.408	1:45.268
14	34.758	2:11.741	14	1:03.958	2:00.314	14	1:30.911	1:58.470						

# Zero Exhausts Thoroughbred Sportscar Championship

## RACE 4 - LAP CHART

Lap 6			Lap 7			Lap 8			Lap 9			Lap 10		
No	Behind	Laptime	No	Behind	Laptime	No	Behind	Laptime	No	Behind	Laptime	No	Behind	Laptime
3		1:31.154	3		1:31.952	3		1:31.068	3		1:31.205	3		1:30.080
65	5 LAPS	9:16.607	91	0.849	1:31.079	87	1.408	1:31.178	87	1.008	1:30.805	87	1.669	1:30.741
91	1.722	1:31.713	87	1.298	1:31.367	91	2.082	1:32.301	96	1.409	1:30.318	96	2.105	1:30.776
87	1.883	1:31.450	96	1.679	1:31.456	96	2.296	1:31.685	91	1.940	1:31.063	91	2.788	1:30.928
96	2.175	1:31.623	66	13.302	1:33.762	4	1 LAP	1:45.973	14	2 LAPS	1:57.711	66	22.355	1:35.311
66	11.492	1:34.180	1	13.969	1:33.639	66	15.184	1:32.950	66	17.124	1:33.145	1	22.423	1:34.413
1	12.282	1:34.558	58	14.981	1:34.025	1	16.014	1:33.113	1	18.090	1:33.281	58	22.786	1:33.943
58	12.908	1:34.321	65	5 LAPS	1:46.785	58	16.847	1:32.934	58	18.923	1:33.281	2	23.229	1:33.043
2	14.957	1:33.347	2	16.270	1:33.265	2	18.744	1:33.542	2	20.266	1:32.727	4	1 LAP	1:44.289
81	25.436	1:38.556	81	30.545	1:37.061	65	5 LAPS	1:43.173	4	1 LAP	1:45.447	14	2 LAPS	2:00.087
77	29.080	1:35.219	77	32.484	1:35.356	81	36.138	1:36.661	65	5 LAPS	1:44.390	81	47.288	1:36.839
33	31.591	1:35.864	33	35.843	1:36.204	77	36.706	1:35.290	81	40.529	1:35.596	77	47.781	1:36.437
39	31.714	1:36.298	97	36.657	1:35.597	33	40.197	1:35.422	77	41.424	1:35.923	33	50.955	1:35.967
97	33.012	1:36.591	39	37.359	1:37.597	97	42.537	1:36.948	33	45.068	1:36.076	97	52.276	1:35.030
36	35.976	1:35.874	36	38.750	1:34.726	36	43.000	1:35.318	97	47.326	1:35.994	36	53.448	1:35.552
55	41.866	1:38.372	55	47.615	1:37.701	39	43.760	1:37.469	36	47.976	1:36.181	39	55.608	1:36.350
23	43.859	1:42.868	23	49.071	1:37.164	55	53.672	1:37.125	39	49.338	1:36.783	65	5 LAPS	1:47.373
14	1 LAP	1:58.330	35	1:08.589	1:40.328	23	56.390	1:38.387	55	1:00.817	1:38.350	55	1:09.416	1:38.679
35	1:00.213	1:40.911	71	1:10.195	1:40.559	35	1:17.693	1:40.172	23	1:03.248	1:38.063	23	1:10.455	1:37.287
71	1:01.588	1:42.674	14	1 LAP	1:58.451	71	1:19.014	1:39.887	35	1:26.789	1:40.301	35	1:35.838	1:39.129
4	1:26.752	1:44.498							71	1:27.450	1:39.641	71	1:36.581	1:39.211

**BARC Westfield Sportscar Series**  
**QUALIFYING - RACE 5 - CLASSIFICATION**

POS	NO	CL	NAME	ENTRY	TIME	ON	LAPS	GAP	DIFF	MPH
1	19	B	Chris GOULD	Westfield SE	1:28.679	9	9			95.64
2	2	B	Nick FLOWERS	Westfield SE	1:29.641	3	9	0.962	0.962	94.61
3	29	B	Will CHAPPELL	Westfield SEi Turbo	1:29.782	7	9	1.103	0.141	94.46
4	26	B	Chris DAVISON	Westfield SE	1:29.887	7	9	1.208	0.105	94.35
5	24	B	Simon PRYKE	Westfield SEW	1:30.790	8	9	2.111	0.903	93.41
6	25	B	Nick GROUT	Westfield Zetec	1:31.710	8	9	3.031	0.920	92.48
7	36	B	Jon CHAPPELL	Westfield SEi	1:32.644	5	7	3.965	0.934	91.55
8	14	B	Seamus HARDING	Westfield 1800 Zetec	1:33.614	9	9	4.935	0.970	90.60
9	17	B	Harry GORDON-FINLAYSON	Westfield SEW	1:33.925	4	4	5.246	0.311	90.30
10	3	B	Brian SMALL	Westfield SE	1:34.688	2	4	6.009	0.763	89.57

Weather / Track : Sunny / Dry

These results are provisional until the conclusion of any judicial and technical matters.

Thrupton  
 Circuit Length = 2.3560 miles  
 Start: 12:01 End: 12:18

Clerk of Course :

Timekeeper :

# BARC Westfield Sportscar Series


## QUALIFYING - RACE 5 - LAP ANALYSIS

<b>2</b>	<b>Nick FLOWERS</b>		<b>B Westfield SE</b>				
1 -	1:31.974	+ 2.333	12:05:18.522	6 -	1:31.310	+ 1.669	12:12:50.965
2 -	1:30.163	+ 0.522	12:06:48.685	7 -	1:30.734	+ 1.093	12:14:21.699
3 -	<b>1:29.641</b>		<b>12:08:18.326</b>	8 -	1:34.614	+ 4.973	12:15:56.313
4 -	1:30.298	+ 0.657	12:09:48.624	9 -	1:30.111	+ 0.470	12:17:26.424
5 -	1:31.031	+ 1.390	12:11:19.655				
<b>3</b>	<b>Brian SMALL</b>		<b>B Westfield SE</b>				
1 -	1:39.292	+ 4.604	12:05:19.578	3 -	1:35.008	+ 0.320	12:08:29.274
2 -	<b>1:34.688</b>		<b>12:06:54.266</b>	4 -	1:35.595	+ 0.907	12:10:04.869
<b>14</b>	<b>Seamus HARDING</b>		<b>B Westfield 1800 Zetec</b>				
1 -	1:36.764	+ 3.150	12:05:30.865	6 -	1:34.752	+ 1.138	12:13:24.184
2 -	1:34.821	+ 1.207	12:07:05.686	7 -	1:34.208	+ 0.594	12:14:58.392
3 -	1:35.055	+ 1.441	12:08:40.741	8 -	1:34.746	+ 1.132	12:16:33.138
4 -	1:34.421	+ 0.807	12:10:15.162	9 -	<b>1:33.614</b>		<b>12:18:06.752</b>
5 -	1:34.270	+ 0.656	12:11:49.432				
<b>17</b>	<b>Harry GORDON-FINLAYSON</b>		<b>B Westfield SEW</b>				
1 -	1:38.507	+ 4.582	12:05:36.802	3 -	1:34.095	+ 0.170	12:08:46.654
2 -	1:35.757	+ 1.832	12:07:12.559	4 -	<b>1:33.925</b>		<b>12:10:20.579</b>
<b>19</b>	<b>Chris GOULD</b>		<b>B Westfield SE</b>				
1 -	1:29.424	+ 0.745	12:05:13.806	6 -	1:29.825	+ 1.146	12:12:41.879
2 -	1:29.875	+ 1.196	12:06:43.681	7 -	1:28.783	+ 0.104	12:14:10.662
3 -	1:30.283	+ 1.604	12:08:13.964	8 -	1:29.033	+ 0.354	12:15:39.695
4 -	1:28.931	+ 0.252	12:09:42.895	9 -	<b>1:28.679</b>		<b>12:17:08.374</b>
5 -	1:29.159	+ 0.480	12:11:12.054				
<b>24</b>	<b>Simon PRYKE</b>		<b>B Westfield SEW</b>				
1 -	1:33.999	+ 3.209	12:05:25.927	6 -	1:31.479	+ 0.689	12:13:08.986
2 -	1:33.557	+ 2.767	12:06:59.484	7 -	1:31.598	+ 0.808	12:14:40.584
3 -	1:33.296	+ 2.506	12:08:32.780	8 -	<b>1:30.790</b>		<b>12:16:11.374</b>
4 -	1:32.754	+ 1.964	12:10:05.534	9 -	1:38.290	+ 7.500	12:17:49.664
5 -	1:31.973	+ 1.183	12:11:37.507				
<b>25</b>	<b>Nick GROUT</b>		<b>B Westfield Zetec</b>				
1 -	1:37.196	+ 5.486	12:05:18.348	6 -	1:33.106	+ 1.396	12:13:02.384
2 -	1:33.847	+ 2.137	12:06:52.195	7 -	1:33.025	+ 1.315	12:14:35.409
3 -	1:32.410	+ 0.700	12:08:24.605	8 -	<b>1:31.710</b>		<b>12:16:07.119</b>
4 -	1:32.410	+ 0.700	12:09:57.015	9 -	1:33.580	+ 1.870	12:17:40.699
5 -	1:32.263	+ 0.553	12:11:29.278				
<b>26</b>	<b>Chris DAVISON</b>		<b>B Westfield SE</b>				
1 -	1:37.194	+ 7.307	12:05:22.800	6 -	1:30.957	+ 1.070	12:12:54.988
2 -	1:30.112	+ 0.225	12:06:52.912	7 -	<b>1:29.887</b>		<b>12:14:24.875</b>
3 -	1:30.450	+ 0.563	12:08:23.362	8 -	1:31.044	+ 1.157	12:15:55.919
4 -	1:30.347	+ 0.460	12:09:53.709	9 -	1:30.217	+ 0.330	12:17:26.136
5 -	1:30.322	+ 0.435	12:11:24.031				
<b>29</b>	<b>Will CHAPPELL</b>		<b>B Westfield SEi Turbo</b>				
1 -	1:34.332	+ 4.550	12:05:15.452	6 -	1:32.569	+ 2.787	12:12:52.766
2 -	1:31.550	+ 1.768	12:06:47.002	7 -	<b>1:29.782</b>		<b>12:14:22.548</b>
3 -	1:30.813	+ 1.031	12:08:17.815	8 -	1:31.360	+ 1.578	12:15:53.908
4 -	1:31.234	+ 1.452	12:09:49.049	9 -	1:31.406	+ 1.624	12:17:25.314
5 -	1:31.148	+ 1.366	12:11:20.197				
<b>36</b>	<b>Jon CHAPPELL</b>		<b>B Westfield SEi</b>				
1 -	1:40.955	+ 8.311	12:07:46.802	5 -	<b>1:32.644</b>		<b>12:14:27.650</b>
2 -	2:00.061	+ 27.417	12:09:46.863	6 -	1:33.734	+ 1.090	12:16:01.384
3 -	1:35.001	+ 2.357	12:11:21.864	7 -	1:47.152	+ 14.508	12:17:48.536
4 -	1:33.142	+ 0.498	12:12:55.006				

Thruxton  
 Circuit Length = 2.3560 miles  
 Start: 12:01 End: 12:18

Weather / Track : Sunny / Dry

**BARC Westfield Sportscar Series**  
**RACE 5 - GRID**

ROW 5	1:33.925 17 Harry GORDON-FINLAYSON	1:34.688 3 Brian SMALL
ROW 4	1:32.644 36 Jon CHAPPELL	1:33.614 14 Seamus HARDING
ROW 3	1:30.790 24 Simon PRYKE	1:31.710 25 Nick GROUT
ROW 2	1:29.782 29 Will CHAPPELL	1:29.887 26 Chris DAVISON
ROW 1	1:28.679 19 Chris GOULD	1:29.641 2 Nick FLOWERS
<b>Pole</b>		
		

Thrupton  
 Circuit Length = 2.3560 miles

**These results are provisional until the conclusion of any judicial and technical matters.**

Clerk of Course :		Timekeeper :
-------------------	--	--------------

# BARC Westfield Sportscar Series

## RACE 5 - CLASSIFICATION

POS	NO	CL	NAME	ENTRY	LAPS	TIME	GAP	DIFF	MPH	BEST	ON
1	26	B	Chris DAVISON	Westfield SE	14	20:50.230			94.97	1:27.967	13
2	19	B	Chris GOULD	Westfield SE	14	20:52.004	1.774	1.774	94.84	1:27.960	7
3	2	B	Nick FLOWERS	Westfield SE	14	21:00.397	10.167	8.393	94.20	1:28.899	10
4	24	B	Simon PRYKE	Westfield SEW	14	21:10.305	20.075	9.908	93.47	1:29.394	6
5	25	B	Nick GROUT	Westfield Zetec	14	21:31.213	40.983	20.908	91.96	1:30.866	5
6	29	B	Will CHAPPELL	Westfield SEi Turbo	14	21:33.716	43.486	2.503	91.78	1:28.947	12
7	14	B	Seamus HARDING	Westfield 1800 Zetec	14	21:34.352	44.122	0.636	91.73	1:29.780	14
8	36	B	Jon CHAPPELL	Westfield SEi	14	21:37.054	46.824	2.702	91.54	1:30.579	13

### FASTEST LAP

19	B	Chris GOULD	Westfield SE	7	1:27.960	96.42 mph	155.18 kph
----	---	-------------	--------------	---	----------	-----------	------------

Weather / Track : Light Rain / Dry

These results are provisional until the conclusion of any judicial and technical matters.

Thrupton  
 Circuit Length = 2.3560 miles  
 Start: 16:05 End: 16:27

Clerk of Course :

Timekeeper :

# BARC Westfield Sportscar Series

## RACE 5 - LAP CHART

Lap 1			Lap 2			Lap 3			Lap 4			Lap 5		
No	Behind	Laptime	No	Behind	Laptime	No	Behind	Laptime	No	Behind	Laptime	No	Behind	Laptime
26		1:35.085	26		1:29.937	26		1:29.057	26		1:29.660	26		1:28.967
19	1.643	1:36.728	19	2.485	1:30.779	19	2.916	1:29.488	19	2.024	1:28.768	19	1.612	1:28.555
2	2.162	1:37.247	2	3.183	1:30.958	2	4.139	1:30.013	2	3.825	1:29.346	2	4.369	1:29.511
29	2.323	1:37.408	25	4.478	1:31.482	24	5.647	1:29.919	24	5.923	1:29.936	24	6.983	1:30.027
25	2.933	1:38.018	24	4.785	1:31.078	25	7.070	1:31.649	25	8.607	1:31.197	25	10.506	1:30.866
24	3.644	1:38.729	36	6.343	1:31.935	36	8.498	1:31.212	36	10.640	1:31.802	36	14.160	1:32.487
36	4.345	1:39.430	14	8.756	1:32.527	14	12.491	1:32.792	14	14.759	1:31.928	14	17.689	1:31.897
14	6.166	1:41.251	29	9.699	1:37.313	29	24.042	1:43.400	29	26.439	1:32.057	29	29.091	1:31.619

# BARC Westfield Sportscar Series

## RACE 5 - LAP CHART

Lap 6			Lap 7			Lap 8			Lap 9			Lap 10		
No	Behind	Laptime	No	Behind	Laptime	No	Behind	Laptime	No	Behind	Laptime	No	Behind	Laptime
26		1:29.128	26		1:28.234	26		1:28.337	26		1:28.388	19		1:28.630
19	1.101	1:28.617	19	0.827	1:27.960	19	0.513	1:28.023	19	0.427	1:28.302	26	0.104	1:29.161
2	4.435	1:29.194	2	5.377	1:29.176	2	7.110	1:30.070	2	7.728	1:29.006	2	7.570	1:28.899
24	7.249	1:29.394	24	8.904	1:29.889	24	10.544	1:29.977	24	12.472	1:30.316	24	13.501	1:30.086
25	12.645	1:31.267	25	15.881	1:31.470	25	18.875	1:31.331	25	23.354	1:32.867	25	26.299	1:32.002
36	20.491	1:35.459	14	25.466	1:33.073	14	29.259	1:32.130	14	32.488	1:31.617	14	35.051	1:31.620
14	20.627	1:32.066	36	26.397	1:34.140	36	29.659	1:31.599	36	33.114	1:31.843	36	36.690	1:32.633
29	31.177	1:31.214	29	34.337	1:31.394	29	37.221	1:31.221	29	38.820	1:29.987	29	39.744	1:29.981

# BARC Westfield Sportscar Series

## RACE 5 - LAP CHART

Lap 11			Lap 12			Lap 13			Lap 14		
No	Behind	Laptime	No	Behind	Laptime	No	Behind	Laptime	No	Behind	Laptime
19		1:29.494	26		1:28.580	26		1:27.967	26		1:28.283
26	0.056	1:29.446	19	0.786	1:29.422	19	1.165	1:28.346	19	1.774	1:28.892
2	7.478	1:29.402	2	8.131	1:29.289	2	9.347	1:29.183	2	10.167	1:29.103
24	14.548	1:30.541	24	15.828	1:29.916	24	17.703	1:29.842	24	20.075	1:30.655
25	29.227	1:32.422	25	33.188	1:32.597	25	37.535	1:32.314	25	40.983	1:31.731
14	37.067	1:31.510	14	39.657	1:31.226	29	41.564	1:29.743	29	43.486	1:30.205
36	38.349	1:31.153	29	39.788	1:28.947	14	42.625	1:30.935	14	44.122	1:29.780
29	39.477	1:29.227	36	40.902	1:31.189	36	43.514	1:30.579	36	46.824	1:31.593

# Moss Europe MGCC BCV8 Championship

## QUALIFYING - RACE 6 - CLASSIFICATION

POS	NO	CL	NAME	ENTRY	TIME	ON	LAPS	GAP	DIFF	MPH
1	96	D	Paul SIBLEY	MG B Roadster	1:26.930	5	6			97.56
2	97	D	Adrian BEER	MG BGT V8	1:28.119	6	6	1.189	1.189	96.25
3	84	D	Peter COLLIS	MG B Roadster	1:28.469	5	6	1.539	0.350	95.87
4	87	D	Joe PARRINGTON	MG BGT V8	1:29.050	4	6	2.120	0.581	95.24
5	83	C	Phil WALKER	MG BGT V8	1:31.271	3	6	4.341	2.221	92.92
6	35	B	Tom JONES	MG B Roadster	1:33.099	3	6	6.169	1.828	91.10
7	1	B	Peter SAMUELS	MG B Roadster	1:33.465	5	6	6.535	0.366	90.74
8	31	B	Jonnie WHEELER	MG B Roadster	1:34.625	2	6	7.695	1.160	89.63
9	58	B	Ian PRIOR	MG B	1:34.687	4	6	7.757	0.062	89.57
10	30	B	James WHEELER	MG B Roadster	1:35.266	3	6	8.336	0.579	89.03
11	34	B	Brian CAKEBREAD	MG BCV8	1:35.941	5	6	9.011	0.675	88.40
12	46	B	Simon CRIPPS	MG B Roadster	1:37.094	1	2	10.164	1.153	87.35
13	41	B	Babak FARSIAN	MG B Roadster	1:40.530	5	5	13.600	3.436	84.36
14	63	B	Ron MOORCRAFT	MG B Roadster	1:44.557	5	5	17.627	4.027	81.11
15	9	A	Steve OKINES	MG B Roadster	1:47.126	2	5	20.196	2.569	79.17
16	22	AB	Brian SHETHURST	MG BGT V8	1:48.721	5	5	21.791	1.595	78.01
17	6	A	Victoria STONES	MG B	1:48.942	4	5	22.012	0.221	77.85
18	10	A	Terry SAVORY	MG BGT	1:50.718	4	4	23.788	1.776	76.60
19	5	A	Bob FISHER	MG BCV8	1:51.304	3	5	24.374	0.586	76.20

Weather / Track : Sunny / Dry

These results are provisional until the conclusion of any judicial and technical matters.

Thruxton  
Circuit Length = 2.3560 miles  
Start: 12:24 End: 12:37

Clerk of Course :		Timekeeper :
-------------------	--	--------------

# Moss Europe MGCC BCV8 Championship

## QUALIFYING - RACE 6 - LAP ANALYSIS

<b>1</b>	<b>Peter SAMUELS</b>		<b>B MG B Roadster</b>			
1 -	1:38.008	+ 4.543	12:28:09.518	4 -	1:33.984	+ 0.519
2 -	1:34.118	+ 0.653	12:29:43.636	5 -	<b>1:33.465</b>	
3 -	1:34.287	+ 0.822	12:31:17.923	6 -	1:39.094	+ 5.629
<b>5</b>	<b>Bob FISHER</b>		<b>A MG BCV8</b>			
1 -	1:56.315	+ 5.011	12:28:44.477	4 -	1:52.564	+ 1.260
2 -	1:51.673	+ 0.369	12:30:36.150	5 -	1:51.837	+ 0.533
3 -	<b>1:51.304</b>		<b>12:32:27.454</b>			
<b>6</b>	<b>Victoria STONES</b>		<b>A MG B</b>			
1 -	1:53.733	+ 4.791	12:28:37.233	4 -	<b>1:48.942</b>	
2 -	1:51.148	+ 2.206	12:30:28.381	5 -	1:56.377	+ 7.435
3 -	1:56.549	+ 7.607	12:32:24.930			
<b>9</b>	<b>Steve OKINES</b>		<b>A MG B Roadster</b>			
1 -	1:51.007	+ 3.881	12:28:20.244	4 -	1:54.521	+ 7.395
2 -	<b>1:47.126</b>		<b>12:30:07.370</b>	5 -	1:47.804	+ 0.678
3 -	1:48.356	+ 1.230	12:31:55.726			
<b>10</b>	<b>Terry SAVORY</b>		<b>A MG BGT</b>			
1 -	1:52.324	+ 1.606	12:28:37.405	3 -	1:53.323	+ 2.605
2 -	1:51.354	+ 0.636	12:30:28.759	4 -	<b>1:50.718</b>	
<b>22</b>	<b>Brian SHETHURST</b>		<b>AB MG BGT V8</b>			
1 -	1:51.628	+ 2.907	12:28:28.016	4 -	1:48.912	+ 0.191
2 -	1:52.000	+ 3.279	12:30:20.016	5 -	<b>1:48.721</b>	
3 -	1:50.664	+ 1.943	12:32:10.680			
<b>30</b>	<b>James WHEELER</b>		<b>B MG B Roadster</b>			
1 -	1:36.088	+ 0.822	12:27:50.017	4 -	1:35.410	+ 0.144
2 -	1:35.796	+ 0.530	12:29:25.813	5 -	1:37.089	+ 1.823
3 -	<b>1:35.266</b>		<b>12:31:01.079</b>	6 -	1:36.055	+ 0.789
<b>31</b>	<b>Jonnie WHEELER</b>		<b>B MG B Roadster</b>			
1 -	1:35.904	+ 1.279	12:27:50.949	4 -	1:35.837	+ 1.212
2 -	<b>1:34.625</b>		<b>12:29:25.574</b>	5 -	1:37.039	+ 2.414
3 -	1:35.805	+ 1.180	12:31:01.379	6 -	1:35.799	+ 1.174
<b>34</b>	<b>Brian CAKEBREAD</b>		<b>B MG BCV8</b>			
1 -	1:39.659	+ 3.718	12:28:13.285	4 -	1:36.982	+ 1.041
2 -	1:37.780	+ 1.839	12:29:51.065	5 -	<b>1:35.941</b>	
3 -	1:37.416	+ 1.475	12:31:28.481	6 -	1:37.548	+ 1.607
<b>35</b>	<b>Tom JONES</b>		<b>B MG B Roadster</b>			
1 -	1:33.591	+ 0.492	12:27:46.880	4 -	1:33.350	+ 0.251
2 -	1:33.312	+ 0.213	12:29:20.192	5 -	1:33.965	+ 0.866
3 -	<b>1:33.099</b>		<b>12:30:53.291</b>	6 -	1:34.532	+ 1.433
<b>41</b>	<b>Babak FARSIAN</b>		<b>B MG B Roadster</b>			
1 -	1:46.596	+ 6.066	12:28:35.069	4 -	1:41.437	+ 0.907
2 -	1:42.592	+ 2.062	12:30:17.661	5 -	<b>1:40.530</b>	
3 -	1:41.742	+ 1.212	12:31:59.403			
<b>46</b>	<b>Simon CRIPPS</b>		<b>B MG B Roadster</b>			
1 -	<b>1:37.094</b>		<b>12:27:54.297</b>	2 -	7:47.461	+ 6:10.367
<b>58</b>	<b>Ian PRIOR</b>		<b>B MG B</b>			
1 -	1:38.586	+ 3.899	12:27:48.282	4 -	<b>1:34.687</b>	
2 -	1:49.047	+ 14.360	12:29:37.329	5 -	1:35.999	+ 1.312
3 -	1:44.238	+ 9.551	12:31:21.567	6 -	1:36.196	+ 1.509

Thruxton  
Circuit Length = 2.3560 miles  
Start: 12:24 End: 12:37


Weather / Track : Sunny / Dry

**Moss Europe MGCC BCV8 Championship**  
**QUALIFYING - RACE 6 - LAP ANALYSIS**

<b>63</b>	<b>Ron MOORCRAFT</b>		<b>B MG B Roadster</b>				
1 -	1:46.776	+ 2.219	12:28:08.101	4 -	1:47.216	+ 2.659	12:33:33.349
2 -	1:49.066	+ 4.509	12:29:57.167	5 -	<b>1:44.557</b>		<b>12:35:17.906</b>
3 -	1:48.966	+ 4.409	12:31:46.133				
<b>83</b>	<b>Phil WALKER</b>		<b>C MG BGT V8</b>				
1 -	1:44.118	+ 12.847	12:28:03.975	4 -	1:32.886	+ 1.615	12:32:41.458
2 -	1:33.326	+ 2.055	12:29:37.301	5 -	1:33.228	+ 1.957	12:34:14.686
3 -	<b>1:31.271</b>		<b>12:31:08.572</b>	6 -	1:34.015	+ 2.744	12:35:48.701
<b>84</b>	<b>Peter COLLIS</b>		<b>D MG B Roadster</b>				
1 -	1:37.415	+ 8.946	12:28:28.940	4 -	1:28.796	+ 0.327	12:33:01.726
2 -	1:32.337	+ 3.868	12:30:01.277	5 -	<b>1:28.469</b>		<b>12:34:30.195</b>
3 -	1:31.653	+ 3.184	12:31:32.930	6 -	1:37.953	+ 9.484	12:36:08.148
<b>87</b>	<b>Joe PARRINGTON</b>		<b>D MG BGT V8</b>				
1 -	1:32.915	+ 3.865	12:28:11.881	4 -	<b>1:29.050</b>		<b>12:32:39.564</b>
2 -	1:29.516	+ 0.466	12:29:41.397	5 -	1:29.431	+ 0.381	12:34:08.995
3 -	1:29.117	+ 0.067	12:31:10.514	6 -	1:29.762	+ 0.712	12:35:38.757
<b>96</b>	<b>Paul SIBLEY</b>		<b>D MG B Roadster</b>				
1 -	1:37.378	+ 10.448	12:28:29.459	4 -	1:28.564	+ 1.634	12:32:59.929
2 -	1:30.204	+ 3.274	12:29:59.663	5 -	<b>1:26.930</b>		<b>12:34:26.859</b>
3 -	1:31.702	+ 4.772	12:31:31.365	6 -	1:28.712	+ 1.782	12:35:55.571
<b>97</b>	<b>Adrian BEER</b>		<b>D MG BGT V8</b>				
1 -	1:37.932	+ 9.813	12:28:40.758	4 -	1:28.820	+ 0.701	12:33:17.754
2 -	1:34.560	+ 6.441	12:30:15.318	5 -	1:29.102	+ 0.983	12:34:46.856
3 -	1:33.616	+ 5.497	12:31:48.934	6 -	<b>1:28.119</b>		<b>12:36:14.975</b>

# Moss Europe MGCC BCV8 Championship

## RACE 6 - GRID

ROW 10		1:51.304 5 Bob FISHER	
ROW 9	1:48.942 6 Victoria STONES		1:50.718 10 Terry SAVORY
ROW 8		1:47.126 9 Steve OKINES	1:48.721 22 Brian SHETHURST
ROW 7	1:40.530 41 Babak FARSIAN		1:44.557 63 Ron MOORCRAFT
ROW 6		1:35.941 34 Brian CAKEBREAD	1:37.094 46 Simon CRIPPS
ROW 5	1:34.687 58 Ian PRIOR		1:35.266 30 James WHEELER
ROW 4		1:33.465 1 Peter SAMUELS	1:34.625 31 Jonnie WHEELER
ROW 3	1:31.271 83 Phil WALKER		1:33.099 35 Tom JONES
ROW 2		1:28.469 84 Peter COLLIS	1:29.050 87 Joe PARRINGTON
ROW 1	1:26.930 96 Paul SIBLEY		1:28.119 97 Adrian BEER
<b>Pole</b>			
			

Thruxton  
Circuit Length = 2.3560 miles

**These results are provisional until the conclusion of any judicial and technical matters.**

Clerk of Course :		Timekeeper :
-------------------	--	--------------

# Moss Europe MGCC BCV8 Championship

## RACE 6 - CLASSIFICATION

POS	NO	CL	NAME	ENTRY	LAPS	TIME	GAP	DIFF	MPH	BEST	ON
1	84	D	Peter COLLIS	MG B Roadster	10	14:43.837			95.96	1:26.476	9
2	96	D	Paul SIBLEY	MG B Roadster	10	14:44.807	0.970	0.970	95.85	1:26.953	5
3	87	D	Joe PARRINGTON	MG BGT V8	10	14:49.268	5.431	4.461	95.37	1:26.938	3
4	35	B	Tom JONES	MG B Roadster	10	15:29.050	45.213	39.782	91.29	1:31.058	3
5	1	B	Peter SAMUELS	MG B Roadster	10	15:36.537	52.700	7.487	90.56	1:31.450	3
6	83	C	Phil WALKER	MG BGT V8	10	15:37.423	53.586	0.886	90.47	1:31.362	3
7	58	B	Ian PRIOR	MG B	10	15:48.386	1:04.549	10.963	89.43	1:33.139	3
8	31	B	Jonnie WHEELER	MG B Roadster	10	15:52.856	1:09.019	4.470	89.01	1:33.652	8
9	97	D	Adrian BEER	MG BGT V8	10	15:54.899	1:11.062	2.043	88.82	1:26.440	5
10	41	B	Babak FARSIAN	MG B Roadster	9	15:06.182	1 lap	1 lap	84.23	1:37.776	6
11	63	B	Ron MOORCRAFT	MG B Roadster	9	15:30.977	1 lap	24.795	81.99	1:41.123	9
12	22	AB	Brian SHETHURST	MG BGT V8	9	16:04.256	1 lap	33.279	79.16	1:43.976	9
13	9	A	Steve OKINES	MG B Roadster	9	16:04.997	1 lap	0.741	79.10	1:43.740	9
14	6	A	Victoria STONES	MG B	9	16:06.291	1 lap	1.294	78.99	1:43.453	9
15	5	A	Bob FISHER	MG BCV8	8	14:50.517	2 laps	1 lap	76.19	1:48.878	8
NOT CLASSIFIED											
DNF	46	B	Simon CRIPPS	MG B Roadster	5	8:01.509	5 laps	3 laps	88.07	1:32.556	5
DNC	30	B	James WHEELER	MG B Roadster	5	15:49.152	5 laps	7:47.643	44.67	1:32.885	2
DNF	34	B	Brian CAKEBREAD	MG BCV8	1		9 laps	4 laps			
FASTEST LAP											
97	D		Adrian BEER	MG BGT V8	5	1:26.440		98.12 mph		157.91 kph	
35	B		Tom JONES	MG B Roadster	3	1:31.058		93.14 mph		149.90 kph	
83	C		Phil WALKER	MG BGT V8	3	1:31.362		92.83 mph		149.40 kph	
6	A		Victoria STONES	MG B	9	1:43.453		81.98 mph		131.94 kph	
22	AB		Brian SHETHURST	MG BGT V8	9	1:43.976		81.57 mph		131.27 kph	

Weather / Track : Cloudy / Dry

These results are provisional until the conclusion of any judicial and technical matters.

Thruxton  
Circuit Length = 2.3560 miles  
Start: 16:38 End: 16:55

Clerk of Course :

Timekeeper :

# Moss Europe MGCC BCV8 Championship

## RACE 6 - LAP CHART

Lap 1			Lap 2			Lap 3			Lap 4			Lap 5		
No	Behind	Laptime	No	Behind	Laptime	No	Behind	Laptime	No	Behind	Laptime	No	Behind	Laptime
84		1:32.808	84		1:28.138	84		1:26.853	84		1:26.777	84		1:27.589
97	0.282	1:33.090	96	0.717	1:27.587	97	1.123	1:27.112	97	1.218	1:26.872	97	0.069	1:26.440
96	1.268	1:34.076	97	0.864	1:28.720	96	1.175	1:27.311	96	2.552	1:28.154	96	1.916	1:26.953
87	1.694	1:34.502	87	1.942	1:28.386	87	2.027	1:26.938	87	2.801	1:27.551	87	2.978	1:27.766
83	5.515	1:38.323	83	9.056	1:31.679	83	13.565	1:31.362	35	19.167	1:31.738	5	1 LAP	1:49.998
35	6.008	1:38.816	35	10.001	1:32.131	35	14.206	1:31.058	1	20.154	1:31.863	35	23.438	1:31.860
1	6.779	1:39.587	1	10.471	1:31.830	1	15.068	1:31.450	83	22.408	1:35.620	1	26.056	1:33.491
58	8.056	1:40.864	30	13.429	1:32.885	58	20.495	1:33.139	58	27.996	1:34.278	83	30.824	1:36.005
30	8.682	1:41.490	58	14.209	1:34.291	31	22.537	1:34.172	31	29.931	1:34.171	58	35.021	1:34.614
31	9.084	1:41.892	31	15.218	1:34.272	46	27.780	1:34.634	46	34.377	1:33.374	31	36.503	1:34.161
46	13.728	1:46.536	46	19.999	1:34.409	41	44.830	1:39.269	41	58.569	1:40.516	46	39.344	1:32.556
63	19.584	1:52.392	41	32.414	1:40.349	63	48.946	1:41.615	63	1:04.332	1:42.163	41	1:09.778	1:38.798
41	20.203	1:53.011	63	34.184	1:42.738	9	1:00.153	1:46.127	9	1:19.326	1:45.950	63	1:18.604	1:41.861
9	21.682	1:54.490	9	40.879	1:47.335	22	1:01.649	1:46.733	6	1:20.685	1:45.731			
22	22.511	1:55.319	22	41.769	1:47.396	6	1:01.731	1:45.847	22	1:21.280	1:46.408			
6	24.106	1:56.914	6	42.737	1:46.769	5	1:10.582	1:49.454						
5	26.437	1:59.245	5	47.981	1:49.682									

# Moss Europe MGCC BCV8 Championship

## RACE 6 - LAP CHART

Lap 6			Lap 7			Lap 8			Lap 9			Lap 10		
No	Behind	Laptime	No	Behind	Laptime	No	Behind	Laptime	No	Behind	Laptime	No	Behind	Laptime
84		1:28.915	96		1:28.323	96		1:27.774	96		1:27.451	84		1:26.597
97	0.347	1:29.193	97	0.209	1:30.333	84	1.439	1:26.855	84	0.464	1:26.476	96	0.970	1:28.031
96	2.148	1:29.147	84	2.358	1:32.829	87	4.774	1:28.212	87	4.421	1:27.098	87	5.431	1:28.071
87	7.081	1:33.018	63	1 LAP	1:43.288	63	1 LAP	1:43.656	41	1 LAP	1:38.810	5	2 LAPS	1:48.878
9	1 LAP	1:44.623	87	4.336	1:27.726	35	34.176	1:33.784	63	1 LAP	1:42.141	41	1 LAP	1:39.683
6	1 LAP	1:44.533	9	1 LAP	1:44.390	9	1 LAP	1:43.787	35	39.280	1:32.555	35	45.213	1:32.994
22	1 LAP	1:47.430	6	1 LAP	1:43.596	97	38.309	2:05.874	1	46.894	1:33.310	63	1 LAP	1:41.123
35	26.796	1:32.273	22	1 LAP	1:44.693	1	41.035	1:37.347	83	47.467	1:33.255	1	52.700	1:32.867
5	1 LAP	1:50.118	35	28.166	1:31.841	83	41.663	1:32.290	97	57.054	1:46.196	83	53.586	1:33.180
1	29.083	1:31.942	1	31.462	1:32.850	22	1 LAP	1:45.112	58	57.930	1:35.338	58	1:04.549	1:33.680
83	34.267	1:32.358	83	37.147	1:33.351	6	1 LAP	1:54.070	30	5 LAPS	2:39.288	30	5 LAPS	1:33.223
58	40.153	1:34.047	58	43.791	1:34.109	58	50.043	1:34.026	31	1:00.870	1:37.369	31	1:09.019	1:35.210
31	41.746	1:34.158	31	45.074	1:33.799	31	50.952	1:33.652	22	1 LAP	1:47.189	97	1:11.062	1:41.069
41	1:18.639	1:37.776	5	1 LAP	1:52.179	5	1 LAP	1:50.963	9	1 LAP	1:54.555	22	1 LAP	1:43.976
			30	4 LAPS	8:22.266				6	1 LAP	1:45.378	9	1 LAP	1:43.740
			41	1:26.138	1:37.970							6	1 LAP	1:43.453

# Ian Taylor Memorial Thruxton Formula Ford Trophy Race

## QUALIFYING - RACE 7 - CLASSIFICATION

POS	NO	CL	NAME	ENTRY	TIME	ON	LAPS	GAP	DIFF	MPH
1	17	A	Pat BLAKENEY	Ray GR06	1:23.160	4	10			101.99
2	56	B	Steve ROBERTS	Swift 92	1:23.365	7	8	0.205	0.205	101.74
3	7	B	Scott BLAKENEY	Vector MG95	1:24.036	5	9	0.876	0.671	100.92
4	1	A	Edward MOORE	Van Diemen RF00	1:24.047	3	10	0.887	0.011	100.91
5	72	B	Jonathan HOAD	Van Diemen RF90	1:24.464	5	5	1.304	0.417	100.41
6	50	C	Julian HEAP	Reynard FF89	1:25.479	10	10	2.319	1.015	99.22
7	22	A	Steve BURNS	Ray GRS07	1:25.779	5	6	2.619	0.300	98.87
8	31	D	Oliver ROBINSON	Van Diemen RF81	1:26.542	3	9	3.382	0.763	98.00
9	71	D	Jon NASH	Van Diemen RF80	1:26.745	7	9	3.585	0.203	97.77
10	13	D	Stuart KESTENBAUM	Van Diemen RF79	1:26.784	7	9	3.624	0.039	97.73
11	14	B	Gary FLETCHER	Swift 92	1:26.910	9	9	3.750	0.126	97.59
12	27	B	Shaun MACKLIN	Ford Swift	1:27.301	8	9	4.141	0.391	97.15
13	90	C	Joshua BARNETT	Van Diemen RF88	1:27.355	3	8	4.195	0.054	97.09
14	43	B	Rob MANGER	Ray GR94	1:27.458	7	9	4.298	0.103	96.97
15	40	E	Peter LAVENDER	Ford Merlyn MK11A/17	1:27.694	4	7	4.534	0.236	96.71
16	2	A	Ian McMILLAN	Crossle 45F	1:28.384	5	9	5.224	0.690	95.96
17	88	C	Kyle TILLEY	Jamun M88	1:29.222	8	9	6.062	0.838	95.06
18	33	B	John OWEN	Swift SC92 F	1:29.319	9	9	6.159	0.097	94.95
19	55	C	Andrew MILES	Van Diemen RF88	1:30.199	8	9	7.039	0.880	94.03
20	18	A	James RIGBY	Van Diemen RF03	1:30.634	4	4	7.474	0.435	93.58
21	99	B	Malcolm MCKILLOP	Swift SC95	1:30.824	9	9	7.664	0.190	93.38
22	36	D	Andy HODSON	Van Diemen RF80	1:31.211	8	9	8.051	0.387	92.98

Weather / Track : Sunny / Dry

These results are provisional until the conclusion of any judicial and technical matters.

Thruxton  
Circuit Length = 2.3560 miles  
Start: 12:46 End: 13:03

Clerk of Course :		Timekeeper :
-------------------	--	--------------

# Ian Taylor Memorial Thruxton Formula Ford Trophy Race

## QUALIFYING - RACE 7 - LAP ANALYSIS

5 -	1:29.031	+ 2.489	12:56:09.089				
<b>33</b>	<b>John OWEN</b>		<b>B Swift SC92 F</b>				
1 -	1:32.656	+ 3.337	12:50:02.277	6 -	1:33.565	+ 4.246	12:57:43.902
2 -	1:34.042	+ 4.723	12:51:36.319	7 -	1:30.917	+ 1.598	12:59:14.819
3 -	1:31.947	+ 2.628	12:53:08.266	8 -	1:29.393	+ 0.074	13:00:44.212
4 -	1:31.447	+ 2.128	12:54:39.713	9 -	<b>1:29.319</b>		<b>13:02:13.531</b>
5 -	1:30.624	+ 1.305	12:56:10.337				
<b>36</b>	<b>Andy HODSON</b>		<b>D Van Diemen RF80</b>				
1 -	1:33.229	+ 2.018	12:50:18.308	6 -	1:36.869	+ 5.658	12:58:07.439
2 -	1:31.387	+ 0.176	12:51:49.695	7 -	1:33.429	+ 2.218	12:59:40.868
3 -	1:32.239	+ 1.028	12:53:21.934	8 -	<b>1:31.211</b>		<b>13:01:12.079</b>
4 -	1:35.786	+ 4.575	12:54:57.720	9 -	1:34.286	+ 3.075	13:02:46.365
5 -	1:32.850	+ 1.639	12:56:30.570				
<b>40</b>	<b>Peter LAVENDER</b>		<b>E Ford Merlyn MK11A/17</b>				
1 -	1:53.339	+ 25.645	12:50:44.605	5 -	1:28.032	+ 0.338	12:56:38.235
2 -	1:29.558	+ 1.864	12:52:14.163	6 -	1:29.165	+ 1.471	12:58:07.400
3 -	1:28.346	+ 0.652	12:53:42.509	7 -	1:28.841	+ 1.147	12:59:36.241
4 -	<b>1:27.694</b>		<b>12:55:10.203</b>				
<b>43</b>	<b>Rob MANGER</b>		<b>B Ray GR94</b>				
1 -	1:31.043	+ 3.585	12:49:58.345	6 -	1:27.931	+ 0.473	12:57:19.360
2 -	1:28.984	+ 1.526	12:51:27.329	7 -	<b>1:27.458</b>		<b>12:58:46.818</b>
3 -	1:27.814	+ 0.356	12:52:55.143	8 -	1:27.858	+ 0.400	13:00:14.676
4 -	1:28.326	+ 0.868	12:54:23.469	9 -	1:27.514	+ 0.056	13:01:42.190
5 -	1:27.960	+ 0.502	12:55:51.429				
<b>50</b>	<b>Julian HEAP</b>		<b>C Reynard FF89</b>				
1 -	1:26.551	+ 1.072	12:49:44.855	6 -	1:26.233	+ 0.754	12:56:57.386
2 -	1:26.928	+ 1.449	12:51:11.783	7 -	1:26.100	+ 0.621	12:58:23.486
3 -	1:25.811	+ 0.332	12:52:37.594	8 -	1:26.189	+ 0.710	12:59:49.675
4 -	1:26.744	+ 1.265	12:54:04.338	9 -	1:25.638	+ 0.159	13:01:15.313
5 -	1:26.815	+ 1.336	12:55:31.153	10 -	<b>1:25.479</b>		<b>13:02:40.792</b>
<b>55</b>	<b>Andrew MILES</b>		<b>C Van Diemen RF88</b>				
1 -	1:33.370	+ 3.171	12:49:52.770	6 -	1:34.839	+ 4.640	12:57:35.715
2 -	1:36.104	+ 5.905	12:51:28.874	7 -	1:31.975	+ 1.776	12:59:07.690
3 -	1:31.157	+ 0.958	12:53:00.031	8 -	<b>1:30.199</b>		<b>13:00:37.889</b>
4 -	1:30.430	+ 0.231	12:54:30.461	9 -	1:31.344	+ 1.145	13:02:09.233
5 -	1:30.415	+ 0.216	12:56:00.876				
<b>56</b>	<b>Steve ROBERTS</b>		<b>B Swift 92</b>				
1 -	1:24.327	+ 0.962	12:49:42.169	5 -	4:31.255	+ 3:07.890	12:58:25.343
2 -	1:23.808	+ 0.443	12:51:05.977	6 -	1:23.509	+ 0.144	12:59:48.852
3 -	1:24.225	+ 0.860	12:52:30.202	7 -	<b>1:23.365</b>		<b>13:01:12.217</b>
4 -	1:23.886	+ 0.521	12:53:54.088	8 -	1:26.967	+ 3.602	13:02:39.184
<b>71</b>	<b>Edward MOORE</b>		<b>A Van Diemen RF00</b>				
1 -	1:29.852	+ 3.107	12:49:58.110	6 -	1:27.316	+ 0.571	12:57:16.949
2 -	1:28.221	+ 1.476	12:51:26.331	7 -	<b>1:26.745</b>		<b>12:58:43.694</b>
3 -	1:27.689	+ 0.944	12:52:54.020	8 -	1:27.221	+ 0.476	13:00:10.915
4 -	1:28.013	+ 1.268	12:54:22.033	9 -	1:27.213	+ 0.468	13:01:38.128
5 -	1:27.600	+ 0.855	12:55:49.633				
<b>72</b>	<b>Jonathan HOAD</b>		<b>B Van Diemen RF90</b>				
1 -	1:27.814	+ 3.350	12:49:45.161	4 -	1:24.871	+ 0.407	12:54:00.050
2 -	1:25.491	+ 1.027	12:51:10.652	5 -	<b>1:24.464</b>		<b>12:55:24.514</b>
3 -	1:24.527	+ 0.063	12:52:35.179				
<b>88</b>	<b>Kyle TILLEY</b>		<b>C Jamun M88</b>				
1 -	1:32.062	+ 2.840	12:49:55.347	6 -	1:31.275	+ 2.053	12:57:44.667
2 -	1:38.992	+ 9.770	12:51:34.339	7 -	1:31.328	+ 2.106	12:59:15.995

Thruxton  
Circuit Length = 2.3560 miles  
Start: 12:46 End: 13:03

Weather / Track : Sunny / Dry

# Ian Taylor Memorial Thruxton Formula Ford Trophy Race

## QUALIFYING - RACE 7 - LAP ANALYSIS

3 -	1:35.891	+ 6.669	12:53:10.230	8 -	<b>1:29.222</b>		<b>13:00:45.217</b>
4 -	1:32.531	+ 3.309	12:54:42.761	9 -	1:35.977	+ 6.755	13:02:21.194
5 -	1:30.631	+ 1.409	12:56:13.392				
<b>90</b>	<b>Joshua BARNETT</b>		<b>C Van Diemen RF88</b>				
1 -	1:32.893	+ 5.538	12:50:23.259	5 -	1:27.780	+ 0.425	12:56:16.463
2 -	1:30.185	+ 2.830	12:51:53.444	6 -	1:28.529	+ 1.174	12:57:44.992
3 -	<b>1:27.355</b>		<b>12:53:20.799</b>	7 -	1:28.630	+ 1.275	12:59:13.622
4 -	1:27.884	+ 0.529	12:54:48.683	8 -	2:54.186	+ 1:26.831	13:02:07.808
<b>99</b>	<b>Malcolm MCKILLOP</b>		<b>B Swift SC95</b>				
1 -	1:34.862	+ 4.038	12:50:22.792	6 -	1:35.328	+ 4.504	12:58:07.002
2 -	1:33.163	+ 2.339	12:51:55.955	7 -	1:31.851	+ 1.027	12:59:38.853
3 -	1:32.018	+ 1.194	12:53:27.973	8 -	1:31.042	+ 0.218	13:01:09.895
4 -	1:31.826	+ 1.002	12:54:59.799	9 -	<b>1:30.824</b>		<b>13:02:40.719</b>
5 -	1:31.875	+ 1.051	12:56:31.674				

# Ian Taylor Memorial Thruxton Formula Ford Trophy Race

## RACE 7 - GRID - AMENDED

ROW 11	1:30.824 99 Malcolm MCKILLOP	1:31.211 36 Andy HODSON
ROW 10	1:30.199 55 Andrew MILES	1:30.634 18 James RIGBY
ROW 9	1:29.222 88 Kyle TILLEY	1:29.319 33 John OWEN
ROW 8	1:27.694 40 Peter LAVENDER	1:28.384 2 Ian McMILLAN
ROW 7	1:27.355 90 Joshua BARNETT	1:27.458 43 Rob MANGER
ROW 6	1:26.910 14 Gary FLETCHER	1:27.301 27 Shaun MACKLIN
ROW 5	1:26.745 71 John NASH	1:26.784 13 Stuart KESTENBAUM
ROW 4	1:25.779 22 Steve BURNS	1:26.542 31 Oliver ROBINSON
ROW 3	1:24.464 72 Jonathan HOAD	1:25.479 50 Julian HEAP
ROW 2	1:24.036 7 Scott BLAKENEY	1:24.047 1 Edward MOORE
ROW 1	1:23.160 17 Pat BLAKENEY	1:23.365 56 Steve ROBERTS

**Pole**

Thruxton  
Circuit Length = 2.3560 miles

**These results are provisional until the conclusion of any judicial and technical matters.**

Clerk of Course :

Timekeeper :

# Ian Taylor Memorial Thruxton Formula Ford Trophy Race

## RACE 7 - CLASSIFICATION

POS	NO	CL	NAME	ENTRY	LAPS	TIME	GAP	DIFF	MPH	BEST	ON
1	17	A	Pat BLAKENEY	Ray GR06	10	14:01.434			100.79	1:23.147	5
2	50	C	Julian HEAP	Reynard FF89	10	14:31.000	29.566	29.566	97.37	1:25.624	5
3	71	D	Jon NASH	Van Diemen RF80	10	14:41.148	39.714	10.148	96.25	1:26.654	5
4	22	A	Steve BURNS	Ray GRS07	10	14:41.279	39.845	0.131	96.24	1:25.504	4
5	90	C	Joshua BARNETT	Van Diemen RF88	10	14:49.010	47.576	7.731	95.40	1:25.513	7
6	43	B	Rob MANGER	Ray GR94	10	14:49.909	48.475	0.899	95.30	1:27.194	4
7	27	B	Shaun MACKLIN	Ford Swift	10	14:50.534	49.100	0.625	95.24	1:26.836	10
8	13	D	Stuart KESTENBAUM	Van Diemen RF79	10	14:50.890	49.456	0.356	95.20	1:27.286	4
9	40	E	Peter LAVENDER	Ford Merlyn MK11A/17	10	14:58.110	56.676	7.220	94.43	1:27.602	8
10	88	C	Kyle TILLEY	Jamun M88	10	15:01.671	1:00.237	3.561	94.06	1:27.448	4
11	55	C	Andrew MILES	Van Diemen RF88	10	15:02.050	1:00.616	0.379	94.02	1:28.101	3

### NOT CLASSIFIED

DNF	1	A	Edward MOORE	Van Diemen RF00	8	11:13.592	2 laps	2 laps	100.73	1:22.955	5
DNF	7	B	Scott BLAKENEY	Vector MG95	8	11:21.939	2 laps	8.347	99.49	1:23.698	2
DNF	33	B	John OWEN	Swift SC92 F	7	10:50.535	3 laps	1 lap	91.26	1:30.011	2
DNF	31	D	Oliver ROBINSON	Van Diemen RF81	7	8:44.994	3 laps	2.422	113.08	1:25.576	6
DNF	18	A	James RIGBY	Van Diemen RF03	6	9:15.251	4 laps	1 lap	91.65	1:30.023	5
DNF	72	B	Jonathan HOAD	Van Diemen RF90	4	5:43.231	6 laps	2 laps	98.84	1:23.293	3
DNF	36	D	Andy HODSON	Van Diemen RF80	1	1:44.634	9 laps	3 laps	81.05	1:44.634	1
DNF	14	B	Gary FLETCHER	Swift 92	0						

### FASTEST LAP

1	A	Edward MOORE	Van Diemen RF00	5	1:22.955	102.24 mph	164.54 kph
72	B	Jonathan HOAD	Van Diemen RF90	3	1:23.293	101.82 mph	163.87 kph
90	C	Joshua BARNETT	Van Diemen RF88	7	1:25.513	99.18 mph	159.62 kph
31	D	Oliver ROBINSON	Van Diemen RF81	6	1:25.576	99.11 mph	159.50 kph
40	E	Peter LAVENDER	Ford Merlyn MK11A/17	8	1:27.602	96.81 mph	155.81 kph

Weather / Track : Cloudy / Dry

These results are provisional until the conclusion of any judicial and technical matters.

Thruxton  
Circuit Length = 2.3560 miles  
Start: 17:05 End: 17:20

Clerk of Course :	Timekeeper :
-------------------	--------------

# Ian Taylor Memorial Thruxton Formula Ford Trophy Race

## RACE 7 - LAP CHART

Lap 1			Lap 2			Lap 3			Lap 4			Lap 5		
No	Behind	Laptime	No	Behind	Laptime	No	Behind	Laptime	No	Behind	Laptime	No	Behind	Laptime
17		1:29.485	17		1:23.711	17		1:23.514	17		1:23.315	17		1:23.147
1	0.684	1:30.169	1	0.222	1:23.249	1	0.630	1:23.922	1	0.533	1:23.218	1	0.341	1:22.955
7	1.309	1:30.794	7	1.296	1:23.698	7	2.206	1:24.424	7	3.063	1:24.172	7	4.128	1:24.212
72	2.721	1:32.206	72	2.889	1:23.879	72	2.668	1:23.293	72	3.206	1:23.853	50	14.822	1:25.624
50	3.778	1:33.263	50	6.801	1:26.734	50	9.762	1:26.475	50	12.345	1:25.898	31	16.246	1:25.954
31	4.340	1:33.825	31	7.977	1:27.348	31	10.707	1:26.244	31	13.439	1:26.047	71	19.160	1:26.654
71	5.445	1:34.930	71	8.570	1:26.836	71	12.087	1:27.031	71	15.653	1:26.881	22	22.277	1:26.527
13	7.581	1:37.066	27	11.044	1:26.901	27	14.716	1:27.186	27	18.557	1:27.156	43	26.942	1:28.415
27	7.854	1:37.339	22	13.244	1:28.926	22	16.708	1:26.978	22	18.897	1:25.504	13	27.298	1:28.132
22	8.029	1:37.514	43	13.705	1:28.717	43	17.795	1:27.604	43	21.674	1:27.194	27	29.656	1:34.246
43	8.699	1:38.184	13	14.174	1:30.304	13	18.342	1:27.682	13	22.313	1:27.286	88	30.386	1:29.875
88	9.593	1:39.078	88	14.941	1:29.059	88	19.525	1:28.098	88	23.658	1:27.448	40	31.918	1:29.417
40	10.073	1:39.558	40	15.194	1:28.832	40	20.536	1:28.856	40	25.648	1:28.427	90	32.261	1:26.202
55	11.815	1:41.300	55	16.678	1:28.574	55	21.265	1:28.101	55	26.495	1:28.545	55	33.615	1:30.267
18	11.943	1:41.428	18	18.386	1:30.154	18	25.511	1:30.639	90	29.206	1:26.821	18	40.458	1:30.023
33	12.464	1:41.949	33	18.764	1:30.011	33	25.678	1:30.428	18	33.582	1:31.386	33	41.122	1:30.025
90	13.277	1:42.762	90	19.688	1:30.122	90	25.700	1:29.526	33	34.244	1:31.881			
36	15.149	1:44.634												

# Ian Taylor Memorial Thruxton Formula Ford Trophy Race

## RACE 7 - LAP CHART

Lap 6			Lap 7			Lap 8			Lap 9			Lap 10		
No	Behind	Laptime	No	Behind	Laptime	No	Behind	Laptime	No	Behind	Laptime	No	Behind	Laptime
17		1:23.316	17		1:23.422	17		1:23.579	17		1:23.920	17		1:24.025
1	0.513	1:23.488	1	0.200	1:23.109	1	0.103	1:23.482	50	27.599	1:27.706	50	29.566	1:25.992
7	5.955	1:25.143	7	7.636	1:25.103	7	8.450	1:24.393	22	36.538	1:29.743	71	39.714	1:26.959
50	18.187	1:26.681	50	20.448	1:25.683	50	23.813	1:26.944	71	36.780	1:29.611	22	39.845	1:27.332
31	18.506	1:25.576	71	26.745	1:26.987	22	30.715	1:25.673	43	45.088	1:28.118	90	47.576	1:26.323
71	23.180	1:27.336	22	28.621	1:26.331	71	31.089	1:27.923	90	45.278	1:26.638	43	48.475	1:27.412
22	25.712	1:26.751	13	36.235	1:27.686	43	40.890	1:28.013	13	45.837	1:28.650	27	49.100	1:26.836
43	31.689	1:28.063	43	36.456	1:28.189	13	41.107	1:28.451	27	46.289	1:27.667	13	49.456	1:27.644
13	31.971	1:27.989	27	38.761	1:27.773	27	42.542	1:27.360	40	51.811	1:29.171	40	56.676	1:28.890
27	34.410	1:28.070	90	39.082	1:25.513	90	42.560	1:27.057	88	53.357	1:30.058	88	1:00.237	1:30.905
90	36.991	1:28.046	88	42.039	1:28.362	40	46.560	1:27.602	55	56.127	1:28.907	55	1:00.616	1:28.514
88	37.099	1:30.029	40	42.537	1:28.153	88	47.219	1:28.759						
40	37.806	1:29.204	55	45.440	1:29.377	55	51.140	1:29.279						
55	39.485	1:29.186	33	1:00.625	1:35.374									
33	48.673	1:30.867	31	1:03.047	2:07.963									
18	48.763	1:31.621												

# Sports and Saloons Invitation Race

## QUALIFYING - RACE 8 - CLASSIFICATION

POS	NO	CL	NAME	ENTRY	TIME	ON	LAPS	GAP	DIFF	MPH
1	97		Adrian BEER	MG BGT V8	1:26.805	6	9			97.70
2	91		Philip GODDARD	Morgan Plus 8	1:32.004	2	8	5.199	5.199	92.18
3	42		Nick GOLHAR	MG ZR	1:35.531	4	5	8.726	3.527	88.78
4	1		Lee SULLIVAN	MG ZR	1:36.813	2	4	10.008	1.282	87.60
5	41		Nigel PRITT	MG Midget	1:37.087	7	8	10.282	0.274	87.36
6	2		Jim BAYNAM	MG B Roadster	1:37.773	4	6	10.968	0.686	86.74
7	22		Simon KENDRICK	MG F VVC	1:38.645	6	6	11.840	0.872	85.98
8	4		Babak FARSIAN	MG B Roadster	1:39.348	8	8	12.543	0.703	85.37
9	6		Julian BARTER	MG B	1:40.347	3	8	13.542	0.999	84.52
10	99		Andrew ROBINSON	MG Maestro	1:41.463	6	8	14.658	1.116	83.59
11	11		Koumis TJIEPRAS	MG B GT	1:42.140	5	7	15.335	0.677	83.03
12	16		Chris FLOOKS	MG BGT	1:42.317	8	8	15.512	0.177	82.89
13	5		Anthony FORSYTH	MG B Roadster	1:44.205	8	8	17.400	1.888	81.39
14	21		Brendan MURPHY	MG B	1:45.099	5	8	18.294	0.894	80.70

Weather / Track : Sunny / Dry

These results are provisional until the conclusion of any judicial and technical matters.

Thrupton  
 Circuit Length = 2.3560 miles  
 Start: 13:08 End: 13:25

Clerk of Course :

Timekeeper :

**Sports and Saloons Invitation Race**  
**QUALIFYING - RACE 8 - LAP ANALYSIS**

<b>1</b>	<b>Lee SULLIVAN</b>		<b>MG ZR</b>				
1 -	1:38.923	+ 2.110	13:12:00.844	3 -	2:02.339	+ 25.526	13:15:39.996
2 -	<b>1:36.813</b>		<b>13:13:37.657</b>	4 -	2:16.286	+ 39.473	13:17:56.282
<b>2</b>	<b>Jim BAYNAM</b>		<b>MG B Roadster</b>				
1 -	1:42.693	+ 4.920	13:12:07.118	4 -	<b>1:37.773</b>		<b>13:17:01.075</b>
2 -	1:37.871	+ 0.098	13:13:44.989	5 -	1:40.146	+ 2.373	13:18:41.221
3 -	1:38.313	+ 0.540	13:15:23.302	6 -	1:54.212	+ 16.439	13:20:35.433
<b>4</b>	<b>Babak FARSIAN</b>		<b>MG B Roadster</b>				
1 -	1:41.340	+ 1.992	13:12:54.149	5 -	1:40.187	+ 0.839	13:19:35.871
2 -	1:40.235	+ 0.887	13:14:34.384	6 -	1:41.470	+ 2.122	13:21:17.341
3 -	1:40.215	+ 0.867	13:16:14.599	7 -	1:39.579	+ 0.231	13:22:56.920
4 -	1:41.085	+ 1.737	13:17:55.684	8 -	<b>1:39.348</b>		<b>13:24:36.268</b>
<b>5</b>	<b>Anthony FORSYTH</b>		<b>MG B Roadster</b>				
1 -	1:51.742	+ 7.537	13:12:14.908	5 -	1:44.333	+ 0.128	13:19:15.488
2 -	1:45.793	+ 1.588	13:14:00.701	6 -	1:46.047	+ 1.842	13:21:01.535
3 -	1:45.522	+ 1.317	13:15:46.223	7 -	1:45.028	+ 0.823	13:22:46.563
4 -	1:44.932	+ 0.727	13:17:31.155	8 -	<b>1:44.205</b>		<b>13:24:30.768</b>
<b>6</b>	<b>Julian BARTER</b>		<b>MG B</b>				
1 -	1:43.029	+ 2.682	13:12:08.827	5 -	1:42.938	+ 2.591	13:18:54.738
2 -	1:41.453	+ 1.106	13:13:50.280	6 -	1:41.607	+ 1.260	13:20:36.345
3 -	<b>1:40.347</b>		<b>13:15:30.627</b>	7 -	1:43.238	+ 2.891	13:22:19.583
4 -	1:41.173	+ 0.826	13:17:11.800	8 -	1:43.325	+ 2.978	13:24:02.908
<b>11</b>	<b>Koumis TJIEPRAS</b>		<b>MG B GT</b>				
1 -	1:48.165	+ 6.025	13:13:25.693	5 -	<b>1:42.140</b>		<b>13:20:24.677</b>
2 -	1:46.816	+ 4.676	13:15:12.509	6 -	2:04.975	+ 22.835	13:22:29.652
3 -	1:45.337	+ 3.197	13:16:57.846	7 -	1:49.040	+ 6.900	13:24:18.692
4 -	1:44.691	+ 2.551	13:18:42.537				
<b>16</b>	<b>Chris FLOOKS</b>		<b>MG BGT</b>				
1 -	1:52.144	+ 9.827	13:12:14.161	5 -	1:43.406	+ 1.089	13:19:10.108
2 -	1:45.813	+ 3.496	13:13:59.974	6 -	1:43.664	+ 1.347	13:20:53.772
3 -	1:42.609	+ 0.292	13:15:42.583	7 -	1:43.465	+ 1.148	13:22:37.237
4 -	1:44.119	+ 1.802	13:17:26.702	8 -	<b>1:42.317</b>		<b>13:24:19.554</b>
<b>21</b>	<b>Brendan MURPHY</b>		<b>MG B</b>				
1 -	1:53.263	+ 8.164	13:12:12.845	5 -	<b>1:45.099</b>		<b>13:19:14.384</b>
2 -	1:45.659	+ 0.560	13:13:58.504	6 -	1:46.222	+ 1.123	13:21:00.606
3 -	1:45.653	+ 0.554	13:15:44.157	7 -	1:45.521	+ 0.422	13:22:46.127
4 -	1:45.128	+ 0.029	13:17:29.285	8 -	1:49.011	+ 3.912	13:24:35.138
<b>22</b>	<b>Simon KENDRICK</b>		<b>MG F VVC</b>				
1 -	1:45.822	+ 7.177	13:12:10.170	4 -	1:39.931	+ 1.286	13:17:08.667
2 -	1:39.494	+ 0.849	13:13:49.664	5 -	1:39.735	+ 1.090	13:18:48.402
3 -	1:39.072	+ 0.427	13:15:28.736	6 -	<b>1:38.645</b>		<b>13:20:27.047</b>
<b>41</b>	<b>Nigel PRITT</b>		<b>MG Midget</b>				
1 -	1:42.762	+ 5.675	13:12:02.098	5 -	1:40.408	+ 3.321	13:18:39.270
2 -	1:39.064	+ 1.977	13:13:41.162	6 -	1:37.827	+ 0.740	13:20:17.097
3 -	1:39.052	+ 1.965	13:15:20.214	7 -	<b>1:37.087</b>		<b>13:21:54.184</b>
4 -	1:38.648	+ 1.561	13:16:58.862	8 -	1:37.875	+ 0.788	13:23:32.059
<b>42</b>	<b>Nick GOLHAR</b>		<b>MG ZR</b>				
1 -	1:37.024	+ 1.493	13:13:07.488	4 -	<b>1:35.531</b>		<b>13:17:56.225</b>
2 -	1:36.669	+ 1.138	13:14:44.157	5 -	1:36.798	+ 1.267	13:19:33.023
3 -	1:36.537	+ 1.006	13:16:20.694				

Thruxton  
Circuit Length = 2.3560 miles  
Start: 13:08 End: 13:25


Weather / Track : Sunny / Dry

**Sports and Saloons Invitation Race**  
**QUALIFYING - RACE 8 - LAP ANALYSIS**

<b>91</b>	<b>Philip GODDARD</b>			<b>Morgan Plus 8</b>			
1 -	1:33.826	+ 1.822	13:13:04.074	5 -	1:32.599	+ 0.595	13:19:16.032
2 -	<b>1:32.004</b>		<b>13:14:36.078</b>	6 -	1:34.357	+ 2.353	13:20:50.389
3 -	1:33.652	+ 1.648	13:16:09.730	7 -	1:35.681	+ 3.677	13:22:26.070
4 -	1:33.703	+ 1.699	13:17:43.433	8 -	1:32.027	+ 0.023	13:23:58.097
<b>97</b>	<b>Adrian BEER</b>			<b>MG BGT V8</b>			
1 -	1:30.181	+ 3.376	13:12:35.781	6 -	<b>1:26.805</b>		<b>13:20:01.911</b>
2 -	1:28.151	+ 1.346	13:14:03.932	7 -	1:27.025	+ 0.220	13:21:28.936
3 -	1:31.420	+ 4.615	13:15:35.352	8 -	1:28.140	+ 1.335	13:22:57.076
4 -	1:30.695	+ 3.890	13:17:06.047	9 -	1:29.919	+ 3.114	13:24:26.995
5 -	1:29.059	+ 2.254	13:18:35.106				
<b>99</b>	<b>Andrew ROBINSON</b>			<b>MG Maestro</b>			
1 -	1:42.528	+ 1.065	13:12:05.759	5 -	1:42.737	+ 1.274	13:18:55.770
2 -	1:41.836	+ 0.373	13:13:47.595	6 -	<b>1:41.463</b>		<b>13:20:37.233</b>
3 -	1:42.378	+ 0.915	13:15:29.973	7 -	1:44.640	+ 3.177	13:22:21.873
4 -	1:43.060	+ 1.597	13:17:13.033	8 -	1:42.422	+ 0.959	13:24:04.295

# Sports and Saloons Invitation Race

## RACE 8 - GRID

ROW 7	1:44.205 5   Anthony FORSYTH	1:45.099 21   Brendan MURPHY
ROW 6	1:42.140 11   Koumis TJIEPRAS	1:42.317 16   Chris FLOOKS
ROW 5	1:40.347 6   Julian BARTER	1:41.463 99   Andrew ROBINSON
ROW 4	1:38.645 22   Simon KENDRICK	1:39.348 4   Babak FARSIAN
ROW 3	1:37.087 41   Nigel PRITT	1:37.773 2   Jim BAYNAM
ROW 2	1:35.531 42   Nick GOLHAR	1:36.813 1   Lee SULLIVAN
ROW 1	1:26.805 97   Adrian BEER	1:32.004 91   Philip GODDARD
<b>Pole</b>		
		

Thruxton  
Circuit Length = 2.3560 miles

**These results are provisional until the conclusion of any judicial and technical matters.**

Clerk of Course :		Timekeeper :

# Sports and Saloons Invitation Race

## RACE 8 - CLASSIFICATION

POS	NO	CL	NAME	ENTRY	LAPS	TIME	GAP	DIFF	MPH	BEST	ON
1	1		Lee SULLIVAN	MG ZR	10	15:57.014			88.62	1:34.416	3
2	42		Nick GOLHAR	MG ZR	10	16:01.439	4.425	4.425	88.21	1:35.116	10
3	41		Nigel PRITT	MG Midget	10	16:02.609	5.595	1.170	88.11	1:34.114	9
4	2		Jim BAYNAM	MG B Roadster	10	16:36.366	39.352	33.757	85.12	1:36.859	7
5	6		Julian BARTER	MG B	10	16:40.366	43.352	4.000	84.78	1:37.103	7
6	22		Simon KENDRICK	MG F VVC	10	17:20.670	1:23.656	40.304	81.50	1:40.243	4
7	16		Chris FLOOKS	MG BGT	10	17:32.252	1:35.238	11.582	80.60	1:41.902	10
8	21		Brendan MURPHY	MG B	9	16:04.144	1 lap	1 lap	79.17	1:44.865	6
9	5		Anthony FORSYTH	MG B Roadster	9	16:22.814	1 lap	18.670	77.66	1:44.598	5

### FASTEST LAP

41	Nigel PRITT	MG Midget	9	1:34.114	90.12 mph	145.03 kph
----	-------------	-----------	---	----------	-----------	------------

Weather / Track : Sunny / Dry

These results are provisional until the conclusion of any judicial and technical matters.

Thruxton  
 Circuit Length = 2.3560 miles  
 Start: 17:38 End: 17:55

Clerk of Course :

Timekeeper :

# Sports and Saloons Invitation Race

## RACE 8 - LAP CHART

Lap 1			Lap 2			Lap 3			Lap 4			Lap 5		
No	Behind	Laptime	No	Behind	Laptime	No	Behind	Laptime	No	Behind	Laptime	No	Behind	Laptime
1		1:41.456	1		1:34.578	1		1:34.416	1		1:35.220	1		1:35.153
42	0.927	1:42.383	42	2.072	1:35.723	42	3.034	1:35.378	42	3.341	1:35.527	42	3.585	1:35.397
41	1.363	1:42.819	41	2.304	1:35.519	41	3.541	1:35.653	41	3.645	1:35.324	41	3.780	1:35.288
22	3.795	1:45.251	6	9.740	1:38.946	6	13.489	1:38.165	6	15.879	1:37.610	6	19.705	1:38.979
2	4.812	1:46.268	2	10.042	1:39.808	2	14.036	1:38.410	2	16.828	1:38.012	2	19.895	1:38.220
6	5.372	1:46.828	16	26.867	1:47.603	16	37.732	1:45.281	16	46.673	1:44.161	22	53.319	1:41.236
21	13.093	1:54.549	21	27.246	1:48.731	21	38.645	1:45.815	22	47.236	1:40.243	16	56.111	1:44.591
16	13.842	1:55.298	5	28.261	1:48.517	5	39.226	1:45.381	21	48.459	1:45.034	21	58.894	1:45.588
5	14.322	1:55.778	22	36.314	2:07.097	22	42.213	1:40.315	5	49.922	1:45.916	5	59.367	1:44.598

# Sports and Saloons Invitation Race

## RACE 8 - LAP CHART

Lap 6			Lap 7			Lap 8			Lap 9			Lap 10		
No	Behind	Laptime	No	Behind	Laptime	No	Behind	Laptime	No	Behind	Laptime	No	Behind	Laptime
1		1:34.649	1		1:35.084	1		1:35.316	1		1:35.022	1		1:36.120
42	4.583	1:35.647	42	4.709	1:35.210	42	4.936	1:35.543	42	5.429	1:35.515	42	4.425	1:35.116
41	6.336	1:37.205	41	6.898	1:35.646	41	7.126	1:35.544	41	6.218	1:34.114	41	5.595	1:35.497
6	22.434	1:37.378	6	24.453	1:37.103	6	27.738	1:38.601	5	1 LAP	1:53.969	21	1 LAP	1:47.356
2	23.333	1:38.087	2	25.108	1:36.859	2	28.277	1:38.485	2	31.749	1:38.494	5	1 LAP	1:52.005
22	1:00.555	1:41.885	22	1:06.669	1:41.198	22	1:12.748	1:41.395	6	41.485	1:48.769	2	39.352	1:43.723
16	1:04.941	1:43.479	16	1:14.379	1:44.522	16	1:21.828	1:42.765	22	1:18.252	1:40.526	6	43.352	1:37.987
21	1:09.110	1:44.865	21	1:20.252	1:46.226	21	1:30.916	1:45.980	16	1:29.456	1:42.650	22	1:23.656	1:41.524
5	1:11.012	1:46.294	5	1:26.284	1:50.356							16	1:35.238	1:41.902