



Spring Bank Holiday Raceday

Castle Combe Circuit

30th May 2005



Results Provided by MST Sports Timing Ltd
www.msttiming.com

Dunlop Mini Se7en Challenge

QUALIFYING - RACE 1

POS	NO	CL	NAME	NAT	CAR	TIME	LAPS	GAP	MPH
1	85		Andrew DEVINY		Mini Se7en	1:24.693	10		78.63
2	5		Paul THOMPSON		Mini Se7en	1:24.832	12	0.139	78.50
3	1		James HALL		Mini Se7en	1:24.986	12	0.293	78.36
4	2		Max HUNTER		Mini Se7en	1:25.349	11	0.656	78.03
5	3		Dave BANWELL		Mini Se7en	1:25.470	11	0.777	77.92
6	6		Geoff LETTS		Mini Se7en	1:25.652	12	0.959	77.75
7	53		Niven BURGE		Mini Se7en	1:26.088	12	1.395	77.36
8	78		Paul McGARRY		Mini Se7en	1:26.102	10	1.409	77.35
9	16		James WINNIFRITH		Mini Se7en	1:26.344	11	1.651	77.13
10	9		Kane ASTIN		Mini Se7en	1:26.763	10	2.070	76.76
11	41		Peter BONAS		Mini Se7en	1:27.028	8	2.335	76.52
12	7		Dick HUNTER		Mini Se7en	1:27.281	11	2.588	76.30
13	36		Damon ASTIN		Mini Se7en	1:27.308	11	2.615	76.28
14	95		Alan LETTS		Mini Se7en	1:27.596	11	2.903	76.03
15	43		Dave EDGECOMBE		Mini Se7en	1:27.671	7	2.978	75.96
16	28		Graeme DAVIS		Mini Se7en	1:27.727	8	3.034	75.91
17	60		Malcolm KEAT		Mini Se7en	1:28.426	11	3.733	75.31
18	14		Mickey BRAY		Mini Se7en	1:28.454	11	3.761	75.29
19	38		Steven HOPPER		Mini Se7en	1:29.474	10	4.781	74.43
20	30		Alex MYALL		Mini Se7en	1:29.803	9	5.110	74.16
21	24		James COULSON		Mini Se7en	1:29.808	10	5.115	74.15
22	26		Lee JONES		Mini Se7en	1:30.458	9	5.765	73.62
23	82		Andrew RUTHVEN		Mini Se7en	1:31.226	11	6.533	73.00
24	68		Clive TONGE		Mini Se7en	1:32.852	7	8.159	71.72
25	84		Ian DEVINY		Mini Se7en	1:36.072	5	11.379	69.32
26	54		Pete GUDGIN		Mini Se7en	1:38.175	8	13.482	67.83
27	33		Geoff TAYLOR		Mini Se7en	1:44.775	4	20.082	63.56

Car No's 24 & 54 need working transponders please.

Weather / Track : Cloudy / Dry

These results are provisional until the conclusion of any judicial and technical matters.

Castle Combe

Circuit Length = 1.8500 miles.

Start: 08:33 End: 08:48

Clerk Of Course:	Stewards:	Timekeeper:

Dunlop Mini Se7en Challenge

QUALIFYING - LAP ANALYSIS

1	James HALL	Mini Se7en
1 - 6:10.991	6 - 1:26.971	11 - 1:26.096
2 - 1:36.509	7 - 1:25.177	12 - 1:25.805
3 - 1:27.877	8 - 1:28.585	
4 - 1:26.764	9 - 1:24.986	
5 - 1:25.866	10 - 1:30.649	
2	Max HUNTER	Mini Se7en
1 - 6:25.312	6 - 1:25.349	11 - 1:25.964
2 - 1:41.471	7 - 1:31.102	
3 - 1:27.927	8 - 1:39.387	
4 - 1:32.297	9 - 1:26.598	
5 - 1:26.330	10 - 1:26.984	
3	Dave BANWELL	Mini Se7en
1 - 6:31.349	6 - 1:25.470	11 - 1:26.932
2 - 1:38.877	7 - 1:35.339	
3 - 1:28.455	8 - 1:37.482	
4 - 1:28.075	9 - 1:26.521	
5 - 1:26.939	10 - 1:30.943	
5	Paul THOMPSON	Mini Se7en
1 - 6:12.585	6 - 1:25.725	11 - 1:29.003
2 - 1:37.067	7 - 1:26.388	12 - 1:24.832
3 - 1:27.815	8 - 1:25.929	
4 - 1:26.467	9 - 1:25.273	
5 - 1:24.897	10 - 1:35.337	
6	Geoff LETTS	Mini Se7en
1 - 6:13.601	6 - 1:27.204	11 - 1:26.700
2 - 1:36.478	7 - 1:25.652	12 - 1:26.664
3 - 1:27.925	8 - 1:26.046	
4 - 1:26.505	9 - 1:26.605	
5 - 1:25.934	10 - 1:27.415	
7	Dick HUNTER	Mini Se7en
1 - 6:33.660	6 - 1:28.602	11 - 1:27.281
2 - 1:41.896	7 - 1:27.912	
3 - 1:31.430	8 - 1:28.312	
4 - 1:28.052	9 - 1:29.580	
5 - 1:27.375	10 - 1:28.354	

Car No's 24 & 54 need working transponders please.
Weather / Track : Cloudy / Dry

Castle Combe
Circuit Length = 1.8500 miles.
Start: 08:33 End: 08:48
Printed - 08:53 Monday, 30 May 2005

Dunlop Mini Se7en Challenge QUALIFYING - LAP ANALYSIS

(contd.)

9	Kane ASTIN	Mini Se7en
1 - 6:34.456	6 - 1:33.814	
2 - 1:41.702	7 - 1:43.370	
3 - 1:30.366	8 - 1:27.302	
4 - 1:28.017	9 - 1:26.763	
5 - 1:27.414	10 - 2:04.710P	
14	Mickey BRAY	Mini Se7en
1 - 6:05.499	6 - 1:29.138	11 - 1:28.454
2 - 1:53.970	7 - 1:30.101	
3 - 1:34.487	8 - 1:29.043	
4 - 1:32.547	9 - 1:29.613	
5 - 1:30.006	10 - 1:48.036	
16	James WINNIFRITH	Mini Se7en
1 - 6:20.828	6 - 1:27.676	11 - 1:33.864
2 - 1:39.351	7 - 1:26.976	
3 - 1:32.367	8 - 1:26.344	
4 - 1:27.321	9 - 1:30.711	
5 - 1:26.575	10 - 1:32.607	
24	James COULSON	Mini Se7en
1 - 6:47.823	6 - 1:30.562	
2 - 1:49.706	7 - 1:30.472	
3 - 1:39.894	8 - 1:29.808	
4 - 1:39.305	9 - 1:42.484	
5 - 1:30.537	10 - 1:31.872	
26	Lee JONES	Mini Se7en
1 - 8:52.841P	6 - 1:30.880	
2 - 2:15.239	7 - 1:31.785	
3 - 1:32.387	8 - 1:35.671	
4 - 1:31.337	9 - 1:30.458	
5 - 1:31.327		
28	Graeme DAVIS	Mini Se7en
1 - 6:48.003	6 - 1:28.828	
2 - 1:43.504	7 - 1:29.359	
3 - 1:31.740	8 - 1:27.727	
4 - 1:28.584		
5 - 1:27.793		

Car No's 24 & 54 need working transponders please.
Weather / Track : Cloudy / Dry

Castle Combe
Circuit Length = 1.8500 miles.
Start: 08:33 End: 08:48

Dunlop Mini Se7en Challenge QUALIFYING - LAP ANALYSIS

(contd.)

30	Alex MYALL	Mini Se7en
1 - 8:49.936P	6 - 1:30.965	
2 - 2:00.925	7 - 1:30.332	
3 - 1:33.321	8 - 1:30.505	
4 - 1:30.553	9 - 1:29.803	
5 - 1:30.920		
33	Geoff TAYLOR	Mini Se7en
1 - X:00.000P		
2 - 2:27.775		
3 - 1:47.985		
4 - 1:44.775		
36	Damon ASTIN	Mini Se7en
1 - 6:52.237	6 - 1:27.308	11 - 1:29.421
2 - 1:40.792	7 - 1:28.849	
3 - 1:31.670	8 - 1:28.476	
4 - 1:29.287	9 - 1:30.246	
5 - 1:28.651	10 - 1:30.519	
38	Steven HOPPER	Mini Se7en
1 - 6:44.839	6 - 1:31.476	
2 - 2:00.776P	7 - 1:30.519	
3 - 2:06.163	8 - 1:29.474	
4 - 1:32.663	9 - 1:33.102	
5 - 1:31.033	10 - 1:30.810	
41	Peter BONAS	Mini Se7en
1 - 6:54.398	6 - 1:27.342	
2 - 1:41.257	7 - 1:28.632	
3 - 1:30.291	8 - 1:32.649	
4 - 1:28.558		
5 - 1:27.028		
43	Dave EDGECOMBE	Mini Se7en
1 - 6:22.182	6 - 1:27.671	
2 - 1:38.422	7 - 2:13.540P	
3 - 1:30.788		
4 - 1:30.603		
5 - 1:27.675		

Dunlop Mini Se7en Challenge QUALIFYING - LAP ANALYSIS

(contd.)

53	Niven BURGE	Mini Se7en
1 - 5:50.393	6 - 1:27.654	11 - 1:41.590
2 - 1:36.253	7 - 1:26.088	12 - 1:26.341
3 - 1:29.230	8 - 1:26.161	
4 - 1:28.107	9 - 1:26.551	
5 - 1:27.617	10 - 1:33.322	
54	Pete GUDGIN	Mini Se7en
1 - 9:51.645P	6 - 1:39.786	
2 - 2:11.268	7 - 1:41.188	
3 - 1:43.609	8 - 1:38.175	
4 - 1:40.338		
5 - 1:41.556		
60	Malcolm KEAT	Mini Se7en
1 - 6:27.458	6 - 1:29.309	11 - 1:29.212
2 - 1:40.406	7 - 1:30.061	
3 - 1:30.542	8 - 1:30.329	
4 - 1:30.072	9 - 1:29.602	
5 - 1:28.426	10 - 1:30.384	
68	Clive TONGE	Mini Se7en
1 - X:00.000P	6 - 1:37.155	
2 - 2:03.350	7 - 1:32.852	
3 - 1:35.886		
4 - 1:56.825P		
5 - 3:01.549		
78	Paul McGARRY	Mini Se7en
1 - 5:52.664	6 - 1:26.102	
2 - 1:34.604	7 - 1:26.313	
3 - 1:28.846	8 - 1:27.084	
4 - 1:26.739	9 - 1:27.642	
5 - 1:27.314	10 - 1:52.713P	
82	Andrew RUTHVEN	Mini Se7en
1 - 6:51.339	6 - 1:32.491	11 - 1:32.491
2 - 1:46.639	7 - 1:31.649	
3 - 1:39.936	8 - 1:31.226	
4 - 1:31.955	9 - 1:32.131	
5 - 1:31.347	10 - 1:33.184	

Car No's 24 & 54 need working transponders please.
Weather / Track : Cloudy / Dry

Castle Combe
Circuit Length = 1.8500 miles.
Start: 08:33 End: 08:48


Dunlop Mini Se7en Challenge QUALIFYING - LAP ANALYSIS

(contd.)

84	Ian DEVINY	Mini Se7en
1 - 6:06.279 2 - 2:02.947 3 - 3:07.473P 4 - 9:11.145 5 - 1:36.072		
85	Andrew DEVINY	Mini Se7en
1 - 5:52.166 6 - 1:25.126 2 - 1:36.678 7 - 1:24.780 3 - 1:27.698 8 - 1:24.693 4 - 1:25.482 9 - 1:32.676 5 - 1:25.978 10 - 2:10.174P		
95	Alan LETTS	Mini Se7en
1 - 6:14.094 6 - 1:27.596 11 - 1:28.263 2 - 1:36.779 7 - 1:27.857 3 - 1:29.105 8 - 1:27.741 4 - 1:29.054 9 - 1:28.426 5 - 1:28.085 10 - 1:31.168		

Dunlop Mini Se7en Challenge

GRID - RACE 1

ROW 11	54 GUDGIN	33 TAYLOR	
ROW 10		68 TONGE	84 DEVINY
ROW 9	24 COULSON	26 JONES	82 RUTHVEN
ROW 8		38 HOPPER	30 MYALL
ROW 7	28 DAVIS	60 KEAT	14 BRAY
ROW 6		95 LETTS	43 EDGECOMBE
ROW 5	41 BONAS	7 HUNTER	36 ASTIN
ROW 4		16 WINNIFRITH	9 ASTIN
ROW 3	6 LETTS	53 BURGE	78 McGARRY
ROW 2		2 HUNTER	3 BANWELL
ROW 1	85 DEVINY	5 THOMPSON	1 HALL
	POLE		
			

Car No's 24 & 54 need working transponders please.

Weather / Track : Cloudy / Dry

These results are provisional until the conclusion of any judicial and technical matters.

Castle Combe

Circuit Length = 1.8500 miles.

Start: 08:33 End: 08:48

Clerk Of Course:

Stewards:

Timekeeper:

Dunlop Mini Se7en Challenge

RACE CLASSIFICATION - RACE 1

POS	NO	CL	NAME	NAT	CAR	TIME	LAPS	GAP	MPH	BEST
1	85		Andrew DEVINY		Mini Se7en	20:32.250	14		75.66	1:25.064
2	3		Dave BANWELL		Mini Se7en	20:38.363	14	6.113	75.29	1:26.185
3	2		Max HUNTER		Mini Se7en	20:39.329	14	7.079	75.23	1:24.882
4	5		Paul THOMPSON		Mini Se7en	20:51.650	14	19.400	74.49	1:24.909
5	9		Kane ASTIN		Mini Se7en	20:58.175	14	25.925	74.10	1:26.292
6	16		James WINNIFRITH		Mini Se7en	20:59.661	14	27.411	74.02	1:26.927
7	53		Niven BURGE		Mini Se7en	21:03.010	14	30.760	73.82	1:26.406
8	95		Alan LETTS		Mini Se7en	21:16.042	14	43.792	73.07	1:27.998
9	7		Dick HUNTER		Mini Se7en	21:17.785	14	45.535	72.97	1:27.866
10	26		Lee JONES		Mini Se7en	21:36.182	14	1:03.932	71.93	1:28.590
11	38		Steven HOPPER		Mini Se7en	21:51.535	14	1:19.285	71.09	1:29.462
12	68		Clive TONGE		Mini Se7en	21:53.815	14	1:21.565	70.96	1:29.855
13	24		James COULSON		Mini Se7en	21:54.226	14	1:21.976	70.94	1:29.712
14	33		Geoff TAYLOR		Mini Se7en	22:04.886	13	1 LAP	65.34	1:38.596

NOT CLASSIFIED

78			Paul McGARRY		Mini Se7en	17:59.195	12	D.N.F.	74.05	1:27.134
54			Pete GUDGIN		Mini Se7en	18:54.701	11	D.N.F.	64.56	1:38.932
6			Geoff LETTS		Mini Se7en	14:40.540	10	D.N.F.	75.63	1:26.084
36			Damon ASTIN		Mini Se7en	13:29.553	9	D.N.F.	74.04	1:26.893
43			Dave EDGECOMBE		Mini Se7en	10:40.198	7	D.N.F.	72.82	1:27.764
41			Peter BONAS		Mini Se7en	9:07.007	6	D.N.F.	73.05	1:27.757
1			James HALL		Mini Se7en	7:18.399	5	D.N.F.	75.95	1:24.905
14			Mickey BRAY		Mini Se7en	7:31.955	5	D.N.F.	73.68	1:27.827
30			Alex MYALL		Mini Se7en	7:47.551	5	D.N.F.	71.22	1:30.150
60			Malcolm KEAT		Mini Se7en	6:46.896	4	D.N.F.	65.47	1:30.221
28			Graeme DAVIS		Mini Se7en	4:50.849	3	D.N.F.	68.69	1:27.546
82			Andrew RUTHVEN		Mini Se7en	3:16.506	2	D.N.F.	67.78	1:29.801
84			Ian DEVINY		Mini Se7en	2:23.103	1	D.N.F.	46.54	

FASTEST LAP

2			Max HUNTER		Mini Se7en	1:24.882	3	78.46mph	126.27kph	
---	--	--	------------	--	------------	----------	---	----------	-----------	--

Weather / Track : Bright / Dry

These results are provisional until the conclusion of any judicial and technical matters.

Castle Combe

Circuit Length = 1.8500 miles.

Start: 13:02 End: 13:23

Clerk Of Course:	Stewards:	Timekeeper:
------------------	-----------	-------------

Dunlop Mini Se7en Challenge

RACE CLASSIFICATION - RACE 1 - LAP CHART

Lap 1			Lap 2			Lap 3			Lap 4			Lap 5		
No	Behind	Laptime	No	Behind	Laptime	No	Behind	Laptime	No	Behind	Laptime	No	Behind	Laptime
85		1:33.355	85		1:25.307	85		1:25.064	5		1:25.646	85		1:25.807
5	0.706	1:34.061	5	0.627	1:25.228	5	0.472	1:24.909	85	0.364	1:26.482	5	0.523	1:26.694
1	1.121	1:34.476	1	0.997	1:25.183	1	0.838	1:24.905	2	0.527	1:25.561	2	0.835	1:26.479
2	1.364	1:34.719	2	1.266	1:25.209	2	1.084	1:24.882	1	0.769	1:26.049	1	2.384	1:27.786
3	1.823	1:35.178	3	2.903	1:26.387	3	4.024	1:26.185	3	4.366	1:26.460	6	4.563	1:26.180
6	2.266	1:35.621	6	3.302	1:26.343	6	4.588	1:26.350	6	4.554	1:26.084	3	5.067	1:26.872
53	2.587	1:35.942	53	3.686	1:26.406	9	5.309	1:26.292	9	5.643	1:26.452	9	7.582	1:28.110
9	3.002	1:36.357	9	4.081	1:26.386	36	8.482	1:28.334	53	9.617	1:27.099	53	10.986	1:27.540
36	3.626	1:36.981	36	5.212	1:26.893	53	8.636	1:30.014	36	10.428	1:28.064	36	12.203	1:27.946
43	5.292	1:38.647	78	7.364	1:27.134	78	9.585	1:27.285	78	10.831	1:27.364	78	13.320	1:28.660
78	5.537	1:38.892	43	7.749	1:27.764	14	12.210	1:28.006	14	13.919	1:27.827	14	15.940	1:28.192
14	6.558	1:39.913	14	9.268	1:28.017	43	12.529	1:29.844	43	15.179	1:28.768	41	17.936	1:28.297
7	6.859	1:40.214	7	9.418	1:27.866	41	14.171	1:29.294	41	15.810	1:27.757	43	18.850	1:29.842
41	7.448	1:40.803	41	9.941	1:27.800	95	14.907	1:28.832	7	17.551	1:28.644	16	19.029	1:27.317
95	7.744	1:41.099	28	10.547	1:27.546	7	15.025	1:30.671	16	17.883	1:28.754	7	19.342	1:27.962
28	8.308	1:41.663	95	11.139	1:28.702	16	15.247	1:27.823	95	18.413	1:29.624	95	20.240	1:27.998
26	9.075	1:42.430	26	12.358	1:28.590	26	16.902	1:29.608	26	24.072	1:33.288	26	27.748	1:29.847
30	10.413	1:43.768	16	12.488	1:26.927	38	20.528	1:30.455	38	24.716	1:30.306	38	28.007	1:29.462
38	10.745	1:44.100	38	15.137	1:29.699	30	23.285	1:30.797	30	27.317	1:30.150	30	31.536	1:30.390
16	10.868	1:44.223	68	17.102	1:31.230	68	23.951	1:31.913	68	27.688	1:29.855	68	32.031	1:30.514
68	11.179	1:44.534	30	17.552	1:32.446	24	24.134	1:30.761	24	31.345	1:33.329	24	34.886	1:29.712
24	11.715	1:45.070	82	17.844	1:29.801	28	27.123	1:41.640	60	57.052	1:32.214	33	1:19.462	1:41.529
82	13.350	1:46.705	24	18.437	1:32.029	33	50.560	1:40.945	33	1:04.104	1:39.662	54	1:25.756	1:41.658
33	19.733	1:53.088	33	34.679	1:40.253	60	50.956	1:33.052	54	1:10.269	1:40.750			
54	26.932	2:00.287	54	41.769	1:40.144	54	55.637	1:38.932						
60	38.054	2:11.409	60	42.968	1:30.221									
84	49.748	2:23.103P												

Dunlop Mini Se7en Challenge
RACE CLASSIFICATION - RACE 1 - LAP CHART
 (contd.)

Lap 6			Lap 7			Lap 8			Lap 9			Lap 10		
No	Behind	Laptime	No	Behind	Laptime	No	Behind	Laptime	No	Behind	Laptime	No	Behind	Laptime
85		1:26.029	85		1:27.982	85		1:27.496	85		1:27.515	85		1:27.855
5	0.605	1:26.111	2	1.532	1:28.597	2	3.021	1:28.985	2	3.743	1:28.237	2	4.828	1:28.940
2	0.917	1:26.111	5	7.046	1:34.423	5	6.479	1:26.929	6	7.473	1:27.643	6	7.648	1:28.030
6	7.365	1:28.831	6	7.506	1:28.123	6	7.345	1:27.335	3	8.014	1:27.885	3	8.463	1:28.304
3	7.776	1:28.738	3	7.722	1:27.928	3	7.644	1:27.418	5	8.447	1:29.483	5	8.897	1:28.305
9	12.722	1:31.169	33	1 LAP	1:45.007	9	14.666	1:28.469	9	16.031	1:28.880	9	20.494	1:32.318
53	16.180	1:31.223	54	1 LAP	1:40.621	53	21.483	1:30.486	53	23.344	1:29.376	78	26.008	1:29.924
36	16.797	1:30.623	9	13.693	1:28.953	78	21.954	1:29.751	78	23.939	1:29.500	53	26.540	1:31.051
78	17.463	1:30.172	53	18.493	1:30.295	36	23.157	1:31.104	36	24.516	1:28.874	16	29.406	1:29.454
43	24.659	1:31.838	36	19.549	1:30.734	54	1 LAP	1:40.159	16	27.807	1:28.487	7	37.061	1:30.552
41	24.963	1:33.056	78	19.699	1:30.218	33	1 LAP	1:42.830	7	34.364	1:30.099	95	37.713	1:30.042
16	25.137	1:32.137	16	25.567	1:28.412	16	26.835	1:28.764	95	35.526	1:30.933	26	45.390	1:31.676
95	25.463	1:31.252	7	29.075	1:31.481	7	31.780	1:30.201	54	1 LAP	1:40.450	54	1 LAP	1:39.188
7	25.576	1:32.263	95	29.271	1:31.790	95	32.108	1:30.333	33	1 LAP	1:41.032	33	1 LAP	1:39.246
26	32.835	1:31.116	43	30.172	1:33.495	26	38.217	1:31.063	26	41.569	1:30.867	38	54.547	1:33.733
38	34.316	1:32.338	26	34.650	1:29.797	38	43.869	1:32.499	38	48.669	1:32.315	68	1:02.452	1:33.742
68	40.962	1:34.960	38	38.866	1:32.532	68	49.984	1:32.348	68	56.565	1:34.096	24	1:02.875	1:33.863
24	41.358	1:32.501	68	45.132	1:32.152	24	50.385	1:32.055	24	56.867	1:33.997			
			24	45.826	1:32.450									

Dunlop Mini Se7en Challenge
RACE CLASSIFICATION - RACE 1 - LAP CHART
 (contd.)

Lap 11			Lap 12			Lap 13			Lap 14			Lap 15		
No	Behind	Laptime	No	Behind	Laptime	No	Behind	Laptime	No	Behind	Laptime	No	Behind	Laptime
85		1:28.349	85		1:29.182	85		1:30.926	85		1:30.901			
2	5.427	1:28.948	2	7.697	1:31.452	3	7.581	1:28.642	3	6.113	1:29.433			
3	9.191	1:29.077	3	9.865	1:29.856	2	8.036	1:31.265	2	7.079	1:29.944			
5	9.604	1:29.056	5	11.169	1:30.747	5	14.889	1:34.646	5	19.400	1:35.412			
9	24.715	1:32.570	9	26.118	1:30.585	9	26.431	1:31.239	9	25.925	1:30.395			
78	27.856	1:30.197	78	28.772	1:30.098	16	28.911	1:28.488	16	27.411	1:29.401			
53	28.303	1:30.112	53	30.525	1:31.404	53	30.230	1:30.631	53	30.760	1:31.431			
16	31.173	1:30.116	16	31.349	1:29.358	95	42.722	1:31.613	95	43.792	1:31.971			
95	39.939	1:30.575	95	42.035	1:31.278	7	45.103	1:31.609	7	45.535	1:31.333			
7	41.924	1:33.212	7	44.420	1:31.678	26	57.182	1:34.769	26	1:03.932	1:37.651			
26	49.573	1:32.532	26	53.339	1:32.948	38	1:14.503	1:35.187	38	1:19.285	1:35.683			
38	1:03.546	1:37.348	38	1:10.242	1:35.878	68	1:18.163	1:34.409	68	1:21.565	1:34.303			
33	1 LAP	1:42.589	68	1:14.680	1:35.082	24	1:18.698	1:33.986	24	1:21.976	1:34.179			
54	1 LAP	1:46.566	24	1:15.638	1:35.295	33	1 LAP	1:38.596	33	1 LAP	1:39.229			
68	1:08.780	1:34.677	33	1 LAP	1:40.880									
24	1:09.525	1:34.999	54	1 LAP	1:45.946									

Castle Combe Special GT Champ/Dunlop Tuscan Challenge

QUALIFYING - RACE 2

POS	NO	CL	NAME	NAT	CAR	TIME	LAPS	GAP	MPH
1	1	C	Louis DAVIDSON		Radical Prosport	1:05.771	13		101.26
2	14	A	Doug SETTERS		Jade Trackstar	1:06.727	10	0.956	99.81
3	78	B	Shane MARSHALL		Mallock P21	1:08.841	13	3.070	96.74
4	7	TVR	Darren DOWLING		TVR Tuscan	1:09.336	10	3.565	96.05
5	10	TVR	Tim HOOD		TVR Tuscan	1:09.423	11	3.652	95.93
6	85	C	Russell SPENCE		Radical SR3	1:09.719	12	3.948	95.52
7	6	A	Guy WOODWARD		Jade Trackstar	1:09.951	10	4.180	95.21
8	80	C	Giles ADAMS		Global GT Light	1:10.562	11	4.791	94.38
9	66	C	Andy CROCKETT		Radical Prosport	1:10.644	12	4.873	94.27
10	68	C	Steve DONOVAN		Radical SR3	1:10.771	12	5.000	94.10
11	3	A	Derek GORE		LM3000 Prosport	1:11.323	12	5.552	93.37
12	16	TVR	Andy HOLDEN		TVR Tuscan	1:11.473	10	5.702	93.18
13	5	A	Ben McLAUGHLIN		Halsbury 05	1:11.591	4	5.820	93.02
14	32	B	Norman LACKFORD		Saxon SRC	1:11.705	12	5.934	92.88
15	4	TVR	Bob ROSS		TVR Tuscan	1:12.117	7	6.346	92.35
16	40	B	David SMITH		Mallock Mk34	1:13.539	12	7.768	90.56
17	56	B	Michael/Richardson		Westfield SE	1:13.663	10	7.892	90.41
18	63	C	Glyn TORR		Radical SR3	1:14.442	12	8.671	89.46
19	62	C	Robert CROZIER		Mallock Mk2	1:14.658	12	8.887	89.20
20	41	B	Jeremy IRWIN		Rawlson Sports GT	1:15.247	12	9.476	88.50
21	13	TVR	Hugh MARSHALL		TVR Tuscan	1:16.079	10	10.308	87.54
22	82	TVR	Stephen GLYNN		TVR Tuscan	1:16.126	11	10.355	87.48
23	17	TVR	Andrew NUNN		TVR Tuscan	1:16.264	11	10.493	87.32
24	59	D	Keith SPRULES		Ferrari F335	1:18.104	9	12.333	85.27
25	70	C	James JOHNSON		Fisher Fury	1:18.421	9	12.650	84.92
26	38	A	Steve WOOD		Volkswagen Golf VR6	1:22.628	9	16.857	80.60
27	83	C	Paul WILSON		ADR Sport 2	1:23.071	4	17.300	80.17
28	99	D	Tony BAXTER		Porsche 968 CS	1:23.332	8	17.561	79.92
29	96	D	Jim MORT		Renault 5 GT Turbo	1:27.646	9	21.875	75.98
30	39	A	Michael KURTON		Volkswagen Vento VR6	1:28.961	10	23.190	74.86
31	0	D	Christopher LEE		Porsche 993	1:41.854	2	36.083	65.38

Car No's 0 & 16 need working transponders. Car No 0 - 2 laps only. Car No 56 transponder stopped working.

Weather / Track : Cloudy / Dry

Circuit Length = 1.8500 miles.

These results are provisional until the conclusion of any judicial and technical matters.

Start: 08:59 End: 09:14

Clerk Of Course:	Stewards:	Timekeeper:
------------------	-----------	-------------

Castle Combe Special GT Champ/Dunlop Tuscan Challenge QUALIFYING - LAP ANALYSIS

0	Christopher LEE	Porsche 993
1 - X:00.000 2 - 1:41.854		
1	Louis DAVIDSON	Radical Prosport
1 - 8:46.121 6 - 1:08.231 11 - 1:08.692 2 - 1:36.569 7 - 1:09.812 12 - 1:11.647 3 - 1:15.668 8 - 1:11.051 13 - 1:19.507 4 - 1:23.817 9 - 1:06.096 5 - 1:08.893 10 - 1:05.771		
3	Derek GORE	LM3000 Prosport
1 - 9:11.703 6 - 1:13.471 11 - 1:12.484 2 - 1:29.046 7 - 1:16.046 12 - 1:11.323 3 - 1:16.726 8 - 1:13.226 4 - 1:13.637 9 - 1:12.921 5 - 1:16.796 10 - 1:13.831		
4	Bob ROSS	TVR Tuscan
1 - X:00.000 6 - 1:12.117 2 - 1:16.809 7 - 1:47.699P 3 - 1:14.946 4 - 1:14.631 5 - 1:12.924		
5	Ben McLAUGHLIN	Halsbury 05
1 - 9:21.857 2 - 1:31.131 3 - 1:13.736 4 - 1:11.591		
6	Guy WOODWARD	Jade Trackstar
1 - 9:50.661 6 - 1:13.652 2 - 1:26.346 7 - 1:10.991 3 - 1:23.809 8 - 1:10.987 4 - 1:32.174P 9 - 1:09.951 5 - 2:52.066 10 - 1:11.420		

Car No's 0 & 16 need working transponders. Car No 0 - 2 laps only. Car No 56 transponder stopped working.
Weather / Track : Cloudy / Dry

Castle Combe
Circuit Length = 1.8500 miles.
Start: 08:59 End: 09:14

Castle Combe Special GT Champ/Dunlop Tuscan Challenge QUALIFYING - LAP ANALYSIS

(contd.)

7	Darren DOWLING	TVR Tuscan
1 - 9:06.317	6 - 1:11.104	
2 - 1:33.737	7 - 1:18.522	
3 - 1:18.606	8 - 1:09.336	
4 - 1:11.595	9 - 1:28.317	
5 - 1:14.493	10 - 1:26.046	
10	Tim HOOD	TVR Tuscan
1 - 9:29.201	6 - 1:09.755	11 - 1:09.867
2 - 1:28.050	7 - 1:35.528	
3 - 1:14.292	8 - 1:09.423	
4 - 1:09.866	9 - 1:09.832	
5 - 1:20.120	10 - 1:13.467	
13	Hugh MARSHALL	TVR Tuscan
1 - 8:38.011	6 - 1:25.537	
2 - 1:35.777	7 - 1:42.509P	
3 - 1:21.037	8 - 3:40.628	
4 - 1:20.017	9 - 1:16.079	
5 - 1:17.062	10 - 1:17.385	
14	Doug SETTERS	Jade Trackstar
1 - 9:57.738	6 - 3:58.748	
2 - 1:24.362	7 - 1:08.285	
3 - 1:13.026	8 - 1:06.727	
4 - 1:09.871	9 - 1:07.056	
5 - 1:37.462P	10 - 1:08.512	
16	Andy HOLDEN	TVR Tuscan
1 - X:00.000	6 - 1:14.701	
2 - 1:20.190	7 - 1:13.553	
3 - 1:16.602	8 - 1:12.875	
4 - 1:14.681	9 - 1:13.311	
5 - 1:14.831	10 - 1:11.473	
17	Andrew NUNN	TVR Tuscan
1 - 9:10.059	6 - 1:17.828	11 - 1:17.264
2 - 1:44.462	7 - 1:24.669	
3 - 1:26.387	8 - 1:18.359	
4 - 1:22.713	9 - 1:18.188	
5 - 1:18.508	10 - 1:16.264	

Car No's 0 & 16 need working transponders. Car No 0 - 2 laps only. Car No 56 transponder stopped working.
Weather / Track : Cloudy / Dry

Castle Combe
Circuit Length = 1.8500 miles.
Start: 08:59 End: 09:14

Castle Combe Special GT Champ/Dunlop Tuscan Challenge

QUALIFYING - LAP ANALYSIS

(contd.)

32	Norman LACKFORD	Saxon SRC
1 - 9:34.187	6 - 1:15.379	11 - 1:11.705
2 - 1:33.598	7 - 1:21.071	12 - 1:11.854
3 - 1:23.891	8 - 1:13.012	
4 - 1:18.106	9 - 1:12.292	
5 - 1:15.746	10 - 1:13.370	
38	Steve WOOD	Volkswagen Golf VR6
1 - 9:36.663	6 - 1:24.718	
2 - 1:42.077	7 - 1:27.306	
3 - 1:28.565	8 - 1:22.628	
4 - 1:23.863	9 - 1:26.065	
5 - 1:25.664		
39	Michael KURTON	Volkswagen Vento VR6
1 - 9:38.381	6 - 1:31.451	
2 - 1:43.936	7 - 1:29.661	
3 - 1:34.316	8 - 1:36.507	
4 - 1:33.726	9 - 1:28.961	
5 - 1:32.382	10 - 1:29.244	
40	David SMITH	Mallock Mk34
1 - 8:56.981	6 - 1:14.758	11 - 1:14.494
2 - 1:30.011	7 - 1:17.969	12 - 1:16.611
3 - 1:18.190	8 - 1:13.869	
4 - 1:20.589	9 - 1:13.539	
5 - 1:23.230	10 - 1:17.990	
41	Jeremy IRWIN	Rawlson Sports GT
1 - 9:03.802	6 - 1:20.411	11 - 1:16.137
2 - 1:38.705	7 - 1:20.744	12 - 1:15.247
3 - 1:24.327	8 - 1:17.300	
4 - 1:22.551	9 - 1:17.511	
5 - 1:17.987	10 - 1:16.198	
56	Michael/Richardson	Westfield SE
1 - 9:33.747	6 - 2:07.881P	
2 - 1:25.693	7 - 2:18.723	
3 - 1:18.199	8 - 1:16.367	
4 - 1:16.600	9 - 1:14.571	
5 - 1:13.663	10 - 1:14.031	

Car No's 0 & 16 need working transponders. Car No 0 - 2 laps only. Car No 56 transponder stopped working.
Weather / Track : Cloudy / Dry

Castle Combe
Circuit Length = 1.8500 miles.
Start: 08:59 End: 09:14

Castle Combe Special GT Champ/Dunlop Tuscan Challenge QUALIFYING - LAP ANALYSIS

(contd.)

59	Keith SPRULES	Ferrari F335
1 - X:00.000	6 - 1:18.104	
2 - 1:23.574	7 - 1:25.755	
3 - 1:20.004	8 - 1:19.058	
4 - 1:21.127	9 - 1:18.691	
5 - 1:18.618		
62	Robert CROZIER	Mallock Mk2
1 - 9:17.693	6 - 1:15.533	11 - 1:16.968
2 - 1:38.411	7 - 1:14.658	12 - 1:15.598
3 - 1:25.576	8 - 1:14.671	
4 - 1:20.638	9 - 1:17.516	
5 - 1:18.913	10 - 1:18.594	
63	Glyn TORR	Radical SR3
1 - 8:52.134	6 - 1:15.636	11 - 1:14.442
2 - 1:34.748	7 - 1:20.306	12 - 1:14.595
3 - 1:21.781	8 - 1:14.715	
4 - 1:18.381	9 - 1:14.634	
5 - 1:20.450	10 - 1:16.977	
66	Andy CROCKETT	Radical Prosport
1 - 9:23.256	6 - 1:11.816	11 - 1:11.272
2 - 1:31.885	7 - 1:12.047	12 - 1:12.208
3 - 1:17.533	8 - 1:16.892	
4 - 1:14.529	9 - 1:10.644	
5 - 1:15.066	10 - 1:12.462	
68	Steve DONOVAN	Radical SR3
1 - 9:19.961	6 - 1:11.843	11 - 1:10.771
2 - 1:33.573	7 - 1:13.771	12 - 1:10.910
3 - 1:14.950	8 - 1:14.054	
4 - 1:13.386	9 - 1:10.979	
5 - 1:16.853	10 - 1:11.723	
70	James JOHNSON	Fisher Fury
1 - X:00.000	6 - 1:18.948	
2 - 1:24.106	7 - 1:18.421	
3 - 1:20.922	8 - 1:20.829	
4 - 1:19.575	9 - 1:18.801	
5 - 1:18.508		

Car No's 0 & 16 need working transponders. Car No 0 - 2 laps only. Car No 56 transponder stopped working.
Weather / Track : Cloudy / Dry

Castle Combe
Circuit Length = 1.8500 miles.
Start: 08:59 End: 09:14

Castle Combe Special GT Champ/Dunlop Tuscan Challenge QUALIFYING - LAP ANALYSIS

(contd.)

78	Shane MARSHALL			Mallock P21
1 -	8:51.091	6 -	1:11.478	11 - 1:12.903
2 -	1:32.647	7 -	1:09.643	12 - 1:08.965
3 -	1:15.959	8 -	1:08.841	13 - 1:10.991
4 -	1:24.910	9 -	1:09.816	
5 -	1:11.932	10 -	1:09.344	
80	Giles ADAMS			Global GT Light
1 -	8:47.421	6 -	1:12.398	11 - 1:16.351
2 -	1:35.883	7 -	1:11.420	
3 -	1:15.826	8 -	1:10.562	
4 -	1:24.462	9 -	1:12.727	
5 -	1:12.637	10 -	1:12.600	
82	Stephen GLYNN			TVR Tuscan
1 -	9:52.168	6 -	1:26.434	11 - 1:17.716
2 -	1:36.284	7 -	1:22.387	
3 -	1:27.059	8 -	1:18.197	
4 -	1:23.238	9 -	1:17.806	
5 -	1:19.874	10 -	1:16.126	
83	Paul WILSON			ADR Sport 2
1 -	9:02.200			
2 -	1:38.974			
3 -	1:24.230			
4 -	1:23.071			
85	Russell SPENCE			Radical SR3
1 -	9:15.942	6 -	1:12.025	11 - 1:12.472
2 -	1:33.095	7 -	1:19.774	12 - 1:12.491
3 -	1:16.497	8 -	1:12.146	
4 -	1:11.319	9 -	1:09.719	
5 -	1:13.356	10 -	1:13.784	
96	Jim MORT			Renault 5 GT Turbo
1 -	X:00.000P	6 -	1:32.528	
2 -	2:05.935	7 -	1:28.972	
3 -	1:32.894	8 -	1:30.312	
4 -	1:30.831	9 -	1:27.646	
5 -	1:30.662			

Car No's 0 & 16 need working transponders. Car No 0 - 2 laps only. Car No 56 transponder stopped working.
Weather / Track : Cloudy / Dry

Castle Combe
Circuit Length = 1.8500 miles.
Start: 08:59 End: 09:14

Castle Combe Special GT Champ/Dunlop Tuscan Challenge QUALIFYING - LAP ANALYSIS

(contd.)

99	Tony BAXTER	Porsche 968 CS
1 - 9:26.929	6 - 1:24.871	
2 - 1:42.020	7 - 1:26.610	
3 - 1:36.535	8 - 1:23.332	
4 - 1:25.037		
5 - 1:25.385		

Car No's 0 & 16 need working transponders. Car No 0 - 2 laps only. Car No 56 transponder stopped working.
Weather / Track : Cloudy / Dry

Castle Combe
Circuit Length = 1.8500 miles.
Start: 08:59 End: 09:14

Castle Combe Special GT Champ/Dunlop Tuscan Challenge

RACE CLASSIFICATION - RACE 2

POS	NO	CL	NAME	NAT	CAR	TIME	LAPS	GAP	MPH	BEST
1	14	A	Doug SETTERS		Jade Trackstar	13:53.799	12		95.85	1:07.844
2	6	A	Guy WOODWARD		Jade Trackstar	14:04.915	12	11.116	94.58	1:08.229
3	78	B	Shane MARSHALL		Mallock P21	14:18.394	12	24.595	93.10	1:09.244
4	10	TVR	Tim HOOD		TVR Tuscan	14:31.112	12	37.313	91.74	1:10.904
5	68	C	Steve DONOVAN		Radical SR3	14:35.184	12	41.385	91.31	1:10.951
6	7	TVR	Darren DOWLING		TVR Tuscan	14:46.939	12	53.140	90.10	1:11.071
7	16	TVR	Andy HOLDEN		TVR Tuscan	14:48.468	12	54.669	89.95	1:12.006
8	32	B	Norman LACKFORD		Saxon SRC	14:48.731	12	54.932	89.92	1:12.146
9	4	TVR	Bob ROSS		TVR Tuscan	14:49.026	12	55.227	89.89	1:12.243
10	13	TVR	Hugh MARSHALL		TVR Tuscan	14:52.458	12	58.659	89.55	1:12.262
11	63	C	Glyn TORR		Radical SR3	14:52.872	12	59.073	89.50	1:12.271
12	66	C	Andy CROCKETT		Radical Prosport	14:53.218	12	59.419	89.47	1:11.181
13	3	A	Derek GORE		LM3000 Prosport	14:58.406	12	1:04.607	88.95	1:12.929
14	80	C	Giles ADAMS		Global GT Light	14:59.627	12	1:05.828	88.83	1:13.029
15	40	B	David SMITH		Mallock Mk34	15:01.341	12	1:07.542	88.66	1:12.153
16	56	B	Tony MICHAEL		Westfield SE	15:02.678	12	1:08.879	88.53	1:12.903
17	41	B	Jeremy IRWIN		Rawlson Sports GT	14:17.008	11	1 LAP	85.48	1:15.285
18	62	C	Robert CROZIER		Mallock Mk2	14:23.726	11	1 LAP	84.81	1:14.788
19	70	C	James JOHNSON		Fisher Fury	14:32.331	11	1 LAP	83.98	1:17.055
20	17	TVR	Andrew NUNN		TVR Tuscan	14:33.402	11	1 LAP	83.87	1:15.798
21	82	TVR	Stephen GLYNN		TVR Tuscan	14:46.829	11	1 LAP	82.60	1:16.777
22	59	D	Keith SPRULES		Ferrari F335	15:04.140	11	1 LAP	81.02	1:18.581
23	83	C	Paul WILSON		ADR Sport 2	15:04.902	11	1 LAP	80.95	1:20.042
24	99	D	Tony BAXTER		Porsche 968 CS	14:37.399	10	2 LAPS	75.90	1:23.990
25	96	D	Jim MORT		Renault 5 GT Turbo	14:52.063	10	2 LAPS	74.65	1:26.987
26	39	A	Michael KURTON		Volkswagen Vento VR6	14:52.481	10	2 LAPS	74.62	1:25.641
27	1	C	Louis DAVIDSON		Radical Prosport	13:54.407	9	3 LAPS	71.83	1:07.415

NOT CLASSIFIED

5	A	Ben McLAUGHLIN	Halsbury 05	8:58.386	7	D.N.F.	86.59	1:09.859
38	A	Steve WOOD	Volkswagen Golf VR6	11:22.694	4	D.N.F.	39.02	1:37.390
85	C	Russell SPENCE	Radical SR3	3:40.183	3	D.N.F.	90.74	1:09.780

FASTEST LAP

1	C	Louis DAVIDSON	Radical Prosport	1:07.415	2	98.79mph	158.98kph
14	A	Doug SETTERS	Jade Trackstar	1:07.844	2	98.16mph	157.98kph
78	B	Shane MARSHALL	Mallock P21	1:09.244	12	96.18mph	154.78kph
10	TVR	Tim HOOD	TVR Tuscan	1:10.904	7	93.93mph	151.16kph
59	D	Keith SPRULES	Ferrari F335	1:18.581	2	84.75mph	136.39kph

Weather / Track : Sunny / Dry
 These results are provisional until the conclusion of any judicial and technical matters.

Castle Combe
 Circuit Length = 1.8500 miles.
 Start: 13:37 End: 13:51

Clerk Of Course:	Stewards:	Timekeeper:
------------------	-----------	-------------

Castle Combe Special GT Champ/Dunlop Tuscan Challenge
RACE CLASSIFICATION - RACE 2 - LAP CHART

Lap 1			Lap 2			Lap 3			Lap 4			Lap 5		
No	Behind	Laptime	No	Behind	Laptime	No	Behind	Laptime	No	Behind	Laptime	No	Behind	Laptime
14		1:14.565	14		1:07.844	14		1:08.078	14		1:08.169	14		1:08.827
1	1.305	1:15.870	1	0.876	1:07.415	1	0.309	1:07.511	1	0.414	1:08.274	1	2.350	1:10.763
7	2.697	1:17.262	7	5.924	1:11.071	6	8.414	1:10.151	6	8.999	1:08.754	6	10.219	1:10.047
6	3.436	1:18.001	6	6.341	1:10.749	7	9.491	1:11.645	7	13.314	1:11.992	99	1 LAP	1:24.864
85	4.812	1:19.377	85	6.748	1:09.780	85	9.696	1:11.026	78	13.671	1:11.598	96	1 LAP	1:28.145
10	5.330	1:19.895	78	8.146	1:10.378	78	10.242	1:10.174	5	15.234	1:09.859	7	16.534	1:12.047
78	5.612	1:20.177	10	9.704	1:12.218	10	13.348	1:11.722	10	16.994	1:11.815	5	17.042	1:10.635
68	6.890	1:21.455	68	10.198	1:11.152	5	13.544	1:11.106	68	17.462	1:11.002	78	17.574	1:12.730
80	7.315	1:21.880	5	10.516	1:10.678	68	14.629	1:12.509	32	23.437	1:13.192	39	1 LAP	1:29.621
5	7.682	1:22.247	32	13.804	1:13.518	32	18.414	1:12.688	16	23.651	1:12.791	10	19.202	1:11.035
32	8.130	1:22.695	80	14.730	1:15.259	16	19.029	1:12.006	4	28.169	1:13.820	68	19.586	1:10.951
16	10.170	1:24.735	16	15.101	1:12.775	80	21.705	1:15.053	80	29.224	1:15.688	16	28.056	1:13.232
56	10.616	1:25.181	56	17.275	1:14.503	4	22.518	1:12.784	13	29.612	1:13.998	32	29.568	1:14.958
63	11.235	1:25.800	4	17.812	1:14.222	13	23.783	1:13.590	63	30.419	1:13.667	4	32.374	1:13.032
4	11.434	1:25.999	63	18.210	1:14.819	56	24.280	1:15.083	56	31.731	1:15.620	13	33.407	1:12.622
13	11.662	1:26.227	13	18.271	1:14.453	63	24.921	1:14.789	3	31.880	1:14.388	63	34.702	1:13.110
40	12.209	1:26.774	3	18.940	1:14.225	3	25.661	1:14.799	40	32.885	1:14.670	80	35.808	1:15.411
3	12.559	1:27.124	40	19.957	1:15.592	40	26.384	1:14.505	66	33.026	1:11.652	3	36.340	1:13.287
41	15.128	1:29.693	41	24.347	1:17.063	66	29.543	1:11.529	41	42.372	1:17.154	56	37.296	1:14.392
70	15.414	1:29.979	70	25.598	1:18.028	41	33.387	1:17.118	70	45.711	1:18.379	66	38.317	1:14.118
59	16.343	1:30.908	66	26.092	1:14.571	70	35.501	1:17.981	17	46.118	1:17.765	40	38.560	1:14.502
82	18.108	1:32.673	59	27.080	1:18.581	17	36.522	1:16.730	59	51.051	1:19.021	41	50.484	1:16.939
99	18.981	1:33.546	82	27.531	1:17.267	59	40.199	1:21.197	62	51.457	1:16.182	70	54.013	1:17.129
17	19.205	1:33.770	17	27.870	1:16.509	62	43.444	1:16.150	82	1:01.754	1:19.149	17	54.270	1:16.979
66	19.365	1:33.930	99	35.127	1:23.990	83	50.096	1:22.633	83	1:02.769	1:20.842	62	57.667	1:15.037
83	19.719	1:34.284	62	35.372	1:21.811	82	50.774	1:31.321				59	1:02.907	1:20.683
62	21.405	1:35.970	83	35.541	1:23.666	99	1:04.689	1:37.640						
38	22.825	1:37.390	96	44.974	1:27.253	96	1:05.202	1:28.306						
96	25.565	1:40.130	39	45.682	1:27.132	39	1:05.647	1:28.043						
39	26.394	1:40.959	38	56.627	1:41.646P									

Castle Combe Special GT Champ/Dunlop Tuscan Challenge
RACE CLASSIFICATION - RACE 2 - LAP CHART
 (contd.)

Lap 6			Lap 7			Lap 8			Lap 9			Lap 10		
No	Behind	Laptime	No	Behind	Laptime	No	Behind	Laptime	No	Behind	Laptime	No	Behind	Laptime
14		1:09.026	14		1:09.082	14		1:10.437	14		1:09.717	14		1:10.060
1	1.756	1:08.432	38	4 LAPS	4:51.404P	70	1 LAP	1:17.764	41	1 LAP	1:16.480	99	2 LAPS	1:24.194
82	1 LAP	1:19.117	59	1 LAP	1:21.647	62	1 LAP	1:17.936	96	2 LAPS	1:27.693	41	1 LAP	1:16.692
83	1 LAP	1:20.042	6	9.666	1:09.326	17	1 LAP	1:18.763	39	2 LAPS	1:27.003	6	9.612	1:10.349
6	9.422	1:08.229	82	1 LAP	1:17.990	6	8.094	1:08.865	70	1 LAP	1:17.055	70	1 LAP	1:17.643
7	19.791	1:12.283	83	1 LAP	1:20.333	59	1 LAP	1:20.301	6	9.323	1:10.946	62	1 LAP	1:15.614
5	20.018	1:12.002	78	21.016	1:09.670	78	20.304	1:09.725	62	1 LAP	1:18.514	17	1 LAP	1:15.798
78	20.428	1:11.880	7	22.767	1:12.058	82	1 LAP	1:19.598	17	1 LAP	1:19.105	96	2 LAPS	1:28.034
10	21.183	1:11.007	10	23.005	1:10.904	10	23.962	1:11.394	78	21.739	1:11.152	78	21.274	1:09.595
68	23.392	1:12.832	68	26.119	1:11.809	83	1 LAP	1:20.113	10	26.363	1:12.118	39	2 LAPS	1:27.069
99	1 LAP	1:24.838	1	27.672	1:34.998P	7	26.711	1:14.381	59	1 LAP	1:21.477	10	28.082	1:11.779
16	33.812	1:14.782	16	38.288	1:13.558	68	27.425	1:11.743	82	1 LAP	1:17.174	68	33.924	1:13.222
32	34.769	1:14.227	32	39.534	1:13.847	16	40.583	1:12.732	68	30.762	1:13.054	82	1 LAP	1:18.064
4	36.213	1:12.865	4	39.769	1:12.638	32	41.312	1:12.215	7	33.849	1:16.855	59	1 LAP	1:20.778
96	1 LAP	1:28.980	13	43.723	1:14.361	4	41.645	1:12.313	83	1 LAP	1:20.880	7	41.720	1:17.931
13	38.444	1:14.063	63	44.231	1:14.115	13	45.908	1:12.622	16	43.544	1:12.678	16	45.968	1:12.484
63	39.198	1:13.522	99	1 LAP	1:25.955	63	46.460	1:12.666	32	43.741	1:12.146	32	46.224	1:12.543
39	1 LAP	1:31.110	3	45.383	1:13.746	3	48.060	1:13.114	4	44.253	1:12.325	4	46.744	1:12.551
3	40.719	1:13.405	66	45.602	1:13.130	66	48.271	1:13.106	13	48.631	1:12.440	83	1 LAP	1:20.597
80	41.346	1:14.564	80	46.575	1:14.311	80	49.898	1:13.760	63	49.222	1:12.479	63	51.433	1:12.271
66	41.554	1:12.263	56	48.156	1:14.371	40	51.466	1:13.378	66	49.735	1:11.181	13	51.691	1:13.120
56	42.867	1:14.597	40	48.525	1:14.093	56	52.689	1:14.970	3	51.368	1:13.025	66	51.978	1:12.303
40	43.514	1:13.980	5	52.795	1:41.859P	99	1 LAP	1:24.224	80	53.210	1:13.029	3	55.512	1:14.204
41	57.441	1:15.983	96	1 LAP	1:28.345				40	55.046	1:13.297	80	56.703	1:13.553
70	1:02.855	1:17.868	39	1 LAP	1:27.918				56	56.163	1:13.191	40	57.139	1:12.153
17	1:03.657	1:18.413	41	1:04.939	1:16.580				38	5 LAPS	3:12.254P	56	59.006	1:12.903
62	1:04.186	1:15.545										1	2 LAPS	4:09.835

Castle Combe Special GT Champ/Dunlop Tuscan Challenge

RACE CLASSIFICATION - RACE 2 - LAP CHART

(contd.)


Lap 11			Lap 12			Lap 13			Lap 14			Lap 15		
No	Behind	Laptime	No	Behind	Laptime	No	Behind	Laptime	No	Behind	Laptime	No	Behind	Laptime
14		1:09.194	14		1:08.800									
6	11.653	1:11.235	1	3 LAPS	1:11.309									
41	1 LAP	1:18.021	6		11.116 1:08.263									
99	2 LAPS	1:24.775	41	1 LAP	1:15.285									
62	1 LAP	1:16.179	78		24.595 1:09.244									
78	24.151	1:12.071	62	1 LAP	1:14.788									
70	1 LAP	1:18.082	10		37.313 1:14.582									
17	1 LAP	1:16.131	70	1 LAP	1:22.423									
10	31.531	1:12.643	17	1 LAP	1:23.439									
68	37.380	1:12.650	68	41.385	1:12.805									
96	2 LAPS	1:26.987	99	2 LAPS	1:33.373									
39	2 LAPS	1:25.641	82	1 LAP	1:17.699									
82	1 LAP	1:16.777	7		53.140 1:14.390									
7	47.550	1:15.024	16		54.669 1:14.155									
16	49.314	1:12.540	32		54.932 1:14.217									
32	49.515	1:12.485	4		55.227 1:14.234									
4	49.793	1:12.243	96	2 LAPS	1:28.190									
59	1 LAP	1:23.727	13		58.659 1:12.700									
13	54.759	1:12.262	39	2 LAPS	1:27.985									
63	55.211	1:12.972	63		59.073 1:12.662									
66	55.487	1:12.703	66		59.419 1:12.732									
83	1 LAP	1:20.470	3		1:04.607 1:14.160									
3	59.247	1:12.929	80		1:05.828 1:14.069									
80	1:00.559	1:13.050	40		1:07.542 1:14.357									
40	1:01.985	1:14.040	56		1:08.879 1:14.798									
56	1:02.881	1:13.069	59	1 LAP	1:25.820									
			83	1 LAP	1:21.042									

Castle Combe Special GT Champ/Dunlop Tuscan Challenge

GRID - RACE 9

ROW 15	85	SPENCE	56	RICHARDSON
ROW 14	5	McLAUGHLIN	38	WOOD
ROW 13	39	KURTON	1	DAVIDSON
ROW 12	99	BAXTER	96	MORT
ROW 11	59	SPRULES	83	WILSON
ROW 10	17	NUNN	82	GLYNN
ROW 9	62	CROZIER	70	JOHNSON
ROW 8	40	SMITH	41	IRWIN
ROW 7	3	GORE	80	ADAMS
ROW 6	63	TORR	66	CROCKETT
ROW 5	4	ROSS	13	MARSHALL
ROW 4	16	HOLDEN	32	LACKFORD
ROW 3	68	DONOVAN	7	DOWLING
ROW 2	78	MARSHALL	10	HOOD
ROW 1	14	SETTERS	6	WOODWARD

POLE



Weather / Track : Sunny / Dry

Castle Combe
Circuit Length = 1.8500 miles.

Clerk of Course:	Stewards:	Timekeeper:
------------------	-----------	-------------

Castle Combe Special GT Champ/Dunlop Tuscan Challenge

RACE CLASSIFICATION - RACE 9

POS	NO	CL	NAME	NAT	CAR	TIME	LAPS	GAP	MPH	BEST
1	14	A	Doug SETTERS		Jade Trackstar	14:04.358	12		94.65	1:06.598
2	1	C	Louis DAVIDSON		Radical Prosport	14:04.783	12	0.425	94.60	1:06.160
3	78	B	Shane MARSHALL		Mallock P21	14:11.330	12	6.972	93.87	1:08.894
4	7	TVR	Darren DOWLING		TVR Tuscan	14:21.697	12	17.339	92.74	1:09.800
5	66	C	Andy CROCKETT		Radical Prosport	14:24.842	12	20.484	92.41	1:10.111
6	68	C	Steve DONOVAN		Radical SR3	14:29.895	12	25.537	91.87	1:10.637
7	32	B	Norman LACKFORD		Saxon SRC	14:30.708	12	26.350	91.78	1:10.273
8	63	C	Glyn TORR		Radical SR3	14:34.139	12	29.781	91.42	1:10.353
9	4	TVR	Bob ROSS		TVR Tuscan	14:37.058	12	32.700	91.12	1:11.332
10	13	TVR	Hugh MARSHALL		TVR Tuscan	14:41.486	12	37.128	90.66	1:11.710
11	16	TVR	Andy HOLDEN		TVR Tuscan	14:41.689	12	37.331	90.64	1:10.889
12	85	C	Russell SPENCE		Radical SR3	14:43.040	12	38.682	90.50	1:09.868
13	3	A	Derek GORE		LM3000 Prosport	14:55.457	12	51.099	89.25	1:12.036
14	80	C	Giles ADAMS		Global GT Light	14:59.621	12	55.263	88.83	1:13.319
15	40	B	David SMITH		Mallock Mk34	15:05.228	12	1:00.870	88.28	1:13.523
16	17	TVR	Andrew NUNN		TVR Tuscan	15:14.326	12	1:09.968	87.40	1:13.398
17	82	TVR	Stephen GLYNN		TVR Tuscan	15:16.022	12	1:11.664	87.24	1:13.178
18	41	B	Jeremy IRWIN		Rawlson Sports GT	14:15.825	11	1 LAP	85.60	1:15.572
19	83	C	Paul WILSON		ADR Sport 2	15:06.852	11	1 LAP	80.78	1:20.230
20	99	D	Tony BAXTER		Porsche 968 CS	14:35.843	10	2 LAPS	76.04	1:24.093
21	62	C	Robert CROZIER		Mallock Mk2	14:45.125	10	2 LAPS	75.24	1:14.131
22	96	D	Jim MORT		Renault 5 GT Turbo	14:48.996	10	2 LAPS	74.91	1:26.188
23	39	A	Michael KURTON		Volkswagen Vento VR6	14:49.566	10	2 LAPS	74.86	1:26.358

NOT CLASSIFIED

56	B	Thomas RICHARDSON	Westfield SE	10:13.606	8	D.N.F.	86.83	1:13.917
38	A	Steve WOOD	Volkswagen Golf VR6	8:06.713	5	D.N.F.	68.41	1:24.408
10	TVR	Tim HOOD	TVR Tuscan	4:49.960	4	D.N.F.	91.87	1:09.750
6	A	Guy WOODWARD	Jade Trackstar	3:34.111	3	D.N.F.	93.31	1:08.259
70	C	James JOHNSON	Fisher Fury	2:46.771	2	D.N.F.	79.87	1:17.849
59	D	Keith SPRULES	Ferrari F335		0	D.N.F.	N/A	

FASTEST LAP

1	C	Louis DAVIDSON	Radical Prosport	1:06.160	12	100.66mph	162.00kph
14	A	Doug SETTERS	Jade Trackstar	1:06.598	12	100.00mph	160.93kph
78	B	Shane MARSHALL	Mallock P21	1:08.894	11	96.67mph	155.57kph
10	TVR	Tim HOOD	TVR Tuscan	1:09.750	2	95.48mph	153.66kph
99	D	Tony BAXTER	Porsche 968 CS	1:24.093	4	79.19mph	127.45kph

Weather / Track : Sunny / Dry
 These results are provisional until the conclusion of any judicial and technical matters.

Castle Combe
 Circuit Length = 1.8500 miles.
 Start: 17:50 End: 18:04

Clerk Of Course:	Stewards:	Timekeeper:
------------------	-----------	-------------

Castle Combe Special GT Champ/Dunlop Tuscan Challenge

RACE CLASSIFICATION - RACE 9 - LAP CHART

Lap 1			Lap 2			Lap 3			Lap 4			Lap 5		
No	Behind	Laptime	No	Behind	Laptime	No	Behind	Laptime	No	Behind	Laptime	No	Behind	Laptime
6		1:15.522	6		1:08.259	14		1:09.011	14		1:11.194	14		1:12.068
14	0.311	1:15.833	14	0.386	1:08.334	6	0.933	1:10.330	7	5.284	1:10.939	7	4.271	1:11.055
7	1.671	1:17.193	7	4.354	1:10.942	7	5.539	1:10.582	10	5.588	1:10.976	78	5.929	1:11.369
10	3.446	1:18.968	10	4.937	1:09.750	10	5.806	1:10.266	78	6.628	1:10.016	96	1 LAP	1:28.625
32	4.000	1:19.522	32	7.458	1:11.717	78	7.806	1:09.442	68	10.091	1:11.339	39	1 LAP	1:27.808
78	4.233	1:19.755	78	7.761	1:11.787	32	9.699	1:11.638	32	10.513	1:12.008	68	8.660	1:10.637
68	4.663	1:20.185	68	8.146	1:11.742	68	9.946	1:11.197	66	10.679	1:10.111	66	9.205	1:10.594
4	5.476	1:20.998	4	9.034	1:11.817	4	11.461	1:11.824	4	12.146	1:11.879	38	1 LAP	1:40.860
66	5.865	1:21.387	66	9.479	1:11.873	66	11.762	1:11.680	16	12.499	1:11.447	32	11.879	1:13.434
16	6.783	1:22.305	16	9.999	1:11.475	16	12.246	1:11.644	13	14.658	1:12.435	4	12.106	1:12.028
13	7.116	1:22.638	13	10.908	1:12.051	13	13.417	1:11.906	1	14.875	1:09.596	1	12.299	1:09.492
80	7.696	1:23.218	80	13.537	1:14.100	63	16.335	1:11.939	63	17.222	1:12.081	16	12.692	1:12.261
63	8.550	1:24.072	63	13.793	1:13.502	1	16.473	1:09.125	80	22.990	1:15.147	13	15.000	1:12.410
40	9.226	1:24.748	40	16.587	1:15.620	80	19.037	1:14.897	3	23.663	1:12.570	63	15.830	1:10.676
3	11.003	1:26.525	1	16.745	1:13.198	40	22.148	1:14.958	40	27.069	1:16.115	3	24.928	1:13.333
1	11.806	1:27.328	3	17.125	1:14.381	3	22.287	1:14.559	85	30.405	1:11.463	80	25.505	1:14.583
41	12.661	1:28.183	62	1 LAP	2:41.860P	56	27.353	1:14.687	56	30.794	1:14.635	40	29.450	1:14.449
70	13.400	1:28.922	41	21.587	1:17.185	17	29.698	1:15.664	17	33.818	1:15.314	85	29.576	1:11.239
17	13.835	1:29.357	56	22.063	1:16.183	41	30.028	1:17.838	82	34.585	1:14.342	56	32.643	1:13.917
56	14.139	1:29.661	70	22.990	1:17.849	85	30.136	1:14.249	41	37.483	1:18.649	17	37.570	1:15.820
82	14.970	1:30.492	17	23.431	1:17.855	82	31.437	1:16.925	83	53.943	1:21.658	82	37.814	1:15.297
83	18.274	1:33.796	82	23.909	1:17.198	83	43.479	1:21.175	99	1:08.344	1:24.093	41	42.453	1:17.038
85	20.635	1:36.157	85	25.284	1:12.908	38	53.339	1:24.416	62	1 LAP	1:16.307	83	1:04.174	1:22.299
96	21.804	1:37.326	83	31.701	1:21.686	99	55.445	1:24.963						
38	22.171	1:37.693	38	38.320	1:24.408	96	1:00.695	1:28.689						
99	23.255	1:38.777	99	39.879	1:24.883	39	1:03.750	1:27.511						
39	25.613	1:41.135	96	41.403	1:27.858	62	1 LAP	1:55.276						
			39	45.636	1:28.282									

Castle Combe Special GT Champ/Dunlop Tuscan Challenge
RACE CLASSIFICATION - RACE 9 - LAP CHART
 (contd.)

Lap 6			Lap 7			Lap 8			Lap 9			Lap 10		
No	Behind	Laptime	No	Behind	Laptime	No	Behind	Laptime	No	Behind	Laptime	No	Behind	Laptime
14		1:12.970	14		1:12.013	14		1:09.615	14		1:08.546	14		1:09.558
7	2.213	1:10.912	7	0.597	1:10.397	7	0.782	1:09.800	7	2.478	1:10.242	1	2.636	1:08.765
62	2 LAPS	1:18.849	83	1 LAP	1:21.464	78	1.453	1:10.198	78	2.646	1:09.739	78	3.606	1:10.518
78	3.097	1:10.138	78	0.870	1:09.786	1	5.756	1:09.029	1	3.429	1:06.219	96	2 LAPS	1:26.188
68	6.844	1:11.154	68	6.150	1:11.319	68	8.210	1:11.675	66	10.811	1:10.668	39	2 LAPS	1:26.358
66	7.261	1:11.026	1	6.342	1:08.960	66	8.689	1:11.375	68	12.609	1:12.945	7	5.568	1:12.648
1	9.395	1:10.066	62	2 LAPS	1:16.018	62	2 LAPS	1:14.656	32	16.644	1:12.093	66	11.879	1:10.626
32	12.076	1:13.167	66	6.929	1:11.681	83	1 LAP	1:21.781	4	17.883	1:11.678	68	14.821	1:11.770
4	12.520	1:13.384	32	11.579	1:11.516	32	13.097	1:11.133	16	18.246	1:11.723	32	17.359	1:10.273
16	13.338	1:13.616	4	12.016	1:11.509	4	14.751	1:12.350	63	19.811	1:12.205	4	19.657	1:11.332
99	1 LAP	1:31.163	16	12.214	1:10.889	16	15.069	1:12.470	62	2 LAPS	1:17.158	63	20.766	1:10.513
63	15.533	1:12.673	63	15.414	1:11.894	63	16.152	1:10.353	13	23.974	1:12.642	62	2 LAPS	1:14.131
13	16.956	1:14.926	13	17.783	1:12.840	13	19.878	1:11.710	83	1 LAP	1:21.672	16	26.072	1:17.384
96	1 LAP	1:29.917	3	25.562	1:12.511	3	27.983	1:12.036	85	30.292	1:10.511	13	26.583	1:12.167
39	1 LAP	1:28.890	85	26.081	1:11.239	85	28.327	1:11.861	3	32.290	1:12.853	85	32.310	1:11.576
3	25.064	1:13.106	80	27.611	1:13.770	80	31.840	1:13.844	80	37.715	1:14.421	3	36.395	1:13.663
80	25.854	1:13.319	99	1 LAP	1:26.003	40	39.255	1:14.927	40	44.641	1:13.932	83	1 LAP	1:20.736
85	26.855	1:10.249	40	33.943	1:14.388	56	42.568	1:14.548	17	53.060	1:14.768	80	42.641	1:14.484
40	31.568	1:15.088	56	37.635	1:15.620	99	1 LAP	1:25.606	82	54.767	1:15.008	40	48.801	1:13.718
56	34.028	1:14.355	96	1 LAP	1:27.603	17	46.838	1:14.989	99	1 LAP	1:26.725	17	56.900	1:13.398
17	39.092	1:14.492	39	1 LAP	1:27.366	82	48.305	1:15.751	41	1:03.848	1:16.645	82	58.387	1:13.178
82	39.730	1:14.886	17	41.464	1:14.385	41	55.749	1:15.893						
41	45.912	1:16.429	82	42.169	1:14.452	96	1 LAP	1:26.793						
38	1 LAP	1:59.336P	41	49.471	1:15.572	39	1 LAP	1:27.328						

Castle Combe Special GT Champ/Dunlop Tuscan Challenge

RACE CLASSIFICATION - RACE 9 - LAP CHART

(contd.)

Lap 11			Lap 12			Lap 13			Lap 14			Lap 15		
No	Behind	Laptime	No	Behind	Laptime	No	Behind	Laptime	No	Behind	Laptime	No	Behind	Laptime
14		1:08.618	14		1:06.598									
1	0.863	1:06.845	1	0.425	1:06.160									
41	1 LAP	1:15.994	78	6.972	1:09.688									
78	3.882	1:08.894	41	1 LAP	1:16.399									
7	10.165	1:13.215	7	17.339	1:13.772									
99	2 LAPS	1:27.415	66	20.484	1:12.246									
66	14.836	1:11.575	68	25.537	1:12.577									
68	19.558	1:13.355	32	26.350	1:13.128									
32	19.820	1:11.079	63	29.781	1:12.482									
96	2 LAPS	1:28.041	99	2 LAPS	1:26.215									
63	23.897	1:11.749	4	32.700	1:14.452									
4	24.846	1:13.807	13	37.128	1:13.155									
39	2 LAPS	1:27.958	16	37.331	1:12.543									
13	30.571	1:12.606	85	38.682	1:11.720									
62	2 LAPS	1:14.764	62	2 LAPS	1:16.106									
16	31.386	1:13.932	96	2 LAPS	1:27.956									
85	33.560	1:09.868	39	2 LAPS	1:26.930									
3	42.320	1:14.543	3	51.099	1:15.377									
80	47.779	1:13.756	80	55.263	1:14.082									
83	1 LAP	1:20.355	40	1:00.870	1:13.762									
40	53.706	1:13.523	83	1 LAP	1:20.230									
17	1:02.323	1:14.041	17	1:09.968	1:14.243									
82	1:03.970	1:14.201	82	1:11.664	1:14.292									

BRSCC ARP Formula 3 Championship QUALIFYING - RACE 3

POS	NO	CL	NAME	NAT	CAR	TIME	LAPS	GAP	MPH
1	1	A	Richard MARSH		Dallara F3	1:03.496	22		104.88
2	7	A	Keith BALDWIN		Dallara F300	1:03.862	22	0.366	104.28
3	19	A	Alexander KHATEEB		Dallara F398	1:03.941	21	0.445	104.15
4	14	A	Gary MARSH		Dallara F398	1:04.009	23	0.513	104.04
5	2	A	Shane KELLY		Dallara F397	1:04.498	21	1.002	103.25
6	15	A	Edwin JOWSEY		Dallara F3	1:04.650	22	1.154	103.01
7	3	A	Jon GRAY		Dallara F399	1:05.116	18	1.620	102.27
8	12	A	Steve ALLEN		Dallara F3	1:05.530	22	2.034	101.63
9	18	A	Ray ROWAN		Dallara F3	1:05.586	24	2.090	101.54
10	31	B	Daron BLAND		Reynard 903	1:06.444	22	2.948	100.23
11	6	A	Mark DWYER		Dallara F399	1:06.713	21	3.217	99.83
12	35	B	Stephen CLEGG		Reynard 863	1:06.972	22	3.476	99.44
13	17	B	Paul SIBLEY		Dallara F395	1:07.652	19	4.156	98.44
14	8	A	Chris WILLIE		Dallara F396	1:07.906	17	4.410	98.07
15	16	B	Robin JONES		Dallara F395	1:09.412	19	5.916	95.94
16	11	A	Ian WHITESIDE		Dallara F398	1:09.451	15	5.955	95.89
17	10	A	Terry LUDGROVE		Dallara 963	1:09.566	17	6.070	95.73
18	34	B	Peter HANNAM		Reynard 923	1:09.967	19	6.471	95.18
19	33	B	Peter KALPAKIOTIS		Dallara F391	1:19.698	20	16.202	83.56

Car No 2 needs a working transponder please.

Weather / Track : Bright / Dry

These results are provisional until the conclusion of any judicial and technical matters.

Castle Combe

Circuit Length = 1.8500 miles.

Start: 09:24 End: 09:50

Clerk Of Course:	Stewards:	Timekeeper:
------------------	-----------	-------------

BRSCC ARP Formula 3 Championship QUALIFYING - LAP ANALYSIS

1	Richard MARSH	Dallara F3							
1 -	X:00.000	6 -	1:06.544	11 -	1:04.842	16 -	1:05.264	21 -	1:04.886
2 -	1:17.263	7 -	1:26.995P	12 -	1:04.382	17 -	1:07.358	22 -	1:03.496
3 -	1:09.561	8 -	3:46.425	13 -	1:04.183	18 -	1:22.215		
4 -	1:08.652	9 -	1:07.617	14 -	1:05.684	19 -	1:04.188		
5 -	1:06.790	10 -	1:05.473	15 -	1:04.271	20 -	1:05.388		
2	Shane KELLY	Dallara F397							
1 -	X:00.000	6 -	1:24.622P	11 -	1:06.568	16 -	1:04.498	21 -	1:06.054
2 -	1:18.802	7 -	4:21.548	12 -	1:07.539	17 -	1:07.358		
3 -	1:12.583	8 -	1:05.514	13 -	1:05.489	18 -	1:06.718		
4 -	1:09.600	9 -	1:04.669	14 -	1:05.150	19 -	1:04.615		
5 -	1:08.120	10 -	1:07.263	15 -	1:07.067	20 -	1:05.077		
3	Jon GRAY	Dallara F399							
1 -	X:00.000	6 -	1:06.770	11 -	1:06.165	16 -	1:05.116		
2 -	1:23.848	7 -	1:06.974	12 -	1:06.017	17 -	1:06.095		
3 -	1:14.598	8 -	1:12.485	13 -	1:05.586	18 -	1:05.824		
4 -	1:12.460	9 -	1:09.193	14 -	1:06.650				
5 -	1:09.073	10 -	1:10.083	15 -	1:08.809				
6	Mark DWYER	Dallara F399							
1 -	X:00.000	6 -	1:09.022	11 -	1:07.260	16 -	1:07.281	21 -	1:38.176P
2 -	1:25.788	7 -	1:30.309P	12 -	1:06.713	17 -	1:08.519		
3 -	1:14.750	8 -	3:06.616	13 -	1:07.262	18 -	1:07.940		
4 -	1:11.515	9 -	1:07.254	14 -	1:07.985	19 -	1:10.007		
5 -	1:11.899	10 -	1:06.934	15 -	1:08.261	20 -	1:07.447		
7	Keith BALDWIN	Dallara F300							
1 -	X:00.000	6 -	1:04.594	11 -	1:22.172P	16 -	1:10.452	21 -	1:04.155
2 -	1:23.824	7 -	1:04.397	12 -	3:46.424	17 -	1:04.329	22 -	1:06.466
3 -	1:13.216	8 -	1:04.627	13 -	1:05.621	18 -	1:06.052		
4 -	1:09.570	9 -	1:03.862	14 -	1:06.411	19 -	1:04.734		
5 -	1:06.709	10 -	1:05.104	15 -	1:04.744	20 -	1:04.238		
8	Chris WILLIE	Dallara F396							
1 -	X:00.000	6 -	1:30.922P	11 -	1:15.395	16 -	1:08.528		
2 -	1:26.931	7 -	5:55.496	12 -	1:08.907	17 -	1:31.864P		
3 -	1:15.928	8 -	1:08.017	13 -	1:07.906				
4 -	1:11.694	9 -	1:13.034	14 -	1:08.511				
5 -	1:08.277	10 -	1:10.869	15 -	1:08.205				

Car No 2 needs a working transponder please.
Weather / Track : Bright / Dry

Castle Combe
Circuit Length = 1.8500 miles.
Start: 09:24 End: 09:50
Printed - 09:55 Monday, 30 May 2005

BRSCC ARP Formula 3 Championship QUALIFYING - LAP ANALYSIS

(contd.)

10	Terry LUDGROVE	Dallara 963			
1 -	X:00.000	6 - 1:11.761	11 - 1:10.878	16 - 1:11.436	
2 -	1:32.287	7 - 1:11.500	12 - 1:10.920	17 - 1:09.566	
3 -	1:18.541	8 - 1:32.707P	13 - 1:11.154		
4 -	1:15.622	9 - 7:34.074	14 - 1:28.410		
5 -	1:13.797	10 - 1:11.143	15 - 1:11.009		
11	Ian WHITESIDE	Dallara F398			
1 -	X:00.000P	6 - 1:14.686	11 - 1:11.126		
2 -	1:46.315	7 - 1:15.132	12 - 1:13.406		
3 -	1:16.225	8 - 1:14.487	13 - 1:13.137		
4 -	1:15.424	9 - 1:12.248	14 - 1:09.864		
5 -	1:12.078	10 - 1:11.550	15 - 1:09.451		
12	Steve ALLEN	Dallara F3			
1 -	X:00.000	6 - 1:07.730	11 - 1:05.870	16 - 1:07.185	21 - 1:07.589
2 -	1:23.384	7 - 1:07.503	12 - 1:25.006P	17 - 1:06.503	22 - 1:05.530
3 -	1:13.939	8 - 1:06.560	13 - 2:51.613	18 - 1:06.611	
4 -	1:09.299	9 - 1:06.193	14 - 1:08.001	19 - 1:07.355	
5 -	1:07.934	10 - 1:06.234	15 - 1:05.916	20 - 1:06.948	
14	Gary MARSH	Dallara F398			
1 -	X:00.000	6 - 1:05.160	11 - 1:04.588	16 - 1:04.406	21 - 1:04.380
2 -	1:16.401	7 - 1:05.713	12 - 1:05.321	17 - 1:04.470	22 - 1:04.009
3 -	1:10.328	8 - 1:05.225	13 - 1:06.317	18 - 1:07.180	23 - 1:05.477
4 -	1:07.761	9 - 1:21.301P	14 - 1:08.474	19 - 1:07.904	
5 -	1:05.440	10 - 3:21.214	15 - 1:07.342	20 - 1:06.090	
15	Edwin JOWSEY	Dallara F3			
1 -	X:00.000	6 - 1:33.888P	11 - 1:05.906	16 - 1:07.887	21 - 1:06.849
2 -	1:24.567	7 - 3:31.549	12 - 1:08.051	17 - 1:08.809	22 - 1:06.085
3 -	1:09.637	8 - 1:05.092	13 - 1:05.597	18 - 1:05.742	
4 -	1:06.765	9 - 1:06.463	14 - 1:05.414	19 - 1:05.953	
5 -	1:05.365	10 - 1:05.717	15 - 1:05.131	20 - 1:04.650	
16	Robin JONES	Dallara F395			
1 -	X:00.000	6 - 1:37.309P	11 - 1:11.548	16 - 1:09.624	
2 -	1:31.333	7 - 5:22.058	12 - 1:10.697	17 - 1:09.647	
3 -	1:18.675	8 - 1:10.506	13 - 1:10.671	18 - 1:09.412	
4 -	1:18.283	9 - 1:13.174	14 - 1:11.631	19 - 1:09.510	
5 -	1:17.064	10 - 1:11.593	15 - 1:10.359		

Car No 2 needs a working transponder please.
Weather / Track : Bright / Dry

Castle Combe
Circuit Length = 1.8500 miles.
Start: 09:24 End: 09:50
Printed - 09:55 Monday, 30 May 2005

BRSCC ARP Formula 3 Championship QUALIFYING - LAP ANALYSIS

(contd.)

17	Paul SIBLEY	Dallara F395							
1 -	X:00.000	6 -	1:09.249	11 -	1:07.937	16 -	1:12.198		
2 -	1:30.955	7 -	1:08.684	12 -	1:07.652	17 -	1:18.774		
3 -	1:15.724	8 -	1:09.062	13 -	1:08.789	18 -	1:10.902		
4 -	1:12.271	9 -	1:07.713	14 -	1:07.668	19 -	1:11.666		
5 -	1:08.972	10 -	1:07.909	15 -	1:10.661				
18	Ray ROWAN	Dallara F3							
1 -	X:00.000	6 -	1:07.220	11 -	1:06.098	16 -	1:05.944	21 -	1:06.621
2 -	1:40.813	7 -	1:07.841	12 -	1:07.393	17 -	1:05.914	22 -	1:05.856
3 -	1:18.683	8 -	1:07.366	13 -	1:07.598	18 -	1:15.960	23 -	1:05.586
4 -	1:11.928	9 -	1:07.545	14 -	1:06.040	19 -	1:08.663	24 -	1:06.213
5 -	1:08.487	10 -	1:06.221	15 -	1:05.652	20 -	1:15.464		
19	Alexander KHATEEB	Dallara F398							
1 -	X:00.000	6 -	3:13.482	11 -	1:03.941	16 -	1:03.977	21 -	1:04.024
2 -	1:13.385	7 -	1:08.730	12 -	1:37.413	17 -	1:06.504		
3 -	1:06.689	8 -	1:09.328	13 -	1:27.678	18 -	1:06.258		
4 -	1:08.472	9 -	1:22.348	14 -	1:31.867	19 -	1:04.557		
5 -	1:27.855P	10 -	1:04.611	15 -	1:15.220	20 -	1:15.567		
31	Daron BLAND	Reynard 903							
1 -	X:00.000	6 -	1:25.655P	11 -	1:08.423	16 -	1:07.049	21 -	1:06.535
2 -	1:25.729	7 -	3:09.598	12 -	1:10.573	17 -	1:08.259	22 -	1:06.444
3 -	1:12.537	8 -	1:10.553	13 -	1:09.436	18 -	1:09.900		
4 -	1:09.269	9 -	1:08.450	14 -	1:07.511	19 -	1:09.020		
5 -	1:09.335	10 -	1:07.434	15 -	1:07.302	20 -	1:07.551		
33	Peter KALPAKIOTIS	Dallara F391							
1 -	X:00.000	6 -	1:24.185	11 -	1:21.347	16 -	1:21.878		
2 -	1:41.103	7 -	1:23.758	12 -	1:22.548	17 -	1:19.698		
3 -	1:28.300	8 -	1:24.477	13 -	1:24.011	18 -	1:25.047		
4 -	1:25.733	9 -	1:24.166	14 -	1:20.816	19 -	1:22.995		
5 -	1:26.578	10 -	1:24.064	15 -	1:19.984	20 -	1:21.705		
34	Peter HANNAM	Reynard 923							
1 -	X:00.000	6 -	1:13.760	11 -	1:13.013	16 -	1:10.170		
2 -	1:35.201	7 -	2:34.068	12 -	1:10.961	17 -	1:12.329		
3 -	1:15.595	8 -	1:35.409P	13 -	1:11.547	18 -	1:12.013		
4 -	1:12.101	9 -	3:50.897	14 -	1:11.007	19 -	1:09.967		
5 -	1:11.053	10 -	1:15.887	15 -	1:10.112				

Car No 2 needs a working transponder please.
Weather / Track : Bright / Dry

Castle Combe
Circuit Length = 1.8500 miles.
Start: 09:24 End: 09:50

BRSCC ARP Formula 3 Championship QUALIFYING - LAP ANALYSIS


(contd.)

35	Stephen CLEGG	Reynard 863			
1 - X:00.000	6 - 1:08.845	11 - 1:07.160	16 - 1:07.484	21 - 1:08.977	
2 - 1:25.069	7 - 1:10.652	12 - 1:07.323	17 - 1:07.259	22 - 1:08.311	
3 - 1:14.937	8 - 1:08.042	13 - 1:07.166	18 - 1:07.281		
4 - 1:10.228	9 - 1:07.097	14 - 1:12.329	19 - 1:09.893		
5 - 1:09.466	10 - 1:06.972	15 - 1:08.870	20 - 1:08.373		

Car No 2 needs a working transponder please.
Weather / Track : Bright / Dry

BRSCC ARP Formula 3 Championship

GRID - RACE 3

ROW 10	33	KALPAKIOTIS	
ROW 9	10	LUDGROVE	34 HANNAM
ROW 8	16	JONES	11 WHITESIDE
ROW 7	17	SIBLEY	8 WILLIE
ROW 6	6	DWYER	35 CLEGG
ROW 5	18	ROWAN	31 BLAND
ROW 4	3	GRAY	12 ALLEN
ROW 3	2	KELLY	15 JOWSEY
ROW 2	19	KHATEEB	14 MARSH
ROW 1	1	MARSH	7 BALDWIN
POLE			
			

Car No 2 needs a working transponder please.

Weather / Track : Bright / Dry

These results are provisional until the conclusion of any judicial and technical matters.

Castle Combe

Circuit Length = 1.8500 miles.

Start: 09:24 End: 09:50

Clerk Of Course:	Stewards:	Timekeeper:

BRSCC ARP Formula 3 Championship

RACE CLASSIFICATION - RACE 3

POS	NO	CL	NAME	NAT	CAR	TIME	LAPS	GAP	MPH	BEST
1	7	A	Keith BALDWIN		Dallara F300	25:09.192	23		101.49	1:04.370
2	2	A	Shane KELLY		Dallara F397	25:14.494	23	5.302	101.14	1:04.717
3	14	A	Gary MARSH		Dallara F398	25:15.620	23	6.428	101.06	1:04.844
4	12	A	Steve ALLEN		Dallara F3	25:48.675	23	39.483	98.91	1:06.223
5	3	A	Jon GRAY		Dallara F399	26:02.513	23	53.321	98.03	1:05.835
6	6	A	Mark DWYER		Dallara F399	26:10.274	23	1:01.082	97.55	1:06.540
7	18	A	Ray ROWAN		Dallara F3	26:12.224	23	1:03.032	97.42	1:06.309
8	8	A	Chris WILLIE		Dallara F396	26:14.271	23	1:05.079	97.30	1:06.802
9	35	B	Stephen CLEGG		Reynard 863	26:19.865	23	1:10.673	96.95	1:07.198
10	17	B	Paul SIBLEY		Dallara F395	25:15.188	22	1 LAP	96.70	1:07.572
11	16	B	Robin JONES		Dallara F395	25:42.658	22	1 LAP	94.97	1:08.087
12	34	B	Peter HANNAM		Reynard 923	25:18.862	21	2 LAPS	92.08	1:10.311
13	19	A	Alexander KHATEEB		Dallara F398	25:39.297	20	3 LAPS	86.53	1:03.962
NOT CLASSIFIED										
1	A	Richard MARSH		Dallara F3	17:30.735	16	D.N.F.	101.41	1:04.167	
31	B	Daron BLAND		Reynard 903	10:51.062	9	D.N.F.	92.06	1:07.591	
10	A	Terry LUDGROVE		Dallara 963	9:47.645	8	D.N.F.	90.66	1:09.739	
15	A	Edwin JOWSEY		Dallara F3	5:34.661	5	D.N.F.	99.50	1:04.838	
33	B	Peter KALPAKIOTIS		Dallara F391		0	D.N.F.	N/A		
FASTEST LAP										
19	A	Alexander KHATEEB		Dallara F398	1:03.962	19	104.12mph	167.57kph		
35	B	Stephen CLEGG		Reynard 863	1:07.198	16	99.11mph	159.50kph		

Weather / Track : Bright / Dry
 These results are provisional until the conclusion of any judicial and technical matters.

Castle Combe
 Circuit Length = 1.8500 miles.
 Start: 14:06 End: 14:31

Clerk Of Course:	Stewards:	Timekeeper:
------------------	-----------	-------------

BRSCC ARP Formula 3 Championship

RACE CLASSIFICATION - RACE 3 - LAP CHART

Lap 1			Lap 2			Lap 3			Lap 4			Lap 5		
No	Behind	Laptime	No	Behind	Laptime	No	Behind	Laptime	No	Behind	Laptime	No	Behind	Laptime
1		1:12.764	1		1:06.247	1		1:05.370	1		1:04.870	1		1:04.862
15	0.145	1:12.909	15	0.480	1:06.582	15	0.370	1:05.260	15	0.338	1:04.838	15	0.548	1:05.072
7	1.394	1:14.158	7	3.233	1:08.086	7	3.662	1:05.799	7	3.287	1:04.495	7	3.348	1:04.923
2	1.840	1:14.604	2	3.408	1:07.815	2	4.650	1:06.612	2	5.272	1:05.492	2	5.543	1:05.133
14	2.397	1:15.161	14	3.751	1:07.601	14	5.086	1:06.705	14	5.975	1:05.759	14	6.233	1:05.120
19	2.712	1:15.476	12	7.712	1:08.212	12	9.178	1:06.836	12	12.305	1:07.997	12	14.415	1:06.972
31	5.198	1:17.962	8	9.460	1:10.060	8	12.569	1:08.479	8	15.625	1:07.926	8	18.513	1:07.750
8	5.647	1:18.411	35	10.043	1:09.789	35	13.218	1:08.545	35	16.052	1:07.704	3	18.889	1:07.089
12	5.747	1:18.511	31	10.674	1:11.723	31	14.059	1:08.755	3	16.662	1:07.240	35	19.805	1:08.615
35	6.501	1:19.265	17	11.300	1:10.527	3	14.292	1:07.784	31	18.187	1:08.998	31	20.916	1:07.591
17	7.020	1:19.784	3	11.878	1:10.133	17	15.427	1:09.497	17	19.180	1:08.623	17	22.839	1:08.521
16	7.667	1:20.431	16	12.762	1:11.342	16	16.607	1:09.215	6	19.852	1:07.890	6	23.169	1:08.179
3	7.992	1:20.756	6	14.734	1:07.466	6	16.832	1:07.468	16	21.570	1:09.833	16	25.558	1:08.850
34	12.228	1:24.992	34	18.785	1:12.804	18	25.220	1:09.773	18	27.609	1:07.259	18	30.075	1:07.328
6	13.515	1:26.279	18	20.817	1:09.866	34	25.778	1:12.363	34	32.624	1:11.716	19	2 LAPS	2:45.374
10	16.831	1:29.595	10	21.959	1:11.375	10	26.328	1:09.739	10	32.964	1:11.506	34	38.513	1:10.751
18	17.198	1:29.962	19	1:00.108	2:03.643P							10	38.842	1:10.740

Weather / Track : Bright / Dry

BRSCC ARP Formula 3 Championship
RACE CLASSIFICATION - RACE 3 - LAP CHART
 (contd.)

Lap 6			Lap 7			Lap 8			Lap 9			Lap 10		
No	Behind	Laptime	No	Behind	Laptime	No	Behind	Laptime	No	Behind	Laptime	No	Behind	Laptime
1		1:05.462	1		1:05.695	1		1:05.477	1		1:05.180	1		1:05.264
7	3.123	1:05.237	7	2.467	1:05.039	7	1.893	1:04.903	7	1.338	1:04.625	7	0.739	1:04.665
2	5.788	1:05.707	2	5.767	1:05.674	2	5.656	1:05.366	2	5.880	1:05.404	2	6.120	1:05.504
14	6.075	1:05.304	14	5.952	1:05.572	14	6.035	1:05.560	14	6.157	1:05.302	14	6.771	1:05.878
12	16.303	1:07.350	12	17.070	1:06.462	12	18.189	1:06.596	12	20.065	1:07.056	12	21.987	1:07.186
3	19.781	1:06.354	3	20.609	1:06.523	3	21.866	1:06.734	3	23.737	1:07.051	3	24.308	1:05.835
8	21.949	1:08.898	8	24.053	1:07.799	8	26.325	1:07.749	8	28.840	1:07.695	35	32.305	1:08.080
35	22.318	1:07.975	35	24.218	1:07.595	35	27.011	1:08.270	35	29.489	1:07.658	19	2 LAPS	1:06.128
31	23.656	1:08.202	31	25.817	1:07.856	31	28.244	1:07.904	6	31.241	1:07.874	8	33.401	1:09.825
17	25.356	1:07.979	6	26.700	1:06.836	6	28.547	1:07.324	19	2 LAPS	1:06.264	6	33.670	1:07.693
6	25.559	1:07.852	17	28.199	1:08.538	19	2 LAPS	1:06.031	17	34.386	1:08.565	17	37.135	1:08.013
16	29.405	1:09.309	19	2 LAPS	1:05.688	17	31.001	1:08.279	18	38.312	1:07.855	18	40.055	1:07.007
19	2 LAPS	1:05.150	16	32.725	1:09.015	18	35.637	1:07.814	16	39.910	1:08.582	16	43.491	1:08.845
18	32.101	1:07.488	18	33.300	1:06.894	16	36.508	1:09.260	31	55.135	1:32.071P			
34	44.603	1:11.552	10	51.338	1:12.113	10	56.898	1:11.037	34	1:04.035	1:11.360			
10	44.920	1:11.540	34	51.831	1:12.923	34	57.855	1:11.501						

BRSCC ARP Formula 3 Championship
RACE CLASSIFICATION - RACE 3 - LAP CHART
 (contd.)

Lap 11			Lap 12			Lap 13			Lap 14			Lap 15		
No	Behind	Laptime	No	Behind	Laptime	No	Behind	Laptime	No	Behind	Laptime	No	Behind	Laptime
1		1:05.801	1		1:04.167	1		1:05.056	1		1:04.436	1		1:04.509
7	0.708	1:05.770	7	0.911	1:04.370	7	0.677	1:04.822	7	0.866	1:04.625	7	0.866	1:04.509
2	5.194	1:04.875	2	5.943	1:04.916	2	5.827	1:04.940	2	6.203	1:04.812	2	6.411	1:04.717
34	1 LAP	1:13.234	14	7.300	1:05.070	14	7.123	1:04.879	14	8.010	1:05.323	14	8.560	1:05.059
14	6.397	1:05.427	34	1 LAP	1:10.915	34	1 LAP	1:10.338	34	1 LAP	1:10.311	34	1 LAP	1:10.887
12	22.923	1:06.737	12	25.377	1:06.621	12	26.909	1:06.588	12	29.236	1:06.763	12	31.083	1:06.356
3	24.863	1:06.356	3	27.810	1:07.114	3	29.092	1:06.338	3	31.227	1:06.571	3	33.204	1:06.486
19	2 LAPS	1:06.576	35	37.939	1:07.504	35	40.269	1:07.386	19	3 LAPS	1:51.795	19	3 LAPS	1:05.372
35	34.602	1:08.098	8	38.906	1:07.891	8	41.335	1:07.485	35	43.475	1:07.642	35	46.211	1:07.245
8	35.182	1:07.582	6	39.480	1:08.112	6	41.561	1:07.137	8	44.043	1:07.144	6	47.387	1:07.635
6	35.535	1:07.666	17	42.454	1:07.572	17	45.063	1:07.665	6	44.261	1:07.136	8	48.326	1:08.792
17	39.049	1:07.715	18	43.606	1:06.871	18	45.447	1:06.897	18	48.096	1:07.085	18	50.350	1:06.763
18	40.902	1:06.648	16	50.803	1:09.193	16	54.928	1:09.181	17	49.256	1:08.629	17	52.329	1:07.582
16	45.777	1:08.087	19	2 LAPS	1:23.219P				16	1:00.006	1:09.514			

BRSCC ARP Formula 3 Championship
RACE CLASSIFICATION - RACE 3 - LAP CHART
 (contd.)


Lap 16			Lap 17			Lap 18			Lap 19			Lap 20		
No	Behind	Laptime	No	Behind	Laptime	No	Behind	Laptime	No	Behind	Laptime	No	Behind	Laptime
1		1:05.575	7		1:05.811	7		1:05.608	7		1:05.659	7		1:04.992
7	0.528	1:05.237	2	6.060	1:06.620	2	5.552	1:05.100	2	4.785	1:04.892	2	4.588	1:04.795
16	1 LAP	1:11.814	16	1 LAP	1:11.429	14	6.672	1:05.292	14	5.967	1:04.954	14	5.954	1:04.979
2	5.779	1:04.943	14	6.988	1:05.498	16	1 LAP	1:10.086	16	1 LAP	1:09.222	16	1 LAP	1:09.350
14	7.829	1:04.844	12	31.701	1:06.223	12	32.363	1:06.270	19	3 LAPS	1:06.302	19	3 LAPS	1:04.170
12	31.817	1:06.309	19	3 LAPS	1:04.729	19	3 LAPS	1:04.732	12	33.820	1:07.116	12	35.578	1:06.750
3	35.383	1:07.754	3	37.013	1:07.969	3	39.435	1:08.030	3	41.998	1:08.222	3	45.174	1:08.168
19	3 LAPS	1:05.521	34	1 LAP	1:10.483	34	1 LAP	1:10.370	34	1 LAP	1:10.678	35	55.755	1:07.709
34	1 LAP	1:12.980	35	49.476	1:07.981	35	51.406	1:07.538	35	53.038	1:07.291	6	55.815	1:07.379
35	47.834	1:07.198	6	49.639	1:07.626	6	51.686	1:07.655	6	53.428	1:07.401	8	56.712	1:07.385
6	48.352	1:06.540	8	50.034	1:06.820	8	52.365	1:07.939	8	54.319	1:07.613	18	57.110	1:07.039
8	49.553	1:06.802	18	52.262	1:07.148	18	53.584	1:06.930	18	55.063	1:07.138	34	1 LAP	1:14.182
18	51.453	1:06.678	17	56.700	1:08.268	17	59.564	1:08.472	17	1:01.812	1:07.907	17	1:04.566	1:07.746
17	54.771	1:08.017												

BRSCC ARP Formula 3 Championship
RACE CLASSIFICATION - RACE 3 - LAP CHART
 (contd.)

Lap 21			Lap 22			Lap 23			Lap 24			Lap 25		
No	Behind	Laptime	No	Behind	Laptime	No	Behind	Laptime	No	Behind	Laptime	No	Behind	Laptime
7		1:04.934	7		1:05.282	7		1:05.643						
2	4.728	1:05.074	34	2 LAPS	1:11.677	2	5.302	1:06.208						
14	6.037	1:05.017	17	1 LAP	1:08.202	17	1 LAP	1:09.087						
16	1 LAP	1:10.015	2	4.737	1:05.291	14	6.428	1:06.235						
19	3 LAPS	1:04.214	14	5.836	1:05.081	34	2 LAPS	1:12.845						
12	36.896	1:06.252	16	1 LAP	1:10.334	19	3 LAPS	1:04.951						
3	48.437	1:08.197	19	3 LAPS	1:03.962	16	1 LAP	1:09.751						
6	58.193	1:07.312	12	38.350	1:06.736	12	39.483	1:06.776						
35	59.953	1:09.132	3	51.286	1:08.131	3	53.321	1:07.678						
8	1:00.039	1:08.261	6	1:00.140	1:07.229	6	1:01.082	1:06.585						
18	1:00.258	1:08.082	18	1:02.366	1:07.390	18	1:03.032	1:06.309						
			8	1:03.038	1:08.281	8	1:05.079	1:07.684						
			35	1:04.130	1:09.459	35	1:10.673	1:12.186						

BRSCC ARP Formula 3 Championship

GRID - RACE 8

ROW 10	33	KALPAKIOTIS	
ROW 9	34	HANNAM	10 LUDGROVE
ROW 8	16	JONES	11 WHITESIDE
ROW 7	17	SIBLEY	8 WILLIE
ROW 6	6	DWYER	35 CLEGG
ROW 5	12	ALLEN	31 BLAND
ROW 4	3	GRAY	18 ROWAN
ROW 3	2	KELLY	15 JOWSEY
ROW 2	1	MARSH	14 MARSH
ROW 1	19	KHATEEB	7 BALDWIN
POLE			
			

Castle Combe
Circuit Length = 1.8500 miles.

Weather / Track : Bright / Dry
These results are provisional until the conclusion of any judicial and technical matters.

Clerk Of Course:	Stewards:	Timekeeper:
------------------	-----------	-------------

BRSCC ARP Formula 3 Championship

RACE CLASSIFICATION - RACE 8

POS	NO	CL	NAME	NAT	CAR	TIME	LAPS	GAP	MPH	BEST
1	7	A	Keith BALDWIN		Dallara F300	25:15.971	23		101.04	1:04.701
2	15	A	Edwin JOWSEY		Dallara F3	25:20.138	23	4.167	100.76	1:04.939
3	2	A	Shane KELLY		Dallara F397	25:35.692	23	19.721	99.74	1:04.986
4	3	A	Jon GRAY		Dallara F399	25:40.717	23	24.746	99.42	1:05.640
5	12	A	Steve ALLEN		Dallara F3	25:47.763	23	31.792	98.96	1:05.729
6	19	A	Alexander KHATEEB		Dallara F398	25:51.205	23	35.234	98.74	1:04.523
7	18	A	Ray ROWAN		Dallara F3	25:57.224	23	41.253	98.36	1:05.633
8	6	A	Mark DWYER		Dallara F399	26:12.608	23	56.637	97.40	1:07.043
9	17	B	Paul SIBLEY		Dallara F395	26:15.667	23	59.696	97.21	1:06.699
10	8	A	Chris WILLIE		Dallara F396	26:16.378	23	1:00.407	97.17	1:06.677
11	10	A	Terry LUDGROVE		Dallara 963	26:14.627	22	1 LAP	93.05	1:09.284
12	16	B	Robin JONES		Dallara F395	25:22.425	21	2 LAPS	91.86	1:09.259
13	34	B	Peter HANNAM		Reynard 923	25:24.983	21	2 LAPS	91.71	1:10.466
14	33	B	Peter KALPAKIOTIS		Dallara F391	25:35.449	19	4 LAPS	82.41	1:16.032
NOT CLASSIFIED										
35	B	Stephen CLEGG		Reynard 863	19:26.703	17	D.N.F.	97.04	1:07.123	
14	A	Gary MARSH		Dallara F398	9:10.797	8	D.N.F.	96.73	1:06.763	
1	A	Richard MARSH		Dallara F3	5:05.697	4	D.N.F.	87.14	1:06.502	
FASTEST LAP										
19	A	Alexander KHATEEB		Dallara F398	1:04.523	9	103.21mph	166.11kph		
17	B	Paul SIBLEY		Dallara F395	1:06.699	14	99.85mph	160.69kph		

Car No 19 - 10sec penalty - J.13.3. - False Start

Weather / Track : Bright / Dry

These results are provisional until the conclusion of any judicial and technical matters.

Castle Combe

Circuit Length = 1.8500 miles.

Start: 17:12 End: 17:37

Clerk Of Course:	Stewards:	Timekeeper:
------------------	-----------	-------------

BRSCC ARP Formula 3 Championship

RACE CLASSIFICATION - RACE 8 - LAP CHART

Lap 1			Lap 2			Lap 3			Lap 4			Lap 5		
No	Behind	Laptime	No	Behind	Laptime	No	Behind	Laptime	No	Behind	Laptime	No	Behind	Laptime
19		1:11.971	19		1:05.407	19		1:05.348	19		1:05.099	19		1:06.480
18	0.917	1:12.888	18	2.225	1:06.715	18	4.164	1:07.287	7	4.741	1:05.196	7	3.629	1:05.368
7	1.549	1:13.520	7	2.829	1:06.687	7	4.644	1:07.163	15	6.550	1:05.382	15	5.663	1:05.593
2	2.103	1:14.074	15	2.994	1:06.214	15	6.267	1:08.621	18	8.819	1:09.754	33	1 LAP	1:21.354
15	2.187	1:14.158	1	4.259	1:06.502	14	6.820	1:07.002	14	9.362	1:07.641	14	10.057	1:07.175
1	3.164	1:15.135	2	4.409	1:07.713	1	6.989	1:08.078	3	9.803	1:06.734	18	10.766	1:08.427
14	3.810	1:15.781	14	5.166	1:06.763	3	8.168	1:06.725	12	13.008	1:06.775	3	11.304	1:07.981
3	4.662	1:16.633	3	6.791	1:07.536	12	11.332	1:06.731	2	18.254	1:07.721	12	13.817	1:07.289
35	6.172	1:18.143	12	9.949	1:08.463	6	15.017	1:09.284	6	18.469	1:08.551	2	17.538	1:05.764
6	6.741	1:18.712	35	10.623	1:09.858	2	15.632	1:16.571	8	20.638	1:09.331	6	19.912	1:07.923
12	6.893	1:18.864	6	11.081	1:09.747	8	16.406	1:09.868	35	20.886	1:08.920	35	22.304	1:07.898
8	7.280	1:19.251	8	11.886	1:10.013	35	17.065	1:11.790	17	21.371	1:09.265	8	23.558	1:09.400
17	7.803	1:19.774	17	12.319	1:09.923	17	17.205	1:10.234	10	31.323	1:11.915	17	23.756	1:08.865
10	10.918	1:22.889	10	17.627	1:12.116	10	24.507	1:12.228	34	31.979	1:12.282	10	36.033	1:11.190
34	11.148	1:23.119	34	18.284	1:12.543	34	24.796	1:11.860	16	36.365	1:11.414	34	36.608	1:11.109
16	18.880	1:30.851	16	24.938	1:11.465	16	30.050	1:10.460	1	37.872	1:35.982	16	42.130	1:12.245
33	29.056	1:41.027	33	44.410	1:20.761	33	58.310	1:19.248						

Car No 19 - 10sec penalty - J.13.3. - False Start
Weather / Track : Bright / Dry

Castle Combe
Circuit Length = 1.8500 miles.
Start: 17:12 End: 17:37

BRSCC ARP Formula 3 Championship
RACE CLASSIFICATION - RACE 8 - LAP CHART
 (contd.)

Lap 6			Lap 7			Lap 8			Lap 9			Lap 10		
No	Behind	Laptime	No	Behind	Laptime	No	Behind	Laptime	No	Behind	Laptime	No	Behind	Laptime
19		1:05.111	19		1:04.733	19		1:04.684	19		1:04.523	7		1:05.898
7	3.640	1:05.122	7	3.944	1:05.037	7	4.224	1:04.964	7	4.597	1:04.896	16	1 LAP	1:22.820
15	6.274	1:05.722	15	6.757	1:05.216	15	7.506	1:05.433	15	8.320	1:05.337	15	3.709	1:05.884
14	12.415	1:07.469	14	15.725	1:08.043	3	17.847	1:06.497	3	20.120	1:06.796	19	11.401	1:21.896P
18	13.411	1:07.756	3	16.034	1:06.945	12	20.273	1:07.711	12	21.479	1:05.729	3	15.977	1:06.352
3	13.822	1:07.629	18	16.773	1:08.095	18	21.225	1:09.136	2	22.064	1:05.171	12	17.287	1:06.303
12	15.522	1:06.816	12	17.246	1:06.457	2	21.416	1:07.445	18	24.520	1:07.818	2	17.604	1:06.035
2	18.300	1:05.873	2	18.655	1:05.088	14	21.964	1:10.923	6	32.852	1:07.786	18	21.281	1:07.256
33	1 LAP	1:20.513	6	26.926	1:08.065	6	29.589	1:07.347	35	33.655	1:07.678	6	29.911	1:07.554
6	23.594	1:08.793	35	27.512	1:07.531	35	30.500	1:07.672	8	39.691	1:08.492	35	30.984	1:07.824
35	24.714	1:07.521	8	31.718	1:09.387	8	35.722	1:08.688	17	39.851	1:08.443	17	37.666	1:08.310
8	27.064	1:08.617	17	32.032	1:09.334	17	35.931	1:08.583	10	1:03.589	1:13.595	8	38.166	1:08.970
17	27.431	1:08.786	33	1 LAP	1:19.706	33	1 LAP	1:17.812	34	1:04.710	1:13.985	10	1:04.465	1:11.371
10	42.243	1:11.321	10	48.239	1:10.729	10	54.517	1:10.962	33	1 LAP	1:23.371	34	1:05.587	1:11.372
34	43.057	1:11.560	34	48.927	1:10.603	34	55.248	1:11.005						
16	46.278	1:09.259	16	50.827	1:09.282	16	55.528	1:09.385						

Car No 19 - 10sec penalty - J.13.3. - False Start
 Weather / Track : Bright / Dry

Castle Combe
 Circuit Length = 1.8500 miles.
 Start: 17:12 End: 17:37

BRSCC ARP Formula 3 Championship
RACE CLASSIFICATION - RACE 8 - LAP CHART
 (contd.)

Lap 11			Lap 12			Lap 13			Lap 14			Lap 15		
No	Behind	Laptime	No	Behind	Laptime	No	Behind	Laptime	No	Behind	Laptime	No	Behind	Laptime
7		1:05.668	7		1:05.571	7		1:05.239	7		1:04.938	7		1:04.701
15	4.335	1:06.294	10	1 LAP	1:10.706	15	5.380	1:05.469	15	5.512	1:05.070	15	6.002	1:05.191
16	1 LAP	1:13.335	15	5.150	1:06.386	10	1 LAP	1:10.806	10	1 LAP	1:10.239	2	20.452	1:06.071
33	2 LAPS	1:20.096	34	1 LAP	1:12.608	34	1 LAP	1:11.346	34	1 LAP	1:10.466	10	1 LAP	1:11.101
3	16.405	1:06.096	16	1 LAP	1:10.624	2	18.738	1:06.353	2	19.082	1:05.282	3	21.829	1:06.404
2	18.102	1:06.166	3	17.209	1:06.375	3	19.424	1:07.454	3	20.126	1:05.640	12	26.115	1:07.320
12	18.534	1:06.915	2	17.624	1:05.093	12	22.286	1:07.425	12	23.496	1:06.148	19	28.242	1:05.432
18	22.135	1:06.522	12	20.100	1:07.137	16	1 LAP	1:11.942	19	27.511	1:05.533	34	1 LAP	1:14.494
19	27.344	1:21.611	18	23.894	1:07.330	18	25.256	1:06.601	16	1 LAP	1:10.312	18	31.005	1:07.222
6	31.702	1:07.459	19	27.165	1:05.392	19	26.916	1:04.990	18	28.484	1:08.166	16	1 LAP	1:11.403
35	32.773	1:07.457	33	2 LAPS	1:19.831	6	35.717	1:07.610	6	37.907	1:07.128	6	41.088	1:07.882
17	39.031	1:07.033	6	33.346	1:07.215	35	37.465	1:08.090	35	39.992	1:07.465	35	42.489	1:07.198
8	39.904	1:07.406	35	34.614	1:07.412	17	42.690	1:07.349	17	44.451	1:06.699	17	46.831	1:07.081
			17	40.580	1:07.120	8	43.220	1:07.416	8	45.485	1:07.203	8	47.461	1:06.677
			8	41.043	1:06.710	33	2 LAPS	1:21.806	33	2 LAPS	1:17.171			

Car No 19 - 10sec penalty - J.13.3. - False Start
 Weather / Track : Bright / Dry

Castle Combe
 Circuit Length = 1.8500 miles.
 Start: 17:12 End: 17:37

BRSCC ARP Formula 3 Championship
RACE CLASSIFICATION - RACE 8 - LAP CHART
 (contd.)

Lap 16			Lap 17			Lap 18			Lap 19			Lap 20		
No	Behind	Laptime	No	Behind	Laptime	No	Behind	Laptime	No	Behind	Laptime	No	Behind	Laptime
7		1:05.933	7		1:05.374	7		1:05.524	7		1:05.256	7		1:05.246
33	3 LAPS	1:17.106	15	5.100	1:05.113	15	4.515	1:04.939	15	4.738	1:05.479	15	5.116	1:05.624
15	5.361	1:05.292	33	3 LAPS	1:16.831	2	20.094	1:06.157	2	21.068	1:06.230	2	21.778	1:05.956
2	19.849	1:05.330	2	19.461	1:04.986	3	24.032	1:07.246	3	24.922	1:06.146	3	25.396	1:05.720
3	21.705	1:05.809	3	22.310	1:05.979	19	26.856	1:04.999	19	26.172	1:04.572	19	25.917	1:04.991
10	1 LAP	1:10.509	19	27.381	1:05.445	33	3 LAPS	1:18.661	12	30.664	1:06.779	12	31.903	1:06.485
12	26.440	1:06.258	12	28.814	1:07.748	12	29.141	1:05.851	18	39.544	1:08.875	18	41.281	1:06.983
19	27.310	1:05.001	10	1 LAP	1:10.669	10	1 LAP	1:09.981	10	1 LAP	1:11.328	10	1 LAP	1:09.284
18	32.337	1:07.265	18	33.440	1:06.477	18	35.925	1:08.009	6	49.307	1:08.429	6	51.441	1:07.380
34	1 LAP	1:11.620	34	1 LAP	1:10.677	34	1 LAP	1:10.672	33	3 LAPS	1:27.913	17	55.289	1:07.712
16	1 LAP	1:10.707	16	1 LAP	1:09.299	6	46.134	1:07.694	34	1 LAP	1:13.465	8	56.431	1:07.011
6	42.198	1:07.043	6	43.964	1:07.140	16	1 LAP	1:12.740	17	52.823	1:07.190	34	1 LAP	1:13.118
35	43.679	1:07.123	35	45.428	1:07.123	17	50.889	1:07.063	8	54.666	1:07.947	16	1 LAP	1:10.509
17	47.879	1:06.981	17	49.350	1:06.845	8	51.975	1:07.085	16	1 LAP	1:11.002	33	3 LAPS	1:19.517
8	48.932	1:07.404	8	50.414	1:06.856									

Car No 19 - 10sec penalty - J.13.3. - False Start
 Weather / Track : Bright / Dry

Castle Combe
 Circuit Length = 1.8500 miles.
 Start: 17:12 End: 17:37

BRSCC ARP Formula 3 Championship
RACE CLASSIFICATION - RACE 8 - LAP CHART
 (contd.)

Lap 21			Lap 22			Lap 23			Lap 24			Lap 25		
No	Behind	Laptime	No	Behind	Laptime	No	Behind	Laptime	No	Behind	Laptime	No	Behind	Laptime
7		1:05.496	7		1:07.087	7		1:06.087						
15	5.111	1:05.491	16	2 LAPS	1:12.660	15	4.167	1:06.367						
2	21.480	1:05.198	34	2 LAPS	1:14.653	16	2 LAPS	1:10.711						
3	26.054	1:06.154	15	3.887	1:05.863	34	2 LAPS	1:12.426						
19	26.313	1:05.892	33	4 LAPS	1:16.693	33	4 LAPS	1:16.032						
12	32.344	1:05.937	2	19.879	1:05.486	2	19.721	1:05.929						
18	42.490	1:06.705	3	24.689	1:05.722	3	24.746	1:06.144						
10	1 LAP	1:09.795	19	25.165	1:05.939	19	25.234	1:06.156						
6	53.556	1:07.611	12	31.427	1:06.170	12	31.792	1:06.452						
17	57.115	1:07.322	18	41.707	1:06.304	18	41.253	1:05.633						
8	58.591	1:07.656	10	1 LAP	1:11.289	6	56.637	1:08.404						
			6	54.320	1:07.851	10	1 LAP	1:10.604						
			17	57.399	1:07.371	17	59.696	1:08.384						
			8	59.342	1:07.838	8	1:00.407	1:07.152						

Car No 19 - 10sec penalty - J.13.3. - False Start
 Weather / Track : Bright / Dry

Castle Combe
 Circuit Length = 1.8500 miles.
 Start: 17:12 End: 17:37
 Printed - 17:40 Monday, 30 May 2005

National Mobile Windscreens Castle Combe Sal Car Championship

QUALIFYING - RACE 4

POS	NO	CL	NAME	NAT	CAR	TIME	LAPS	GAP	MPH
1	89	A	Keith MURRAY		Audi A4 Quattro	1:16.793	11		86.72
2	65	A	Ilsa COX		Peugeot 206 Gti	1:17.912	10	1.119	85.48
3	64	A	Tony DOLLEY		Peugeot 206 Gti	1:18.468	11	1.675	84.87
4	63	A	Brian COX		Peugeot 206 Gti	1:18.534	9	1.741	84.80
5	72	A	Graham NEALE		Subaru Impreza WRX	1:18.568	11	1.775	84.76
6	98	A	Mark WYATT		Vauxhall Astra	1:18.884	6	2.091	84.42
7	88	A	David URQUHART		Peugeot 205 Gti	1:19.190	12	2.397	84.10
8	99	A	Ian CRAIG		BMW M3	1:19.461	10	2.668	83.81
9	96	A	Robert BALLARD		Vauxhall Astra Sri	1:19.582	11	2.789	83.68
10	78	A	Jonathan WILLS		MG Rover Maestro	1:19.690	11	2.897	83.57
11	82	A	Ben URQUHART		Peugeot 205 Gti	1:19.724	11	2.931	83.53
12	95	A	Crispin THOMAS		BMW M3 GT	1:19.746	11	2.953	83.51
13	67	A	Terry THORNE		Ford Focus RS	1:19.909	11	3.116	83.34
14	44	B	Tony PHARO		Peugeot 205 Gti	1:20.117	11	3.324	83.12
15	62	A	Julian ELLISON		Volvo S40 T4	1:20.579	9	3.786	82.65
16	71	A	Mark HARRISON		Honda Civic Type R	1:21.523	11	4.730	81.69
17	47	B	Simon SPEARING		Peugeot 205	1:22.950	11	6.157	80.28
18	86	A	Angus DAWE		BMW M3 GT	1:22.977	11	6.184	80.26
19	46	B	Anne KING		Ford Fiesta Si	1:23.500	11	6.707	79.76
20	84	A	Darren FERGUSON		Peugeot 205 Gti	1:23.858	9	7.065	79.42
21	73	A	Jonny HYDE		Volkswagen Vento VR6	1:24.440	11	7.647	78.87
22	77	A	Damian GRAY		Volkswagen Vento VR6	1:24.820	11	8.027	78.51
23	83	A	Alex FERGUSON		Peugeot 205 Gti	1:24.850	5	8.057	78.49
24	76	A	Art NEW		BMW M3	1:25.092	10	8.299	78.26
25	8	C	R POYNTER-BROWN		Vauxhall Corsa	1:25.291	9	8.498	78.08
26	70	A	Roy MILLER		Volkswagen Vento VR6	1:26.665	11	9.872	76.84
27	45	B	Robin BASTABLE		Honda Civic	1:27.343	10	10.550	76.25
28	60	B	Paul GARDNER		Citroen Saxo VTS	1:27.816	6	11.023	75.84
29	50	B	Nick CLARK		Peugeot 205 Gti	1:28.155	10	11.362	75.54
30	6	C	Barry LAKE		Rover Metro Gti	1:28.780	10	11.987	75.01
31	10	C	Matt SKIDMORE		Rover Mini	1:30.489	9	13.696	73.60
32	23	B	Simon TILLING		Peugeot 205	1:32.851	9	16.058	71.72
33	21	B	Becky-Beth COX		Ford Fiesta	1:41.283	6	24.490	65.75
34	17	C	Oliver LEWIS		Peugeot 106 Xsi	1:58.694	2	41.901	56.11

Car No 6 please check transponder connections - intermittent signal.

Weather / Track : Sunny / Dry

These results are provisional until the conclusion of any judicial and technical matters.

Castle Combe

Circuit Length = 1.8500 miles.

Start: 09:56 End: 10:11

Clerk Of Course:	Stewards:	Timekeeper:
------------------	-----------	-------------

National Mobile Windscreens Castle Combe Sal Car Championship QUALIFYING - LAP ANALYSIS

6	Barry LAKE	Rover Metro Gti
1 - 3:58.057	6 - 1:31.291	
2 - 1:46.563	7 - 1:30.445	
3 - 1:34.743	8 - 1:29.020	
4 - 1:31.330	9 - 1:30.323	
5 - 1:29.806	10 - 1:28.780	
8	R POYNTER-BROWN	Vauxhall Corsa
1 - 3:30.853	6 - 1:29.674	
2 - 1:46.861	7 - 1:28.086	
3 - 1:32.726	8 - 1:25.291	
4 - 1:28.413	9 - 1:25.551	
5 - 1:29.609		
10	Matt SKIDMORE	Rover Mini
1 - 4:36.641P	6 - 1:30.489	
2 - 2:03.995	7 - 1:30.793	
3 - 1:33.294	8 - 1:30.693	
4 - 1:31.761	9 - 1:30.914	
5 - 1:30.614		
17	Oliver LEWIS	Peugeot 106 Xsi
1 - 6:02.528P		
2 - 1:58.694		
21	Becky-Beth COX	Ford Fiesta
1 - 3:23.674	6 - 2:04.155P	
2 - 2:01.475		
3 - 1:50.458		
4 - 1:41.283		
5 - 1:50.697		
23	Simon TILLING	Peugeot 205
1 - 3:37.848	6 - 1:34.998	
2 - 1:49.254	7 - 1:35.252	
3 - 1:39.015	8 - 1:32.851	
4 - 1:36.700	9 - 1:34.069	
5 - 1:35.211		

Car No 6 please check transponder connections - intermittent signal.
Weather / Track : Sunny / Dry

Castle Combe
Circuit Length = 1.8500 miles.
Start: 09:56 End: 10:11

National Mobile Windscreens Castle Combe Sal Car Championship QUALIFYING - LAP ANALYSIS

(contd.)

44	Tony PHARO	Peugeot 205 Gti
1 - 3:08.344	6 - 1:20.117	11 - 1:20.389
2 - 1:36.065	7 - 1:24.008	
3 - 1:24.978	8 - 1:20.810	
4 - 1:34.990	9 - 1:20.271	
5 - 1:46.447	10 - 1:33.124	
45	Robin BASTABLE	Honda Civic
1 - 4:11.056	6 - 1:30.979	
2 - 1:42.358	7 - 1:29.879	
3 - 1:41.254	8 - 1:29.305	
4 - 1:34.564	9 - 1:27.343	
5 - 1:33.116	10 - 1:29.447	
46	Anne KING	Ford Fiesta Si
1 - 3:03.777	6 - 1:27.204	11 - 1:23.896
2 - 1:31.589	7 - 1:23.500	
3 - 1:25.973	8 - 1:25.452	
4 - 1:26.250	9 - 1:25.067	
5 - 1:39.069	10 - 1:25.900	
47	Simon SPEARING	Peugeot 205
1 - 2:58.873	6 - 1:23.513	11 - 1:24.023
2 - 1:33.945	7 - 1:22.950	
3 - 1:25.631	8 - 1:23.353	
4 - 1:25.962	9 - 1:23.065	
5 - 1:24.168	10 - 1:23.396	
50	Nick CLARK	Peugeot 205 Gti
1 - 4:02.946	6 - 1:28.240	
2 - 1:39.887	7 - 1:28.606	
3 - 1:30.377	8 - 1:28.155	
4 - 1:29.433	9 - 1:28.224	
5 - 1:29.082	10 - 1:35.408	
60	Paul GARDNER	Citroen Saxo VTS
1 - 2:47.632	6 - 1:37.225	
2 - 1:43.079		
3 - 1:29.485		
4 - 1:35.120		
5 - 1:27.816		

Car No 6 please check transponder connections - intermittent signal.
Weather / Track : Sunny / Dry

Castle Combe
Circuit Length = 1.8500 miles.
Start: 09:56 End: 10:11

National Mobile Windscreens Castle Combe Sal Car Championship QUALIFYING - LAP ANALYSIS

(contd.)

62	Julian ELLISON	Volvo S40 T4
1 - 2:57.489	6 - 1:20.678	
2 - 1:36.438	7 - 1:20.579	
3 - 1:25.591	8 - 1:21.939	
4 - 1:22.746	9 - 1:21.931	
5 - 1:21.600		
63	Brian COX	Peugeot 206 Gti
1 - 3:26.925	6 - 1:20.931	
2 - 1:27.425	7 - 1:20.172	
3 - 1:19.938	8 - 1:22.423	
4 - 1:24.305	9 - 1:18.534	
5 - 1:33.888		
64	Tony DOLLEY	Peugeot 206 Gti
1 - 3:45.377	6 - 1:20.871	11 - 1:19.803
2 - 1:42.443	7 - 1:19.687	
3 - 1:24.189	8 - 1:18.468	
4 - 1:19.520	9 - 1:20.485	
5 - 1:19.695	10 - 1:20.204	
65	Ilsa COX	Peugeot 206 Gti
1 - 3:13.083	6 - 1:18.680	
2 - 1:28.219	7 - 1:18.723	
3 - 1:19.475	8 - 1:20.512	
4 - 1:21.808	9 - 1:17.912	
5 - 1:19.430	10 - 1:18.412	
67	Terry THORNE	Ford Focus RS
1 - 3:55.557	6 - 1:23.367	11 - 1:22.383
2 - 1:33.630	7 - 1:21.051	
3 - 1:28.818	8 - 1:19.909	
4 - 1:33.142	9 - 1:20.559	
5 - 1:20.562	10 - 1:28.919	
70	Roy MILLER	Volkswagen Vento VR6
1 - 3:11.983	6 - 1:28.275	11 - 1:33.512
2 - 1:34.792	7 - 1:28.084	
3 - 1:27.004	8 - 1:28.802	
4 - 1:28.371	9 - 1:32.143	
5 - 1:32.295	10 - 1:26.665	

Car No 6 please check transponder connections - intermittent signal.
Weather / Track : Sunny / Dry

Castle Combe
Circuit Length = 1.8500 miles.
Start: 09:56 End: 10:11

National Mobile Windscreens Castle Combe Sal Car Championship QUALIFYING - LAP ANALYSIS

(contd.)

71	Mark HARRISON	Honda Civic Type R			
1 -	3:36.213	6 -	1:21.710	11 -	1:21.810
2 -	1:44.799	7 -	1:22.981		
3 -	1:24.543	8 -	1:21.779		
4 -	1:24.953	9 -	1:21.523		
5 -	1:23.075	10 -	1:30.543		
72	Graham NEALE	Subaru Impreza WRX			
1 -	3:40.571	6 -	1:20.128	11 -	1:23.215
2 -	1:52.683	7 -	1:39.119		
3 -	1:34.485	8 -	1:19.107		
4 -	1:18.568	9 -	1:20.383		
5 -	1:31.715	10 -	1:21.207		
73	Jonny HYDE	Volkswagen Vento VR6			
1 -	3:24.532	6 -	1:26.525	11 -	1:24.522
2 -	1:28.390	7 -	1:24.860		
3 -	1:24.440	8 -	1:25.288		
4 -	1:25.978	9 -	1:25.879		
5 -	1:26.767	10 -	1:25.980		
76	Art NEW	BMW M3			
1 -	4:09.190	6 -	1:25.092		
2 -	1:49.300	7 -	1:25.382		
3 -	1:34.416	8 -	1:25.283		
4 -	1:26.786	9 -	1:54.639		
5 -	1:26.746	10 -	1:25.193		
77	Damian GRAY	Volkswagen Vento VR6			
1 -	3:41.798	6 -	1:26.612	11 -	1:26.387
2 -	1:45.586	7 -	1:25.238		
3 -	1:29.289	8 -	1:24.852		
4 -	1:26.482	9 -	1:24.820		
5 -	1:25.879	10 -	1:26.785		
78	Jonathan WILLS	MG Rover Maestro			
1 -	4:00.040	6 -	1:20.445	11 -	1:20.262
2 -	1:50.494	7 -	1:19.690		
3 -	1:20.732	8 -	1:20.086		
4 -	1:20.934	9 -	1:21.259		
5 -	1:20.406	10 -	1:22.893		

Car No 6 please check transponder connections - intermittent signal.
Weather / Track : Sunny / Dry

Castle Combe
Circuit Length = 1.8500 miles.
Start: 09:56 End: 10:11

National Mobile Windscreens Castle Combe Sal Car Championship QUALIFYING - LAP ANALYSIS

(contd.)

82	Ben URQUHART	Peugeot 205 Gti
1 - 3:23.458	6 - 1:26.064	11 - 1:19.807
2 - 1:25.756	7 - 1:19.724	
3 - 1:21.130	8 - 1:20.360	
4 - 1:27.203	9 - 1:19.898	
5 - 1:23.104	10 - 1:19.733	
83	Alex FERGUSON	Peugeot 205 Gti
1 - 3:47.496		
2 - 1:40.779		
3 - 1:29.265		
4 - 1:27.230		
5 - 1:24.850		
84	Darren FERGUSON	Peugeot 205 Gti
1 - 3:49.950	6 - 1:25.715	
2 - 2:15.265	7 - 1:25.197	
3 - 1:29.601	8 - 1:23.858	
4 - 1:26.330	9 - 1:24.945	
5 - 1:27.152		
86	Angus DAWE	BMW M3 GT
1 - 3:05.998	6 - 1:27.583	11 - 1:22.977
2 - 1:31.259	7 - 1:25.531	
3 - 1:26.615	8 - 1:25.390	
4 - 1:29.537	9 - 1:23.927	
5 - 1:26.776	10 - 1:23.988	
88	David URQUHART	Peugeot 205 Gti
1 - 2:55.472	6 - 1:20.026	11 - 1:19.996
2 - 1:36.661	7 - 1:19.854	12 - 1:20.361
3 - 1:23.859	8 - 1:21.127	
4 - 1:22.734	9 - 1:19.190	
5 - 1:20.407	10 - 1:19.403	
89	Keith MURRAY	Audi A4 Quattro
1 - 2:54.660	6 - 1:17.876	11 - 1:18.088
2 - 1:36.126	7 - 1:16.793	
3 - 1:18.314	8 - 1:17.615	
4 - 1:18.346	9 - 1:17.999	
5 - 1:17.544	10 - 1:17.961	

Car No 6 please check transponder connections - intermittent signal.
Weather / Track : Sunny / Dry

Castle Combe
Circuit Length = 1.8500 miles.
Start: 09:56 End: 10:11

National Mobile Windscreens Castle Combe Sal Car Championship QUALIFYING - LAP ANALYSIS

(contd.)

95	Crispin THOMAS	BMW M3 GT
1 - 2:56.642	6 - 1:23.027	11 - 1:23.949
2 - 1:35.761	7 - 1:19.746	
3 - 1:23.830	8 - 1:19.842	
4 - 1:43.527	9 - 1:21.546	
5 - 1:41.268	10 - 1:21.684	
96	Robert BALLARD	Vauxhall Astra Sri
1 - 3:36.063	6 - 1:27.791	11 - 1:20.064
2 - 1:38.672	7 - 1:20.711	
3 - 1:24.860	8 - 1:19.582	
4 - 1:21.407	9 - 1:20.243	
5 - 1:20.654	10 - 1:20.374	
98	Mark WYATT	Vauxhall Astra
1 - 3:07.004	6 - 1:18.884	
2 - 1:36.226		
3 - 1:23.532		
4 - 1:22.110		
5 - 1:19.238		
99	Ian CRAIG	BMW M3
1 - 3:51.279	6 - 1:19.461	
2 - 1:40.375	7 - 1:20.264	
3 - 1:27.632	8 - 1:20.063	
4 - 1:22.796	9 - 1:39.892P	
5 - 1:22.703	10 - 2:21.074	

Car No 6 please check transponder connections - intermittent signal.
Weather / Track : Sunny / Dry

National Mobile Windscreens Castle Combe Sal Car Championship

GRID - RACE 4

ROW 17	21	COX	17	LEWIS	
ROW 16		10	SKIDMORE	23	TILLING
ROW 15	50	CLARK	6	LAKE	
ROW 14		45	BASTABLE	60	GARDNER
ROW 13	8	POYNTER-BROWN	70	MILLER	
ROW 12		83	FERGUSON	76	NEW
ROW 11	73	HYDE	77	GRAY	
ROW 10		46	KING	84	FERGUSON
ROW 9	47	SPEARING	86	DAWE	
ROW 8		62	ELLISON	71	HARRISON
ROW 7	67	THORNE	44	PHARO	
ROW 6		82	URQUHART	95	THOMAS
ROW 5	96	BALLARD	78	WILLS	
ROW 4		88	URQUHART	99	CRAIG
ROW 3	72	NEALE	98	WYATT	
ROW 2		64	DOLLEY	63	COX
ROW 1	89	MURRAY	65	COX	
		POLE			

Car No 6 please check transponder connections - intermittent signal.

Weather / Track : Sunny / Dry

These results are provisional until the conclusion of any judicial and technical matters.

Castle Combe

Circuit Length = 1.8500 miles.

Start: 09:56 End: 10:11

Clerk Of Course:	Stewards:	Timekeeper:
------------------	-----------	-------------

National Mobile Windscreens Castle Combe Sal Car Championship

RACE CLASSIFICATION - RACE 4

POS	NO	CL	NAME	NAT	CAR	TIME	LAPS	GAP	MPH	BEST
1	89	A	Keith MURRAY		Audi A4 Quattro	7:58.924	6		83.43	1:18.263
2	65	A	Ilsa COX		Peugeot 206 Gti	8:03.045	6	4.121	82.72	1:18.976
3	99	A	Ian CRAIG		BMW M3	8:10.782	6	11.858	81.42	1:19.853
4	64	A	Tony DOLLEY		Peugeot 206 Gti	8:10.964	6	12.040	81.39	1:18.854
5	78	A	Jonathan WILLS		MG Rover Maestro	8:18.070	6	19.146	80.23	1:20.727
6	96	A	Robert BALLARD		Vauxhall Astra Sri	8:22.942	6	24.018	79.45	1:19.374
7	95	A	Crispin THOMAS		BMW M3 GT	8:23.437	6	24.513	79.37	1:21.215
8	71	A	Mark HARRISON		Honda Civic Type R	8:25.360	6	26.436	79.07	1:21.801
9	44	B	Tony PHARO		Peugeot 205 Gti	8:31.863	6	32.939	78.06	1:21.870
10	47	B	Simon SPEARING		Peugeot 205	8:36.326	6	37.402	77.39	1:23.617
11	60	B	Paul GARDNER		Citroen Saxo VTS	8:40.835	6	41.911	76.72	1:23.711
12	73	A	Jonny HYDE		Volkswagen Vento VR6	8:42.045	6	43.121	76.54	1:24.487
13	77	A	Damian GRAY		Volkswagen Vento VR6	8:50.668	6	51.744	75.30	1:25.265
14	46	B	Anne KING		Ford Fiesta Si	8:56.875	6	57.951	74.43	1:23.410
15	45	B	Robin BASTABLE		Honda Civic	9:01.121	6	1:02.197	73.84	1:26.957
16	23	B	Simon TILLING		Peugeot 205	9:07.334	6	1:08.410	73.00	1:27.993
17	8	C	R POYNTER-BROWN		Vauxhall Corsa	9:08.190	6	1:09.266	72.89	1:28.457
18	50	B	Nick CLARK		Peugeot 205 Gti	9:08.274	6	1:09.350	72.88	1:28.041
19	70	A	Roy MILLER		Volkswagen Vento VR6	9:09.774	6	1:10.850	72.68	1:27.640
20	21	B	Becky-Beth COX		Ford Fiesta	9:11.240	6	1:12.316	72.49	1:27.144
21	10	C	Matt SKIDMORE		Rover Mini	9:19.829	6	1:20.905	71.37	1:30.136
22	6	C	Barry LAKE		Rover Metro Gti	8:00.620	5	1 LAP	69.28	1:31.155
23	17	C	Oliver LEWIS		Peugeot 106 Xsi	8:12.758	5	1 LAP	67.57	1:33.767
24	67	A	Terry THORNE		Ford Focus RS	8:53.913	5	1 LAP	62.37	1:21.214
25	72	A	Graham NEALE		Subaru Impreza WRX	8:53.799	4	2 LAPS	49.90	1:22.158

NOT CLASSIFIED

88	A	David URQUHART	Peugeot 205 Gti	5:35.134	4	D.N.F.	79.49	1:19.417
63	A	Brian COX	Peugeot 206 Gti		0	D.N.F.	N/A	
86	A	Angus DAWE	BMW M3 GT		0	D.N.F.	N/A	

FASTEST LAP

89	A	Keith MURRAY	Audi A4 Quattro	1:18.263	2	85.09mph	136.95kph
44	B	Tony PHARO	Peugeot 205 Gti	1:21.870	3	81.34mph	130.91kph
8	C	R POYNTER-BROWN	Vauxhall Corsa	1:28.457	3	75.29mph	121.16kph

Car No's 62, 82, 83 & 84 took first start.

Weather / Track : Sunny / Dry

These results are provisional until the conclusion of any judicial and technical matters.

Castle Combe

Circuit Length = 1.8500 miles.

Start: 15:06 End: 15:14

Clerk Of Course:	Stewards:	Timekeeper:
------------------	-----------	-------------

National Mobile Windscreens Castle Combe Sal Car Championship

RACE CLASSIFICATION - RACE 4 - LAP CHART

Lap 1			Lap 2			Lap 3			Lap 4			Lap 5		
No	Behind	Laptime	No	Behind	Laptime	No	Behind	Laptime	No	Behind	Laptime	No	Behind	Laptime
89		1:24.017	89		1:18.263	89		1:18.892	89		1:18.848	89		1:18.971
65	3.019	1:27.036	65	4.522	1:19.766	65	4.741	1:19.111	65	4.873	1:18.980	65	5.078	1:19.176
99	4.321	1:28.338	99	6.347	1:20.289	99	7.308	1:19.853	99	8.381	1:19.921	99	9.760	1:20.350
78	5.282	1:29.299	78	8.567	1:21.548	64	11.224	1:20.961	64	11.279	1:18.903	64	11.162	1:18.854
64	5.735	1:29.752	64	9.155	1:21.683	78	12.218	1:22.543	78	14.097	1:20.727	78	16.906	1:21.780
71	7.483	1:31.500	88	10.888	1:21.087	96	14.097	1:21.800	96	14.623	1:19.374	96	20.580	1:24.928
88	8.064	1:32.081	96	11.189	1:20.334	88	14.545	1:22.549	88	15.114	1:19.417	95	22.543	1:21.215
96	9.118	1:33.135	71	13.405	1:24.185	71	16.607	1:22.094	95	20.299	1:21.934	71	24.568	1:22.574
95	10.364	1:34.381	95	13.907	1:21.806	95	17.213	1:22.198	71	20.965	1:23.206	44	27.516	1:22.802
44	11.750	1:35.767	44	17.649	1:24.162	44	20.627	1:21.870	44	23.685	1:21.906	47	33.718	1:23.658
73	13.009	1:37.026	47	18.810	1:23.718	47	23.720	1:23.802	46	28.690	1:23.410	46	34.280	1:24.561
47	13.355	1:37.372	46	19.190	1:23.674	46	24.128	1:23.830	47	29.031	1:24.159	73	37.607	1:24.999
46	13.779	1:37.796	73	20.296	1:25.550	73	25.891	1:24.487	73	31.579	1:24.536	60	38.133	1:24.745
60	14.781	1:38.798	60	21.621	1:25.103	60	26.637	1:23.908	60	32.359	1:24.570	77	44.340	1:26.148
77	16.626	1:40.643	77	24.060	1:25.697	77	30.433	1:25.265	77	37.163	1:25.578	67	1 LAP	1:21.214
8	17.258	1:41.275	8	27.763	1:28.768	8	37.328	1:28.457	45	46.945	1:27.505	72	2 LAPS	1:22.158
50	17.730	1:41.747	50	29.053	1:29.586	45	38.288	1:27.052	67	1 LAP	1:23.518	45	55.173	1:27.199
10	18.075	1:42.092	10	29.948	1:30.136	50	39.937	1:29.776	72	2 LAPS	3:42.110	8	59.503	1:29.261
23	19.817	1:43.834	45	30.128	1:27.909	23	41.113	1:28.655	8	49.213	1:30.733	23	1:00.232	1:27.993
70	19.853	1:43.870	23	31.350	1:29.796	10	42.480	1:31.424	23	51.210	1:28.945	50	1:01.242	1:28.376
45	20.482	1:44.499	70	32.866	1:31.276	70	43.575	1:29.601	50	51.837	1:30.748	70	1:03.026	1:27.640
21	25.191	1:49.208	21	37.443	1:30.515	67	1 LAP	2:21.658	70	54.357	1:29.630	21	1:03.863	1:27.216
6	25.523	1:49.540	6	43.758	1:36.498	21	47.322	1:28.771	21	55.618	1:27.144	10	1:08.813	1:31.763
17	27.221	1:51.238	17	45.994	1:37.036	6	56.865	1:31.999	10	56.021	1:32.389			
67	59.491	2:23.508P				17	1:01.761	1:34.659	6	1:09.445	1:31.428			
72	1:03.013	2:27.030P							17	1:16.680	1:33.767			

Car No's 62, 82, 83 & 84 took first start.
Weather / Track : Sunny / Dry

Castle Combe
Circuit Length = 1.8500 miles.
Start: 15:06 End: 15:14

National Mobile Windscreens Castle Combe Sal Car Championship

RACE CLASSIFICATION - RACE 4 - LAP CHART

(contd.)

Lap 6			Lap 7			Lap 8			Lap 9			Lap 10		
No	Behind	Laptime	No	Behind	Laptime	No	Behind	Laptime	No	Behind	Laptime	No	Behind	Laptime
89		1:19.933												
6	1 LAP	1:31.155												
65	4.121	1:18.976												
99	11.858	1:22.031												
64	12.040	1:20.811												
17	1 LAP	1:36.058												
78	19.146	1:22.173												
96	24.018	1:23.371												
95	24.513	1:21.903												
71	26.436	1:21.801												
44	32.939	1:25.356												
47	37.402	1:23.617												
60	41.911	1:23.711												
73	43.121	1:25.447												
77	51.744	1:27.337												
72	2 LAPS	1:22.501												
67	1 LAP	1:24.015												
46	57.951	1:43.604												
45	1:02.197	1:26.957												
23	1:08.410	1:28.111												
8	1:09.266	1:29.696												
50	1:09.350	1:28.041												
70	1:10.850	1:27.757												
21	1:12.316	1:28.386												
10	1:20.905	1:32.025												

Car No's 62, 82, 83 & 84 took first start.
Weather / Track : Sunny / Dry

Castle Combe
Circuit Length = 1.8500 miles.
Start: 15:06 End: 15:14

Dunlop Mini Miglia Challenge

QUALIFYING - RACE 5

POS	NO	CL	NAME	NAT	CAR	TIME	LAPS	GAP	MPH
1	1		Peter BALDWIN		Mini Miglia	1:17.985	9		85.40
2	2		Kelly ROGERS		Vickers Mini Miglia	1:18.354	12	0.369	84.99
3	3		Bill SOLLIS		Mini Miglia	1:18.756	10	0.771	84.56
4	83		Colin PEACOCK		Mini Miglia	1:19.159	12	1.174	84.13
5	58		Max HUNTER		Mini Miglia	1:19.162	10	1.177	84.13
6	7		Tim SIMS		Simmini Mini Miglia	1:19.460	11	1.475	83.81
7	23		Andrew HACK		Mini Miglia	1:19.487	12	1.502	83.78
8	50		Richard WAGER		Kenwood Mini Miglia	1:19.775	12	1.790	83.48
9	6		Mark SIMS		Mini Miglia	1:19.857	12	1.872	83.39
10	15		Gordon POCOCK		Mini Miglia	1:20.563	12	2.578	82.66
11	10		Ralph SAUNDERS		Mini Miglia	1:20.634	12	2.649	82.59
12	40		Phil RUDGE		Mini Miglia	1:21.559	12	3.574	81.65
13	9		Paul SIMMONDS		Mini Miglia	1:21.584	12	3.599	81.63
14	11		Jonathan LLOYD		Mini Miglia	1:21.957	8	3.972	81.26
15	28		Philip LEE		Mini Miglia	1:22.376	11	4.391	80.84
16	8		Sarah MUNNS		Mini Miglia	1:22.491	11	4.506	80.73
17	24		Malc STAPLETON		Mini Miglia	1:22.996	11	5.011	80.24
18	55		Michael GREEN		Mini Miglia	1:23.509	10	5.524	79.75
19	36		Adrian HOLLIS		Mini Miglia	1:28.653	11	10.668	75.12
20	35		Ian FEATHERSTONE		Mini Miglia	1:36.227	10	18.242	69.21
21	48		Lewis SELBY		Mini Selby	1:45.816	5	27.831	62.93

Weather / Track : Sunny / Dry

These results are provisional until the conclusion of any judicial and technical matters.

Castle Combe

Circuit Length = 1.8500 miles.

Start: 10:18 End: 10:33

Clerk Of Course:	Stewards:	Timekeeper:
------------------	-----------	-------------

Dunlop Mini Miglia Challenge QUALIFYING - LAP ANALYSIS

1	Peter BALDWIN	Mini Miglia	
1 -	6:23.395	6 - 1:18.216	
2 -	1:33.061	7 - 1:42.130	
3 -	1:19.011	8 - 1:17.985	
4 -	1:18.665	9 - 1:42.545P	
5 -	1:27.242		
2	Kelly ROGERS	Vickers Mini Miglia	
1 -	6:50.070	6 - 1:18.592	11 - 1:19.086
2 -	1:32.641	7 - 1:18.931	12 - 1:22.406
3 -	1:18.768	8 - 1:18.354	
4 -	1:22.457	9 - 1:19.007	
5 -	1:23.661	10 - 1:19.387	
3	Bill SOLLIS	Mini Miglia	
1 -	6:24.890	6 - 4:21.391	
2 -	1:33.468	7 - 1:19.780	
3 -	1:19.064	8 - 1:18.870	
4 -	1:19.169	9 - 1:19.692	
5 -	1:41.025P	10 - 1:18.756	
6	Mark SIMS	Mini Miglia	
1 -	6:35.058	6 - 1:22.004	11 - 1:19.857
2 -	1:33.784	7 - 1:21.919	12 - 1:20.997
3 -	1:22.906	8 - 1:22.182	
4 -	1:21.037	9 - 1:25.122	
5 -	1:20.663	10 - 1:20.289	
7	Tim SIMS	Simmini Mini Miglia	
1 -	7:04.611	6 - 1:20.440	11 - 1:20.186
2 -	1:43.289	7 - 1:20.117	
3 -	1:21.610	8 - 1:20.622	
4 -	1:20.350	9 - 1:19.713	
5 -	1:20.323	10 - 1:19.460	
8	Sarah MUNNS	Mini Miglia	
1 -	6:52.509	6 - 1:24.213	11 - 1:22.491
2 -	1:38.302	7 - 1:22.783	
3 -	1:27.554	8 - 1:23.302	
4 -	1:24.591	9 - 1:22.555	
5 -	1:23.180	10 - 1:22.784	

Dunlop Mini Miglia Challenge QUALIFYING - LAP ANALYSIS

(contd.)

9	Paul SIMMONDS	Mini Miglia
1 - 6:28.446	6 - 1:21.641	11 - 1:22.042
2 - 1:39.513	7 - 1:22.012	12 - 1:21.584
3 - 1:24.749	8 - 1:26.145	
4 - 1:22.150	9 - 1:22.082	
5 - 1:22.087	10 - 1:33.684	
10	Ralph SAUNDERS	Mini Miglia
1 - 6:35.788	6 - 1:20.979	11 - 1:21.287
2 - 1:33.186	7 - 1:21.974	12 - 1:20.734
3 - 1:22.402	8 - 1:22.077	
4 - 1:21.660	9 - 1:22.278	
5 - 1:20.634	10 - 1:23.510	
11	Jonathan LLOYD	Mini Miglia
1 - 6:53.878	6 - 1:22.297	
2 - 2:09.657P	7 - 1:22.214	
3 - 5:14.415	8 - 1:22.033	
4 - 1:28.240		
5 - 1:21.957		
15	Gordon POCOCK	Mini Miglia
1 - 6:46.755	6 - 1:22.834	11 - 1:21.533
2 - 1:38.388	7 - 1:22.236	12 - 1:21.086
3 - 1:24.675	8 - 1:22.800	
4 - 1:22.673	9 - 1:20.563	
5 - 1:22.428	10 - 1:21.598	
23	Andrew HACK	Mini Miglia
1 - 6:25.912	6 - 1:19.988	11 - 1:19.832
2 - 1:33.969	7 - 1:28.736	12 - 1:38.679
3 - 1:20.057	8 - 1:19.869	
4 - 1:19.528	9 - 1:19.487	
5 - 1:19.976	10 - 1:19.646	
24	Malc STAPLETON	Mini Miglia
1 - 6:31.549	6 - 1:23.046	11 - 1:24.109
2 - 1:42.204	7 - 1:26.271	
3 - 1:26.489	8 - 1:24.670	
4 - 1:26.068	9 - 1:22.996	
5 - 1:24.206	10 - 1:23.367	

Dunlop Mini Miglia Challenge QUALIFYING - LAP ANALYSIS

(contd.)

28	Philip LEE	Mini Miglia
1 - 6:30.121	6 - 1:24.164	11 - 1:23.954
2 - 1:39.173	7 - 1:25.204	
3 - 1:24.950	8 - 1:24.573	
4 - 1:31.551	9 - 1:22.376	
5 - 1:24.389	10 - 1:23.916	
35	Ian FEATHERSTONE	Mini Miglia
1 - 6:55.678	6 - 1:37.334	
2 - 1:55.544	7 - 1:37.089	
3 - 1:39.891	8 - 1:37.042	
4 - 1:38.017	9 - 1:36.227	
5 - 1:39.964	10 - 1:36.751	
36	Adrian HOLLIS	Mini Miglia
1 - 6:18.207	6 - 1:29.632	11 - 1:28.843
2 - 1:43.450	7 - 1:28.805	
3 - 1:30.807	8 - 1:35.376	
4 - 1:28.790	9 - 1:30.460	
5 - 1:28.653	10 - 1:29.125	
40	Phil RUDGE	Mini Miglia
1 - 6:34.172	6 - 1:22.641	11 - 1:23.284
2 - 1:37.190	7 - 1:24.497	12 - 1:22.693
3 - 1:23.346	8 - 1:21.559	
4 - 1:23.940	9 - 1:21.788	
5 - 1:22.330	10 - 1:22.358	
48	Lewis SELBY	Mini Selby
1 - 7:00.523		
2 - 1:58.155		
3 - 1:45.816		
4 - 1:47.726		
5 - 1:54.263P		
50	Richard WAGER	Kenwood Mini Miglia
1 - 6:38.014	6 - 1:20.327	11 - 1:19.775
2 - 1:33.673	7 - 1:21.307	12 - 1:22.804
3 - 1:22.637	8 - 1:21.526	
4 - 1:21.363	9 - 1:21.138	
5 - 1:20.537	10 - 1:21.222	

Dunlop Mini Miglia Challenge QUALIFYING - LAP ANALYSIS

(contd.)

55	Michael GREEN	Mini Miglia		
1 -	6:58.238	6 -	1:23.509	
2 -	1:49.588	7 -	1:23.998	
3 -	1:31.258	8 -	1:24.542	
4 -	1:26.318	9 -	1:38.469	
5 -	1:24.938	10 -	1:41.051	
58	Max HUNTER	Mini Miglia		
1 -	6:42.541	6 -	1:19.933	
2 -	1:39.328	7 -	1:19.880	
3 -	1:41.076P	8 -	1:19.162	
4 -	2:39.277	9 -	1:32.059	
5 -	1:19.864	10 -	1:29.897	
83	Colin PEACOCK	Mini Miglia		
1 -	6:48.019	6 -	1:20.195	11 - 1:19.652
2 -	1:32.074	7 -	1:19.505	12 - 1:20.653
3 -	1:21.164	8 -	1:19.159	
4 -	1:23.292	9 -	1:19.244	
5 -	1:22.162	10 -	1:19.319	

Dunlop Mini Miglia Challenge

GRID - RACE 5

ROW 9	48	SELBY				
ROW 8		36	HOLLIS	35	FEATHERSTONE	
ROW 7	8	MUNNS	24	STAPLETON	55	GREEN
ROW 6		11	LLOYD	28	LEE	
ROW 5	10	SAUNDERS	40	RUDGE	9	SIMMONDS
ROW 4		6	SIMS	15	POCOCK	
ROW 3	7	SIMS	23	HACK	50	WAGER
ROW 2		83	PEACOCK	58	HUNTER	
ROW 1	1	BALDWIN	2	ROGERS	3	SOLLIS
		POLE				

Weather / Track : Sunny / Dry
 These results are provisional until the conclusion of any judicial and technical matters.

Clerk Of Course:	Stewards:	Timekeeper:
------------------	-----------	-------------

Castle Combe
 Circuit Length = 1.8500 miles.
 Start: 10:18 End: 10:33

Dunlop Mini Miglia Challenge

RACE CLASSIFICATION - RACE 5

POS	NO	CL	NAME	NAT	CAR	TIME	LAPS	GAP	MPH	BEST
1	1		Peter BALDWIN		Mini Miglia	21:15.547	16		83.54	1:18.603
2	2		Kelly ROGERS		Vickers Mini Miglia	21:15.869	16	0.322	83.52	1:18.457
3	58		Max HUNTER		Mini Miglia	21:16.358	16	0.811	83.48	1:18.349
4	23		Andrew HACK		Mini Miglia	21:17.504	16	1.957	83.41	1:18.786
5	83		Colin PEACOCK		Mini Miglia	21:18.162	16	2.615	83.37	1:18.659
6	7		Tim SIMS		Simmini Mini Miglia	21:18.601	16	3.054	83.34	1:18.826
7	50		Richard WAGER		Kenwood Mini Miglia	21:49.044	16	33.497	81.40	1:19.802
8	15		Gordon POCOCK		Mini Miglia	22:06.691	16	51.144	80.32	1:20.688
9	8		Sarah MUNNS		Mini Miglia	22:25.322	16	1:09.775	79.20	1:22.423
10	28		Philip LEE		Mini Miglia	22:27.768	16	1:12.221	79.06	1:22.534
11	55		Michael GREEN		Mini Miglia	21:57.245	15	1 LAP	75.84	1:24.271
12	36		Adrian HOLLIS		Mini Miglia	21:56.193	14	2 LAPS	70.84	1:28.003
NOT CLASSIFIED										
6			Mark SIMS		Mini Miglia	19:03.840	14	D.N.F.	81.51	1:20.295
11			Jonathan LLOYD		Mini Miglia	19:04.744	14	D.N.F.	81.45	1:20.203
9			Paul SIMMONDS		Mini Miglia	16:36.487	12	D.N.F.	80.20	1:20.924
24			Malc STAPLETON		Mini Miglia	14:14.297	10	D.N.F.	77.95	1:23.287
40			Phil RUDGE		Mini Miglia	14:31.321	10	D.N.F.	76.43	1:21.208
10			Ralph SAUNDERS		Mini Miglia	12:32.055	6	D.N.F.	53.13	1:20.568
3			Bill SOLLIS		Mini Miglia	6:48.192	5	D.N.F.	81.57	1:19.045
35			Ian FEATHERSTONE		Mini Miglia	6:37.410	4	D.N.F.	67.03	1:37.601
FASTEST LAP										
58			Max HUNTER		Mini Miglia	1:18.349	16	85.00mph	136.80kph	

Weather / Track : Sunny / Dry
 These results are provisional until the conclusion of any judicial and technical matters.

Castle Combe
 Circuit Length = 1.8500 miles.
 Start: 15:27 End: 15:49

Clerk Of Course:	Stewards:	Timekeeper:
------------------	-----------	-------------

Dunlop Mini Miglia Challenge

RACE CLASSIFICATION - RACE 5 - LAP CHART

Lap 1			Lap 2			Lap 3			Lap 4			Lap 5		
No	Behind	Laptime	No	Behind	Laptime	No	Behind	Laptime	No	Behind	Laptime	No	Behind	Laptime
1		1:26.070	1		1:19.145	1		1:19.431	1		1:19.520	1		1:19.590
3	0.807	1:26.877	3	0.869	1:19.207	3	0.483	1:19.045	3	0.156	1:19.193	2	1.136	1:20.332
2	1.022	1:27.092	2	1.150	1:19.273	2	0.826	1:19.107	2	0.394	1:19.088	23	1.494	1:19.541
7	1.242	1:27.312	7	1.402	1:19.305	7	1.590	1:19.619	7	1.346	1:19.276	58	1.869	1:19.687
23	1.713	1:27.783	23	1.609	1:19.041	23	1.840	1:19.662	23	1.543	1:19.223	7	2.482	1:20.726
83	1.998	1:28.068	83	2.573	1:19.720	58	2.364	1:19.019	58	1.772	1:18.928	83	2.932	1:19.809
58	2.349	1:28.419	58	2.776	1:19.572	83	2.709	1:19.567	83	2.713	1:19.524	3	4.436	1:23.870
10	2.993	1:29.063	10	4.416	1:20.568	6	6.830	1:21.046	6	8.492	1:21.182	6	10.135	1:21.233
6	4.065	1:30.135	6	5.215	1:20.295	15	9.430	1:22.489	11	11.727	1:21.692	50	13.216	1:20.471
15	4.829	1:30.899	15	6.372	1:20.688	11	9.555	1:21.866	15	12.170	1:22.260	11	13.533	1:21.396
9	5.125	1:31.195	9	6.904	1:20.924	10	9.605	1:24.620	50	12.335	1:21.529	9	14.168	1:21.099
11	5.730	1:31.800	11	7.120	1:20.535	9	9.913	1:22.440	9	12.659	1:22.266	15	14.652	1:22.072
28	7.212	1:33.282	50	8.200	1:19.802	50	10.326	1:21.557	40	15.261	1:22.064	40	16.879	1:21.208
50	7.543	1:33.613	40	10.452	1:21.597	40	12.717	1:21.696	28	18.551	1:23.385	28	23.462	1:24.501
40	8.000	1:34.070	28	11.279	1:23.212	28	14.686	1:22.838	8	19.947	1:22.423	8	23.883	1:23.526
24	8.411	1:34.481	24	12.553	1:23.287	8	17.044	1:22.910	24	22.657	1:24.443	24	27.422	1:24.355
8	9.039	1:35.109	8	13.565	1:23.671	24	17.734	1:24.612	55	26.593	1:24.561	55	31.412	1:24.409
36	10.851	1:36.921	55	16.712	1:24.885	55	21.552	1:24.271	10	32.919	1:42.834P	36	59.193	1:33.743
55	10.972	1:37.042	36	20.282	1:28.576	36	31.770	1:30.919	36	45.040	1:32.790			
35	17.916	1:43.986	35	36.372	1:37.601	35	54.813	1:37.872	35	1:13.244	1:37.951			

Dunlop Mini Miglia Challenge

RACE CLASSIFICATION - RACE 5 - LAP CHART

(contd.)

Lap 6			Lap 7			Lap 8			Lap 9			Lap 10		
No	Behind	Laptime	No	Behind	Laptime	No	Behind	Laptime	No	Behind	Laptime	No	Behind	Laptime
1		1:19.426	1		1:19.429	1		1:19.095	2		1:19.500	1		1:19.097
2	0.738	1:19.028	2	0.148	1:18.839	2	0.290	1:19.237	1	0.242	1:20.032	2	0.213	1:19.552
23	1.281	1:19.213	58	1.232	1:19.202	58	0.843	1:18.706	58	0.362	1:19.309	58	0.378	1:19.355
58	1.459	1:19.016	23	1.592	1:19.740	23	1.397	1:18.900	23	0.665	1:19.058	23	0.865	1:19.539
7	2.119	1:19.063	7	1.888	1:19.198	7	2.474	1:19.681	83	2.646	1:19.531	83	2.608	1:19.301
83	2.869	1:19.363	83	2.565	1:19.125	83	2.905	1:19.435	7	2.789	1:20.105	7	2.862	1:19.412
6	12.009	1:21.300	6	13.219	1:20.639	36	1 LAP	1:32.663	6	15.721	1:20.695	6	17.514	1:21.132
50	14.888	1:21.098	50	16.030	1:20.571	6	14.816	1:20.692	36	1 LAP	1:30.061	50	21.011	1:21.868
11	15.213	1:21.106	11	16.318	1:20.534	50	17.659	1:20.724	50	18.482	1:20.613	11	21.318	1:21.988
9	15.767	1:21.025	9	17.820	1:21.482	11	17.780	1:20.557	11	18.669	1:20.679	15	26.335	1:21.521
15	16.550	1:21.324	15	18.323	1:21.202	9	19.714	1:20.989	15	24.153	1:23.476	36	1 LAP	1:29.446
40	19.332	1:21.879	40	29.933	1:30.030	15	20.467	1:21.239	9	25.890	1:25.966	9	29.354	1:22.803
28	29.164	1:25.128	8	34.634	1:24.495	8	38.175	1:22.636	10	3 LAPS	3:31.881	8	44.556	1:22.866
8	29.568	1:25.111	28	34.871	1:25.136	28	39.488	1:23.712	8	41.029	1:22.644	28	45.890	1:22.534
24	33.491	1:25.495	24	38.798	1:24.736	40	42.603	1:31.765	28	42.695	1:22.997	24	53.462	1:24.382
55	37.518	1:25.532	55	43.406	1:25.317	24	43.996	1:24.293	24	48.419	1:24.213	55	1:00.493	1:24.634
10	1 LAP	3:03.089P				55	49.263	1:24.952	55	55.198	1:25.725	40	1:10.486	1:33.177
36	1:12.430	1:32.663							40	56.648	1:33.835			

Dunlop Mini Miglia Challenge
RACE CLASSIFICATION - RACE 5 - LAP CHART
 (contd.)

Lap 11			Lap 12			Lap 13			Lap 14			Lap 15		
No	Behind	Laptime	No	Behind	Laptime	No	Behind	Laptime	No	Behind	Laptime	No	Behind	Laptime
2		1:19.158	1		1:18.603	1		1:18.907	1		1:18.797	1		1:19.266
1	0.284	1:19.655	58	0.313	1:18.796	2	0.948	1:19.309	2	1.851	1:19.700	2	1.349	1:18.764
58	0.404	1:19.397	2	0.546	1:19.433	58	1.162	1:19.756	58	1.999	1:19.634	58	1.946	1:19.213
23	0.883	1:19.389	23	1.011	1:19.015	23	1.576	1:19.472	23	2.355	1:19.576	23	2.655	1:19.566
83	2.147	1:18.910	83	2.358	1:19.098	83	2.110	1:18.659	83	2.813	1:19.500	83	3.201	1:19.654
7	2.389	1:18.898	7	2.553	1:19.051	7	3.111	1:19.465	7	3.140	1:18.826	7	3.407	1:19.533
6	19.538	1:21.395	6	22.189	1:21.538	6	24.805	1:21.523	55	1 LAP	1:37.193	36	2 LAPS	1:44.904
50	22.742	1:21.102	50	24.436	1:20.581	50	25.702	1:20.173	6	27.043	1:21.035	55	1 LAP	1:34.583
11	22.917	1:20.970	11	24.921	1:20.891	11	26.217	1:20.203	50	27.528	1:20.623	50	30.980	1:22.718
15	28.846	1:21.882	15	33.773	1:23.814	15	37.818	1:22.952	11	27.947	1:20.527	15	46.668	1:24.467
9	33.294	1:23.311	9	37.394	1:22.987	8	55.511	1:22.722	15	41.467	1:22.446	8	1:04.796	1:24.774
36	1 LAP	1:28.003	36	1 LAP	1:30.011	28	58.743	1:23.337	8	59.288	1:22.574	28	1:08.965	1:23.702
8	47.839	1:22.654	8	51.696	1:22.744	36	1 LAP	1:32.912	28	1:04.529	1:24.583			
28	49.215	1:22.696	28	54.313	1:23.985									
55	1:05.705	1:24.583	55	1:12.051	1:25.233									

Dunlop Mini Miglia Challenge
RACE CLASSIFICATION - RACE 5 - LAP CHART
 (contd.)

Lap 16			Lap 17			Lap 18			Lap 19			Lap 20		
No	Behind	Laptime	No	Behind	Laptime	No	Behind	Laptime	No	Behind	Laptime	No	Behind	Laptime
1		1:19.484												
2	0.322	1:18.457												
58	0.811	1:18.349												
23	1.957	1:18.786												
83	2.615	1:18.898												
7	3.054	1:19.131												
50	33.497	1:22.001												
36	2 LAPS	1:52.581												
55	1 LAP	1:34.325												
15	51.144	1:23.960												
8	1:09.775	1:24.463												
28	1:12.221	1:22.740												

Melton Concrete Products Castle Combe FF 1600 Championship

QUALIFYING - RACE 6

POS	NO	CL	NAME	NAT	CAR	TIME	LAPS	GAP	MPH
1	1	A	Edward MOORE		Van Diemen RF01	1:12.209	13		92.23
2	4	B	Pat BLAKENEY		Vector MG95/JRP	1:12.567	13	0.358	91.77
3	2	B	Tim REYNOLDS		Swift SC92	1:12.716	15	0.507	91.58
4	11	B	Steven JENSEN		Swift SC92	1:12.747	15	0.538	91.55
5	12	B	Paul BARNES		Swift SC92	1:13.170	15	0.961	91.02
6	3	A	Nick JONES		Van Diemen RF01	1:13.358	15	1.149	90.78
7	61	A	Chris CHISNALL		Van Diemen RF00	1:13.367	15	1.158	90.77
8	28	B	Hugh ROBERTSON		Swift FF	1:13.622	16	1.413	90.46
9	73	A	Nathan FREKE		Jamun T25	1:14.104	14	1.895	89.87
10	9	B	Keith SEKREE		Swift 93	1:14.250	12	2.041	89.69
11	5	A	Andrew JONES		Spirit WL05	1:14.338	14	2.129	89.59
12	52	C	Ben NORTON		Swift FB89	1:14.407	12	2.198	89.50
13	27	B	Shaun MACKLIN		Swift SC92	1:14.692	15	2.483	89.16
14	26	B	Mark FUNNELL		Swift 95SC	1:14.821	10	2.612	89.01
15	81	A	Wayne POULE		Mygale SJ	1:14.837	14	2.628	88.99
16	76	C	Stephen GIBBINS		Van Diemen RF88	1:14.904	15	2.695	88.91
17	58	C	Richard WATKINS		Van Diemen RF89	1:14.953	15	2.744	88.85
18	69	C	Jim HAMILTON		Van Diemen RF89	1:14.981	15	2.772	88.82
19	20	B	Rich WADNER		Swift SC92F	1:16.401	11	4.192	87.17
20	67	C	Nigel WARD		Van Diemen RF89	1:16.816	15	4.607	86.70
21	19	B	Roly HAMBLIN		Swift SC95	1:17.032	12	4.823	86.45
22	10	B	Alan HAMILTON		Swift 92F	1:17.139	14	4.930	86.33
23	79	C	Matthew DOCHERTY		Van Diemen RF88	1:17.246	13	5.037	86.21
24	7	A	Brian SOULE		Van Diemen RF00	1:17.399	8	5.190	86.04
25	36	B	Paul JAMES		Swift SC95	1:17.681	14	5.472	85.73
26	57	C	Brian RIDES		Van Diemen RF89	1:18.427	14	6.218	84.92
27	38	B	Nigel HOWARD		Swift FB91	1:18.481	13	6.272	84.86
28	66	C	Michael PHILLIPS		Swift FB87	1:19.097	14	6.888	84.20
29	68	C	Pete DICCOX		Van Diemen RF89	1:19.184	14	6.975	84.10
30	21	B	Michael MADGE		Vector MG	1:20.063	14	7.854	83.18
31	87	C	Cris COLE		Reynard FF87	1:21.750	9	9.541	81.46
32	59	C	Gareth TOMKINSON		Reynard FF89	1:21.788	13	9.579	81.43
33	14	B	Glen FINN		Swift SC92	1:37.457	5	25.248	68.33

Weather / Track : Sunny / Dry
 These results are provisional until the conclusion of any judicial and technical matters.

Castle Combe
 Circuit Length = 1.8500 miles.
 Start: 10:38 End: 10:57

Clerk Of Course:	Stewards:	Timekeeper:
------------------	-----------	-------------

Melton Concrete Products Castle Combe FF 1600 Championship

QUALIFYING - LAP ANALYSIS

1	Edward MOORE	Van Diemen RF01
1 -	2:26.961	6 - 1:13.482
2 -	1:22.163	7 - 1:12.209
3 -	1:13.006	8 - 1:13.252
4 -	1:13.245	9 - 1:30.264P
5 -	1:12.819	10 - 2:35.577
11 -	1:14.527	12 - 1:24.445
13 -	1:28.638P	
2	Tim REYNOLDS	Swift SC92
1 -	2:34.136	6 - 1:13.735
2 -	1:17.580	7 - 1:13.098
3 -	1:13.540	8 - 1:12.918
4 -	1:12.716	9 - 1:27.901
5 -	1:14.376	10 - 1:18.413
11 -	1:14.123	12 - 1:15.110
13 -	1:18.959	14 - 1:14.475
15 -	1:19.252	
3	Nick JONES	Van Diemen RF01
1 -	2:33.704	6 - 1:15.343
2 -	1:19.782	7 - 1:13.696
3 -	1:13.991	8 - 1:13.424
4 -	1:13.661	9 - 1:16.933
5 -	1:13.358	10 - 1:15.188
11 -	1:25.210P	12 - 1:57.163
13 -	1:24.498	14 - 1:15.875
15 -	1:17.734	
4	Pat BLAKENEY	Vector MG95/JRP
1 -	2:23.347	6 - 1:16.113
2 -	1:20.131	7 - 1:12.752
3 -	1:13.547	8 - 1:13.157
4 -	1:12.567	9 - 1:21.014
5 -	1:13.325	10 - 1:13.726
11 -	1:13.649	12 - 1:54.242P
13 -	3:17.069	
5	Andrew JONES	Spirit WL05
1 -	2:29.976	6 - 1:15.745
2 -	1:19.692	7 - 1:15.379
3 -	1:15.158	8 - 1:14.725
4 -	1:14.338	9 - 1:15.041
5 -	1:14.836	10 - 1:14.520
11 -	1:15.968	12 - 1:17.927
13 -	1:15.858	14 - 1:15.016
7	Brian SOULE	Van Diemen RF00
1 -	2:28.014	6 - 1:17.399
2 -	1:24.643	7 - 1:17.409
3 -	1:38.401	8 - 1:43.349P
4 -	1:19.118	
5 -	1:24.425	
9	Keith SEKREE	Swift 93
1 -	2:31.466	6 - 1:14.250
2 -	1:23.702	7 - 1:15.174
3 -	1:19.640	8 - 1:14.940
4 -	1:15.089	9 - 1:16.328
5 -	1:32.592	10 - 1:24.400
11 -	1:54.960	12 - 1:53.616P

Melton Concrete Products Castle Combe FF 1600 Championship QUALIFYING - LAP ANALYSIS

(contd.)

10	Alan HAMILTON	Swift 92F
1 -	3:10.381	6 - 1:17.514 11 - 1:17.215
2 -	1:26.740	7 - 1:17.353 12 - 1:17.355
3 -	1:19.689	8 - 1:20.252 13 - 1:17.139
4 -	1:51.415	9 - 1:17.218 14 - 1:17.670
5 -	1:17.663	10 - 1:17.827
11	Steven JENSEN	Swift SC92
1 -	2:25.051	6 - 1:13.996 11 - 1:14.287
2 -	1:18.955	7 - 1:12.747 12 - 1:14.517
3 -	1:14.170	8 - 1:16.102 13 - 1:14.912
4 -	1:13.964	9 - 1:47.436 14 - 1:14.759
5 -	1:13.291	10 - 1:14.113 15 - 1:16.189
12	Paul BARNES	Swift SC92
1 -	2:32.315	6 - 1:14.159 11 - 1:33.638
2 -	1:17.913	7 - 1:14.314 12 - 1:14.012
3 -	1:14.099	8 - 1:13.170 13 - 1:14.098
4 -	1:13.209	9 - 1:30.218 14 - 1:15.408
5 -	1:16.027	10 - 1:13.612 15 - 1:14.450
14	Glen FINN	Swift SC92
1 -	7:01.783P	
2 -	1:54.903	
3 -	1:37.457	
4 -	2:02.547P	
5 -	4:09.180P	
19	Roly HAMBLIN	Swift SC95
1 -	2:37.205	6 - 1:17.269 11 - 1:21.582
2 -	1:23.960	7 - 1:18.817 12 - 1:19.568
3 -	1:18.875	8 - 1:17.032
4 -	1:18.067	9 - 1:17.077
5 -	1:18.645	10 - 1:19.394
20	Rich WADNER	Swift SC92F
1 -	3:05.067	6 - 1:16.401 11 - 1:17.553
2 -	1:20.182	7 - 1:18.308
3 -	1:19.069	8 - 1:19.669
4 -	1:20.114	9 - 1:37.152P
5 -	1:17.301	10 - 3:55.708
21	Michael MADGE	Vector MG
1 -	3:10.091	6 - 1:20.796 11 - 1:20.298
2 -	1:29.135	7 - 1:20.063 12 - 1:29.356
3 -	1:22.954	8 - 1:22.630 13 - 1:25.275
4 -	1:22.014	9 - 1:20.256 14 - 1:22.712
5 -	1:21.732	10 - 1:20.819

Melton Concrete Products Castle Combe FF 1600 Championship QUALIFYING - LAP ANALYSIS

(contd.)

26	Mark FUNNELL	Swift 95SC			
1 -	2:54.045	6 -	1:14.821		
2 -	1:20.596	7 -	1:16.193		
3 -	1:16.377	8 -	1:16.242		
4 -	1:24.300	9 -	1:16.231		
5 -	1:14.868	10 -	1:18.432		
27	Shaun MACKLIN	Swift SC92			
1 -	3:13.253	6 -	1:14.692		
2 -	1:28.289	7 -	1:17.687		
3 -	1:18.581	8 -	1:16.621		
4 -	1:15.541	9 -	1:17.749		
5 -	1:15.410	10 -	1:17.062		
		11 -	1:24.781		
		12 -	1:18.936		
		13 -	1:17.733		
		14 -	1:17.006		
		15 -	1:17.120		
28	Hugh ROBERTSON	Swift FF			
1 -	2:37.625	6 -	1:13.622		
2 -	1:18.832	7 -	1:13.647		
3 -	1:15.406	8 -	1:14.063		
4 -	1:14.015	9 -	1:14.859		
5 -	1:13.772	10 -	1:14.984		
		11 -	1:14.832		
		16 -	1:15.389		
		12 -	1:15.715		
		13 -	1:15.961		
		14 -	1:15.514		
		15 -	1:14.750		
36	Paul JAMES	Swift SC95			
1 -	2:45.373	6 -	1:43.249		
2 -	1:23.185	7 -	1:18.072		
3 -	1:18.321	8 -	1:18.110		
4 -	1:35.705	9 -	1:18.870		
5 -	1:18.943	10 -	1:17.681		
11 -	1:18.698				
12 -	1:19.764				
13 -	1:19.338				
14 -	1:19.378				
38	Nigel HOWARD	Swift FB91			
1 -	2:50.422	6 -	1:19.498		
2 -	1:30.681	7 -	1:20.285		
3 -	1:25.024	8 -	1:20.128		
4 -	1:20.157	9 -	1:20.095		
5 -	1:18.481	10 -	1:20.396		
11 -	1:20.633				
12 -	1:34.000				
13 -	1:43.476				
52	Ben NORTON	Swift FB89			
1 -	2:27.354	6 -	1:35.448P		
2 -	1:21.614	7 -	5:47.303		
3 -	1:17.352	8 -	1:21.941		
4 -	1:14.407	9 -	1:15.584		
5 -	1:14.631	10 -	1:16.261		
11 -	1:15.157				
12 -	1:36.460				
57	Brian RIDES	Van Diemen RF89			
1 -	3:15.597	6 -	1:19.023		
2 -	1:32.703	7 -	1:18.427		
3 -	1:20.273	8 -	1:20.690		
4 -	1:20.756	9 -	1:19.300		
5 -	1:20.259	10 -	1:19.088		
11 -	1:18.755				
12 -	1:22.230				
13 -	1:38.580				
14 -	1:21.180				

Melton Concrete Products Castle Combe FF 1600 Championship QUALIFYING - LAP ANALYSIS

(contd.)

58	Richard WATKINS	Van Diemen RF89			
1 -	2:42.772	6 -	1:15.750	11 -	1:16.008
2 -	1:21.484	7 -	1:14.953	12 -	1:16.678
3 -	1:16.724	8 -	1:16.149	13 -	1:16.259
4 -	1:15.977	9 -	1:17.193	14 -	1:15.943
5 -	1:16.525	10 -	1:16.209	15 -	1:17.309
59	Gareth TOMKINSON	Reynard FF89			
1 -	3:07.920	6 -	1:22.167	11 -	1:22.047
2 -	1:30.717	7 -	1:21.788	12 -	1:25.176
3 -	1:22.463	8 -	1:24.092	13 -	1:25.791
4 -	1:25.074	9 -	1:41.838		
5 -	1:30.221	10 -	1:24.293		
61	Chris CHISNALL	Van Diemen RF00			
1 -	2:43.609	6 -	1:13.367	11 -	1:15.555
2 -	1:21.172	7 -	1:14.338	12 -	1:41.221
3 -	1:19.303	8 -	1:13.996	13 -	1:15.998
4 -	1:15.329	9 -	1:15.516	14 -	1:18.020
5 -	1:14.376	10 -	1:15.464	15 -	1:15.992
66	Michael PHILLIPS	Swift FB87			
1 -	2:49.271	6 -	1:19.097	11 -	1:21.990
2 -	1:25.261	7 -	1:19.917	12 -	1:22.085
3 -	1:23.084	8 -	1:29.472	13 -	1:23.245
4 -	1:22.861	9 -	1:20.147	14 -	1:27.038
5 -	1:22.619	10 -	1:20.782		
67	Nigel WARD	Van Diemen RF89			
1 -	2:51.523	6 -	1:16.816	11 -	1:18.788
2 -	1:23.764	7 -	1:17.099	12 -	1:18.379
3 -	1:19.732	8 -	1:18.810	13 -	1:17.636
4 -	1:17.734	9 -	1:18.741	14 -	1:18.232
5 -	1:18.548	10 -	1:19.759	15 -	1:18.664
68	Pete DICCOX	Van Diemen RF89			
1 -	2:55.977	6 -	1:20.006	11 -	1:19.184
2 -	1:26.916	7 -	1:40.692P	12 -	1:21.443
3 -	1:21.184	8 -	1:49.259	13 -	1:20.328
4 -	1:19.927	9 -	1:20.035	14 -	1:21.515
5 -	1:19.592	10 -	1:19.313		
69	Jim HAMILTON	Van Diemen RF89			
1 -	2:42.491	6 -	1:16.083	11 -	1:16.170
2 -	1:21.383	7 -	1:15.806	12 -	1:15.772
3 -	1:17.660	8 -	1:14.981	13 -	1:15.582
4 -	1:16.789	9 -	1:15.611	14 -	1:20.581
5 -	1:16.976	10 -	1:15.259	15 -	1:16.574


Melton Concrete Products Castle Combe FF 1600 Championship QUALIFYING - LAP ANALYSIS

(contd.)

73	Nathan FREKE	Jamun T25
1 - 4:16.418P	6 - 1:14.860	11 - 1:14.284
2 - 1:47.041	7 - 1:15.088	12 - 1:15.697
3 - 1:17.259	8 - 1:14.104	13 - 1:14.799
4 - 1:14.514	9 - 1:14.138	14 - 1:16.003
5 - 1:14.556	10 - 1:17.064	
76	Stephen GIBBINS	Van Diemen RF88
1 - 3:12.228	6 - 1:14.904	11 - 1:16.989
2 - 1:27.704	7 - 1:16.817	12 - 1:19.266
3 - 1:18.825	8 - 1:15.830	13 - 1:16.499
4 - 1:16.524	9 - 1:15.994	14 - 1:16.758
5 - 1:15.283	10 - 1:15.773	15 - 1:18.564
79	Matthew DOCHERTY	Van Diemen RF88
1 - 2:57.274	6 - 1:20.361	11 - 1:42.465P
2 - 1:26.208	7 - 1:25.834	12 - 3:13.404
3 - 1:21.482	8 - 1:18.126	13 - 1:19.107
4 - 1:19.867	9 - 1:17.246	
5 - 1:18.908	10 - 1:20.377	
81	Wayne POULE	Mygale SJ
1 - 2:58.053	6 - 1:14.837	11 - 1:16.271
2 - 1:24.019	7 - 1:15.004	12 - 1:34.985P
3 - 1:16.235	8 - 1:16.656	13 - 2:12.271
4 - 1:16.584	9 - 1:16.283	14 - 1:21.883
5 - 1:15.596	10 - 1:19.439	
87	Cris COLE	Reynard FF87
1 - 3:05.493	6 - 1:23.066	
2 - 1:42.563	7 - 1:23.095	
3 - 1:26.881	8 - 1:21.750	
4 - 1:34.322	9 - 1:22.679	
5 - 1:23.258		

Melton Concrete Products Castle Combe FF 1600 Championship

GRID - RACE 6

ROW 17	14	FINN	
ROW 16	87	COLE	59 TOMKINSON
ROW 15	68	DICCOX	21 MADGE
ROW 14	38	HOWARD	66 PHILLIPS
ROW 13	36	JAMES	57 RIDES
ROW 12	79	DOCHERTY	7 SOULE
ROW 11	19	HAMBLIN	10 HAMILTON
ROW 10	20	WADNER	67 WARD
ROW 9	58	WATKINS	69 HAMILTON
ROW 8	81	POULE	76 GIBBINS
ROW 7	27	MACKLIN	26 FUNNELL
ROW 6	5	JONES	52 NORTON
ROW 5	73	FREKE	9 SEKREE
ROW 4	61	CHISNALL	28 ROBERTSON
ROW 3	12	BARNES	3 JONES
ROW 2	2	REYNOLDS	11 JENSEN
ROW 1	1	MOORE	4 BLAKENEY
POLE			
			

Weather / Track : Sunny / Dry
These results are provisional until the conclusion of any judicial and technical matters.

Castle Combe
 Circuit Length = 1.8500 miles.
 Start: 10:38 End: 10:57

Clerk Of Course:	Stewards:	Timekeeper:
------------------	-----------	-------------

Melton Concrete Products Castle Combe FF 1600 Championship

RACE CLASSIFICATION - RACE 6

POS	NO	CL	NAME	NAT	CAR	TIME	LAPS	GAP	MPH	BEST
1	1	A	Edward MOORE		Van Diemen RF01	12:23.734	10		89.54	1:12.784
2	2	B	Tim REYNOLDS		Swift SC92	12:23.854	10	0.120	89.53	1:12.737
3	3	A	Nick JONES		Van Diemen RF01	12:28.849	10	5.115	88.93	1:13.437
4	28	B	Hugh ROBERTSON		Swift FF	12:29.023	10	5.289	88.91	1:12.564
5	11	B	Steven JENSEN		Swift SC92	12:29.161	10	5.427	88.89	1:13.112
6	52	C	Ben NORTON		Swift FB89	12:35.329	10	11.595	88.17	1:13.794
7	73	A	Nathan FREKE		Jamun T25	12:36.393	10	12.659	88.04	1:12.700
8	4	B	Pat BLAKENEY		Vector MG95/JRP	12:42.208	10	18.474	87.37	1:12.861
9	5	A	Andrew JONES		Spirit WL05	12:44.850	10	21.116	87.07	1:13.952
10	69	C	Jim HAMILTON		Van Diemen RF89	12:46.399	10	22.665	86.90	1:15.018
11	81	A	Wayne POULE		Mygale SJ	12:46.546	10	22.812	86.88	1:14.657
12	27	B	Shaun MACKLIN		Swift SC92	13:00.466	10	36.732	85.33	1:15.317
13	10	B	Alan HAMILTON		Swift 92F	13:01.001	10	37.267	85.27	1:15.689
14	79	C	Matthew DOCHERTY		Van Diemen RF88	13:02.165	10	38.431	85.14	1:15.818
15	20	B	Rich WADNER		Swift SC92F	13:11.207	10	47.473	84.17	1:15.669
16	36	B	Paul JAMES		Swift SC95	13:16.693	10	52.959	83.59	1:17.219
17	19	B	Roly HAMBLIN		Swift SC95	13:16.902	10	53.168	83.57	1:17.614
18	68	C	Pete DICCOX		Van Diemen RF89	13:31.969	10	1:08.235	82.02	1:19.002
19	38	B	Nigel HOWARD		Swift FB91	13:35.331	10	1:11.597	81.68	1:19.244
20	57	C	Brian RIDES		Van Diemen RF89	12:25.103	9	1 LAP	80.44	1:19.282
21	66	C	Michael PHILLIPS		Swift FB87	12:28.736	9	1 LAP	80.05	1:20.642
22	87	C	Cris COLE		Reynard FF87	13:06.269	9	1 LAP	76.23	1:22.330

NOT CLASSIFIED

9	B	Keith SEKREE		Swift 93	11:29.260	9	D.N.F.	86.96	1:14.663
26	B	Mark FUNNELL		Swift 95SC	11:30.102	9	D.N.F.	86.85	1:13.950
61	A	Chris CHISNALL		Van Diemen RF00	8:56.783	7	D.N.F.	86.85	1:13.394
59	C	Gareth TOMKINSON		Reynard FF89	9:44.087	7	D.N.F.	79.81	1:19.937
21	B	Michael MADGE		Vector MG	9:44.291	7	D.N.F.	79.78	1:20.847
7	A	Brian SOULE		Van Diemen RF00	6:42.493	5	D.N.F.	82.73	1:14.807
14	B	Glen FINN		Swift SC92	6:52.031	5	D.N.F.	80.81	1:17.802
12	B	Paul BARNES		Swift SC92	5:01.638	4	D.N.F.	88.31	1:13.387
58	C	Richard WATKINS		Van Diemen RF89	5:12.686	4	D.N.F.	85.19	1:14.963
67	C	Nigel WARD		Van Diemen RF89	4:48.095	3	D.N.F.	69.35	1:26.520

FASTEST LAP

28	B	Hugh ROBERTSON		Swift FF	1:12.564	3	91.78mph	147.70kph
73	A	Nathan FREKE		Jamun T25	1:12.700	3	91.60mph	147.43kph
52	C	Ben NORTON		Swift FB89	1:13.794	4	90.25mph	145.24kph

Car no 73 - 10sec penalty - J.13.3. - False Start

Weather / Track : Sunny / Dry

These results are provisional until the conclusion of any judicial and technical matters.

Castle Combe

Circuit Length = 1.8500 miles.

Start: 16:03 End: 16:16

Clerk Of Course:	Stewards:	Timekeeper:
------------------	-----------	-------------

Melton Concrete Products Castle Combe FF 1600 Championship

RACE CLASSIFICATION - RACE 6 - LAP CHART

Lap 1			Lap 2			Lap 3			Lap 4			Lap 5		
No	Behind	Laptime	No	Behind	Laptime	No	Behind	Laptime	No	Behind	Laptime	No	Behind	Laptime
1		1:19.555	1		1:13.155	1		1:13.194	1		1:12.973	1		1:12.784
4	0.181	1:19.736	2	0.589	1:13.385	2	0.132	1:12.737	2	0.168	1:13.009	2	0.150	1:12.766
2	0.359	1:19.914	12	1.212	1:13.387	12	1.657	1:13.639	12	2.761	1:14.077	73	5.499	1:15.222
12	0.980	1:20.535	3	2.041	1:13.747	73	1.822	1:12.700	73	3.061	1:14.212	28	5.511	1:14.523
3	1.449	1:21.004	73	2.316	1:13.764	3	2.284	1:13.437	3	3.363	1:14.052	3	5.837	1:15.258
73	1.707	1:21.262	11	2.538	1:13.679	11	2.456	1:13.112	11	3.503	1:14.020	11	6.116	1:15.397
11	2.014	1:21.569	28	3.874	1:13.440	28	3.244	1:12.564	28	3.772	1:13.501	52	10.198	1:14.116
28	3.589	1:23.144	52	7.177	1:15.602	52	8.045	1:14.062	52	8.866	1:13.794	26	14.206	1:14.457
61	4.695	1:24.250	61	8.809	1:17.269	26	10.700	1:14.855	26	12.533	1:14.806	9	14.866	1:14.706
52	4.730	1:24.285	9	9.038	1:17.292	9	11.169	1:15.325	9	12.944	1:14.748	5	15.867	1:15.056
9	4.901	1:24.456	26	9.039	1:16.537	5	11.446	1:15.405	5	13.595	1:15.122	4	16.209	1:14.743
26	5.657	1:25.212	5	9.235	1:16.302	58	11.819	1:15.551	58	13.809	1:14.963	69	16.734	1:15.481
58	5.960	1:25.515	58	9.462	1:16.657	69	11.992	1:15.561	69	14.037	1:15.018	61	16.979	1:15.118
5	6.088	1:25.643	69	9.625	1:16.212	61	12.266	1:16.651	4	14.250	1:14.500	81	17.646	1:15.620
69	6.568	1:26.123	81	10.049	1:16.044	81	12.564	1:15.709	61	14.645	1:15.352	27	20.287	1:16.785
27	7.002	1:26.557	27	10.893	1:17.046	4	12.723	1:13.779	81	14.810	1:15.219	10	21.808	1:16.077
81	7.160	1:26.715	10	11.614	1:16.763	27	13.942	1:16.243	27	16.286	1:15.317	20	21.988	1:16.021
10	8.006	1:27.561	20	11.994	1:16.950	7	15.443	1:15.939	10	18.515	1:15.689	79	27.282	1:16.728
20	8.199	1:27.754	4	12.138	1:25.112	10	15.799	1:17.379	20	18.751	1:15.669	19	30.713	1:17.952
67	9.369	1:28.924	7	12.698	1:16.333	20	16.055	1:17.255	79	23.338	1:16.345	7	30.832	1:14.807
7	9.520	1:29.075	19	16.124	1:19.037	79	19.966	1:16.643	19	25.545	1:17.614	36	34.655	1:17.635
19	10.242	1:29.797	79	16.517	1:19.148	19	20.904	1:17.974	7	28.809	1:26.339	68	39.810	1:19.912
79	10.524	1:30.079	68	19.242	1:21.627	68	25.050	1:19.002	36	29.804	1:17.219	14	40.370	1:17.802
68	10.770	1:30.325	57	19.794	1:21.853	36	25.558	1:17.296	68	32.682	1:20.605	38	42.886	1:20.643
57	11.096	1:30.651	38	20.933	1:22.379	57	25.882	1:19.282	38	35.027	1:21.017	21	47.082	1:21.443
38	11.709	1:31.264	36	21.456	1:22.692	38	26.983	1:19.244	14	35.352	1:17.974	59	47.477	1:20.942
36	11.919	1:31.474	21	22.056	1:21.679	21	29.709	1:20.847	21	38.423	1:21.687	66	48.697	1:21.622
21	13.532	1:33.087	67	22.734	1:26.520	59	30.235	1:19.937	59	39.319	1:22.057	57	50.241	1:19.320
59	14.267	1:33.822	59	23.492	1:22.380	14	30.351	1:19.042	66	39.859	1:20.642	87	1:02.360	1:23.124
66	14.937	1:34.492	66	23.992	1:22.210	66	32.190	1:21.392	57	43.705	1:30.796			
14	16.871	1:36.426	14	24.503	1:20.787	87	39.748	1:22.330	87	52.020	1:25.245			
87	19.485	1:39.040	87	30.612	1:24.282	67	1:02.191	1:52.651P						

Car no 73 - 10sec penalty - J.13.3. - False Start
Weather / Track : Sunny / Dry

Castle Combe
Circuit Length = 1.8500 miles.
Start: 16:03 End: 16:16

Melton Concrete Products Castle Combe FF 1600 Championship
RACE CLASSIFICATION - RACE 6 - LAP CHART
 (contd.)

Lap 6			Lap 7			Lap 8			Lap 9			Lap 10		
No	Behind	Laptime	No	Behind	Laptime	No	Behind	Laptime	No	Behind	Laptime	No	Behind	Laptime
1		1:13.073	1		1:13.602	1		1:13.664	1		1:14.242	1		1:17.492
2	0.296	1:13.219	2	0.118	1:13.424	2	2.120	1:15.666	66	1 LAP	1:22.973	2	0.120	1:16.146
28	6.388	1:13.950	73	6.615	1:13.620	73	6.805	1:13.854	2	1.466	1:13.588	57	1 LAP	1:20.274
73	6.597	1:14.171	28	6.795	1:14.009	28	7.292	1:14.161	73	6.130	1:13.567	73	2.659	1:14.021
3	7.193	1:14.429	3	7.721	1:14.130	3	7.700	1:13.643	3	7.671	1:14.213	66	1 LAP	1:21.203
11	7.877	1:14.834	11	7.954	1:13.679	11	7.897	1:13.607	11	8.010	1:14.355	3	5.115	1:14.936
52	11.063	1:13.938	52	11.744	1:14.283	52	12.141	1:14.061	28	8.629	1:15.579	28	5.289	1:14.152
26	15.563	1:14.430	26	16.626	1:14.665	87	1 LAP	1:27.256	52	13.530	1:15.631	11	5.427	1:14.909
9	16.456	1:14.663	4	16.886	1:13.071	4	16.083	1:12.861	4	22.554	1:20.713	52	11.595	1:15.557
4	17.417	1:14.281	9	17.744	1:14.890	26	16.912	1:13.950	9	23.018	1:18.364	4	18.474	1:13.412
5	17.834	1:15.040	5	18.184	1:13.952	9	18.896	1:14.816	5	23.563	1:16.988	5	21.116	1:15.045
61	18.655	1:14.749	61	18.447	1:13.394	5	20.817	1:16.297	26	23.860	1:21.190	69	22.665	1:15.702
69	19.553	1:15.892	69	21.056	1:15.105	69	22.753	1:15.361	69	24.455	1:15.944	81	22.812	1:15.568
81	20.300	1:15.727	81	21.355	1:14.657	81	22.931	1:15.240	81	24.736	1:16.047	27	36.732	1:20.525
27	23.686	1:16.472	27	26.904	1:16.820	27	30.005	1:16.765	87	1 LAP	1:31.338	10	37.267	1:19.923
20	25.364	1:16.449	10	29.829	1:17.024	10	32.526	1:16.361	27	33.699	1:17.936	79	38.431	1:19.555
10	26.407	1:17.672	20	29.905	1:18.143	20	33.073	1:16.832	10	34.836	1:16.552	87	1 LAP	1:29.538
79	30.351	1:16.142	79	32.611	1:15.862	79	34.765	1:15.818	20	35.457	1:16.626	20	47.473	1:29.508
19	37.219	1:19.579	19	41.941	1:18.324	19	46.838	1:18.561	79	36.368	1:15.845	36	52.959	1:18.915
36	39.111	1:17.529	36	42.735	1:17.226	36	47.126	1:18.055	36	51.536	1:18.652	19	53.168	1:18.711
68	47.342	1:20.605	68	53.187	1:19.447	68	58.839	1:19.316	19	51.949	1:19.353	68	1:08.235	1:20.859
38	50.190	1:20.377	38	56.301	1:19.713	38	1:01.946	1:19.309	68	1:04.868	1:20.271	38	1:11.597	1:20.986
59	56.112	1:21.708	57	1:05.319	1:20.825	57	1:12.829	1:21.174	38	1:08.103	1:20.399			
21	56.270	1:22.261	59	1:05.751	1:23.241									
57	58.096	1:20.928	21	1:05.955	1:23.287									
66	58.607	1:22.983	66	1:06.224	1:21.219									
87	1:13.403	1:24.116												

Car no 73 - 10sec penalty - J.13.3. - False Start
 Weather / Track : Sunny / Dry

Castle Combe
 Circuit Length = 1.8500 miles.
 Start: 16:03 End: 16:16

Peter Best Insurance MG BCV8 Championship QUALIFYING - RACE 7

POS	NO	CL	NAME	NAT	CAR	TIME	LAPS	GAP	MPH
1	98	D	Steve WILLIAMS		MGB Roadster V8	1:15.030	13		88.76
2	84	D	Peter COLLIS		MGB Roadster	1:15.358	8	0.328	88.37
3	81	C	Adrian BEER		MGB GT V8	1:17.270	11	2.240	86.19
4	78	C	Joe PARRINGTON		MGB GT V8	1:17.627	13	2.597	85.79
5	95	D	Brian HALFORD		MGB GT V8	1:20.739	12	5.709	82.48
6	73	C	Piers TOWNSEND		MGB Roadster	1:21.032	12	6.002	82.19
7	52	B	Spencer McCARTHY		MGB Roadster	1:21.253	12	6.223	81.96
8	92	D	Roy McCARTHY		MGB GT V8	1:21.265	12	6.235	81.95
9	70	B	Russell McCARTHY		MGB Roadster	1:21.414	12	6.384	81.80
10	44	B	Peter SAMUELS		MGB Roadster	1:22.440	12	7.410	80.78
11	80	C	Paul WHITE		MGB GT V8	1:22.515	12	7.485	80.71
12	74	C	Andrew YOUNG		MGC	1:22.754	5	7.724	80.47
13	31	B	Jonathan WHEELER		MGB Roadster	1:23.598	12	8.568	79.66
14	37	B	Barry HOLMES		MGB GT V8	1:24.008	12	8.978	79.27
15	34	B	Brian CAKEBREAD		MGB Roadster	1:24.033	12	9.003	79.25
16	1	B	James WHEELER		MGB Roadster	1:24.064	11	9.034	79.22
17	58	B	Ian PRIOR		MGB Roadster	1:24.632	12	9.602	78.69
18	62	B	Neil CAWTHORN		MGB Roadster	1:24.789	11	9.759	78.54
19	8	A	Ken DEAMER		MGB Roadster	1:31.731	11	16.701	72.60
20	23	AB	Dawn-Marie COX		MGB GT	1:34.414	10	19.384	70.54
21	5	A	Brian J SMETHURST		MGB Roadster	1:43.635	10	28.605	64.26

Car No's 23, 37, 52, 70 & 95 need working transponders please. Car 17 did 3+ laps.

Weather / Track : Sunny / Dry

These results are provisional until the conclusion of any judicial and technical matters.

Castle Combe

Circuit Length = 1.8500 miles.

Start: 11:06 End: 11:21

Clerk Of Course:	Stewards:	Timekeeper:

Peter Best Insurance MG BCV8 Championship QUALIFYING - LAP ANALYSIS

1	James WHEELER	MGB Roadster
1 - 7:30.323	6 - 1:25.032	11 - 1:24.064
2 - 1:43.094	7 - 1:24.321	
3 - 1:31.290	8 - 1:24.819	
4 - 1:28.119	9 - 1:24.232	
5 - 1:25.212	10 - 1:24.184	
5	Brian J SMETHURST	MGB Roadster
1 - 7:14.093	6 - 1:49.235	
2 - 1:54.428	7 - 1:49.316	
3 - 1:49.585	8 - 1:45.219	
4 - 1:48.379	9 - 1:43.635	
5 - 1:46.379	10 - 1:43.891	
8	Ken DEAMER	MGB Roadster
1 - 7:21.018	6 - 1:34.041	11 - 1:31.731
2 - 1:51.046	7 - 1:33.862	
3 - 1:35.979	8 - 1:32.713	
4 - 1:45.252	9 - 1:33.061	
5 - 1:34.435	10 - 1:32.958	
23	Dawn-Marie COX	MGB GT
1 - 7:22.818	6 - 1:34.934	
2 - 1:49.507	7 - 1:34.414	
3 - 1:40.528	8 - 1:35.172	
4 - 1:37.047	9 - 1:35.647	
5 - 1:39.368	10 - 1:35.087	
31	Jonathan WHEELER	MGB Roadster
1 - 7:23.717	6 - 1:24.650	11 - 1:24.236
2 - 1:40.712	7 - 1:25.222	12 - 1:26.127
3 - 1:27.168	8 - 1:24.406	
4 - 1:25.452	9 - 1:24.284	
5 - 1:24.487	10 - 1:23.598	
34	Brian CAKEBREAD	MGB Roadster
1 - 7:10.676	6 - 1:29.406	11 - 1:25.060
2 - 1:45.636	7 - 1:25.482	12 - 1:24.033
3 - 1:26.421	8 - 1:24.092	
4 - 1:26.717	9 - 1:24.761	
5 - 1:26.700	10 - 1:26.636	

Car No's 23, 37, 52, 70 & 95 need working transponders please. Car 17 did 3+ laps.
Weather / Track : Sunny / Dry

Castle Combe
Circuit Length = 1.8500 miles.
Start: 11:06 End: 11:21

Peter Best Insurance MG BCV8 Championship QUALIFYING - LAP ANALYSIS

(contd.)

37	Barry HOLMES	MGB GT V8
1 - 7:08.087	6 - 1:29.325	11 - 1:24.436
2 - 1:40.861	7 - 1:28.190	12 - 1:24.008
3 - 1:30.928	8 - 1:25.693	
4 - 1:28.462	9 - 1:25.130	
5 - 1:27.106	10 - 1:24.334	
44	Peter SAMUELS	MGB Roadster
1 - 7:25.818	6 - 1:23.585	11 - 1:24.589
2 - 1:46.557	7 - 1:23.246	12 - 1:23.702
3 - 1:28.592	8 - 1:22.440	
4 - 1:26.296	9 - 1:22.866	
5 - 1:24.850	10 - 1:24.139	
52	Spencer McCARTHY	MGB Roadster
1 - 7:35.419	6 - 1:22.281	11 - 1:21.408
2 - 1:38.706	7 - 1:23.078	12 - 1:21.253
3 - 1:27.097	8 - 1:22.654	
4 - 1:22.751	9 - 1:21.375	
5 - 1:21.946	10 - 1:22.639	
58	Ian PRIOR	MGB Roadster
1 - 7:18.115	6 - 1:25.250	11 - 1:25.250
2 - 1:46.099	7 - 1:26.764	12 - 1:27.000
3 - 1:27.161	8 - 1:24.632	
4 - 1:27.451	9 - 1:24.988	
5 - 1:25.317	10 - 1:24.645	
62	Neil CAWTHORN	MGB Roadster
1 - 7:39.559	6 - 1:24.789	11 - 1:27.591
2 - 1:37.523	7 - 1:26.650	
3 - 1:30.366	8 - 1:28.307	
4 - 1:27.133	9 - 1:27.336	
5 - 1:25.531	10 - 1:27.093	
70	Russell McCARTHY	MGB Roadster
1 - 7:17.616	6 - 1:22.372	11 - 1:21.809
2 - 1:45.508	7 - 1:21.989	12 - 1:21.414
3 - 1:22.406	8 - 1:21.764	
4 - 1:22.868	9 - 1:21.513	
5 - 1:21.638	10 - 1:21.894	

Car No's 23, 37, 52, 70 & 95 need working transponders please. Car 17 did 3+ laps.
Weather / Track : Sunny / Dry

Castle Combe
Circuit Length = 1.8500 miles.
Start: 11:06 End: 11:21

Peter Best Insurance MG BCV8 Championship QUALIFYING - LAP ANALYSIS

(contd.)

73	Piers TOWNSEND	MGB Roadster
1 - 6:55.682	6 - 1:22.924	11 - 1:21.032
2 - 1:44.193	7 - 1:23.721	12 - 1:21.992
3 - 1:28.139	8 - 1:21.679	
4 - 1:24.312	9 - 1:21.799	
5 - 1:23.594	10 - 1:21.942	
74	Andrew YOUNG	MGC
1 - 7:02.377		
2 - 1:54.792		
3 - 1:28.211		
4 - 1:28.347		
5 - 1:22.754		
78	Joe PARRINGTON	MGB GT V8
1 - 7:06.350	6 - 1:19.740	11 - 1:17.627
2 - 1:39.804	7 - 1:19.471	12 - 1:17.980
3 - 1:22.267	8 - 1:18.583	13 - 1:19.829
4 - 1:19.320	9 - 1:19.096	
5 - 1:18.954	10 - 1:18.141	
80	Paul WHITE	MGB GT V8
1 - 7:00.688	6 - 1:25.991	11 - 1:23.641
2 - 1:40.379	7 - 1:23.395	12 - 1:22.515
3 - 1:26.341	8 - 1:23.957	
4 - 1:24.571	9 - 1:23.086	
5 - 1:23.763	10 - 1:24.096	
81	Adrian BEER	MGB GT V8
1 - 7:34.358	6 - 1:18.762	11 - 1:17.412
2 - 1:53.794	7 - 1:19.848	
3 - 1:20.857	8 - 1:17.679	
4 - 1:19.545	9 - 1:18.475	
5 - 1:18.300	10 - 1:17.270	
84	Peter COLLIS	MGB Roadster
1 - 7:14.484	6 - 1:16.698	
2 - 1:30.682	7 - 1:34.987	
3 - 1:19.391	8 - 1:15.358	
4 - 1:15.918		
5 - 1:16.698		

Car No's 23, 37, 52, 70 & 95 need working transponders please. Car 17 did 3+ laps.
Weather / Track : Sunny / Dry

Castle Combe
Circuit Length = 1.8500 miles.
Start: 11:06 End: 11:21

Peter Best Insurance MG BCV8 Championship QUALIFYING - LAP ANALYSIS

(contd.)

92	Roy McCARTHY			MGB GT V8
1 -	7:28.819	6 -	1:21.490	11 - 1:21.351
2 -	1:43.821	7 -	1:22.365	12 - 1:22.032
3 -	1:27.322	8 -	1:22.933	
4 -	1:24.954	9 -	1:21.265	
5 -	1:23.605	10 -	1:22.158	
95	Brian HALFORD			MGB GT V8
1 -	7:03.857	6 -	1:23.134	11 - 1:20.739
2 -	1:40.897	7 -	1:22.464	12 - 1:22.045
3 -	1:25.828	8 -	1:21.588	
4 -	1:22.536	9 -	1:21.495	
5 -	1:22.995	10 -	1:21.620	
98	Steve WILLIAMS			MGB Roadster V8
1 -	6:59.333	6 -	1:17.661	11 - 1:16.572
2 -	1:40.543	7 -	1:16.410	12 - 1:15.218
3 -	1:21.020	8 -	1:15.121	13 - 1:15.030
4 -	1:18.324	9 -	1:15.096	
5 -	1:18.283	10 -	1:16.924	

Car No's 23, 37, 52, 70 & 95 need working transponders please. Car 17 did 3+ laps.
Weather / Track : Sunny / Dry

Peter Best Insurance MG BCV8 Championship

GRID - RACE 7

ROW 9	5	SMETHURST		
ROW 8		8	DEAMER	23
ROW 7	1	WHEELER	58	PRIOR
ROW 6		37	HOLMES	34
ROW 5	80	WHITE	74	YOUNG
ROW 4		70	McCARTHY	44
ROW 3	73	TOWNSEND	52	McCARTHY
ROW 2		78	PARRINGTON	95
ROW 1	98	WILLIAMS	84	COLLIS
				81
				BEER
				POLE

Car No's 23, 37, 52, 70 & 95 need working transponders please. Car 17 did 3+ laps.

Weather / Track : Sunny / Dry

These results are provisional until the conclusion of any judicial and technical matters.

Castle Combe

Circuit Length = 1.8500 miles.

Start: 11:06 End: 11:21

Clerk Of Course:	Stewards:	Timekeeper:
------------------	-----------	-------------

Peter Best Insurance MG BCV8 Championship

RACE CLASSIFICATION - RACE 7

POS	NO	CL	NAME	NAT	CAR	TIME	LAPS	GAP	MPH	BEST
1	98	D	Steve WILLIAMS		MGB Roadster V8	20:13.078	16		87.84	1:14.433
2	81	C	Adrian BEER		MGB GT V8	20:59.570	16	46.492	84.60	1:17.140
3	74	C	Andrew YOUNG		MGC	21:03.364	16	50.286	84.34	1:17.231
4	78	C	Joe PARRINGTON		MGB GT V8	21:11.015	16	57.937	83.83	1:17.233
5	95	D	Brian HALFORD		MGB GT V8	20:17.232	15	1 LAP	82.07	1:19.106
6	92	D	Roy McCARTHY		MGB GT V8	20:25.954	15	1 LAP	81.48	1:18.943
7	73	C	Piers TOWNSEND		MGB Roadster	20:30.485	15	1 LAP	81.18	1:20.329
8	70	B	Russell McCARTHY		MGB Roadster	20:37.763	15	1 LAP	80.71	1:20.693
9	80	C	Paul WHITE		MGB GT V8	20:46.663	15	1 LAP	80.13	1:20.802
10	52	B	Spencer McCARTHY		MGB Roadster	20:49.546	15	1 LAP	79.94	1:20.734
11	44	B	Peter SAMUELS		MGB Roadster	20:56.257	15	1 LAP	79.52	1:22.161
12	1	B	James WHEELER		MGB Roadster	21:00.308	15	1 LAP	79.26	1:22.042
13	31	B	Jonathan WHEELER		MGB Roadster	21:04.293	15	1 LAP	79.01	1:22.899
14	58	B	Ian PRIOR		MGB Roadster	21:07.671	15	1 LAP	78.80	1:23.074
15	37	B	Barry HOLMES		MGB GT V8	21:21.846	15	1 LAP	77.93	1:23.330
16	62	B	Neil CAWTHORN		MGB Roadster	21:25.858	15	1 LAP	77.69	1:23.309
17	34	B	Brian CAKEBREAD		MGB Roadster	21:28.659	15	1 LAP	77.52	1:23.260
18	8	A	Ken DEAMER		MGB Roadster	21:43.345	14	2 LAPS	71.53	1:31.250
19	23	AB	Dawn-Marie COX		MGB GT	20:15.037	13	3 LAPS	71.25	1:31.296
20	5	A	Brian J SMETHURST		MGB Roadster	20:27.366	12	4 LAPS	65.11	1:40.298

NOT CLASSIFIED

84	D	Peter COLLIS		MGB Roadster	12:38.242	10	D.N.F.	87.83	1:14.737
----	---	--------------	--	--------------	-----------	----	--------	-------	----------

FASTEST LAP

98	D	Steve WILLIAMS		MGB Roadster V8	1:14.433	7	89.47mph	143.99kph
81	C	Adrian BEER		MGB GT V8	1:17.140	10	86.33mph	138.94kph
70	B	Russell McCARTHY		MGB Roadster	1:20.693	8	82.53mph	132.82kph
8	A	Ken DEAMER		MGB Roadster	1:31.250	10	72.98mph	117.46kph
23	AB	Dawn-Marie COX		MGB GT	1:31.296	8	72.95mph	117.40kph

Weather / Track : Sunny / Dry
 These results are provisional until the conclusion of any judicial and technical matters.

Castle Combe
 Circuit Length = 1.8500 miles.
 Start: 16:37 End: 16:57

Clerk Of Course:	Stewards:	Timekeeper:
------------------	-----------	-------------

**Peter Best Insurance MG BCV8 Championship
RACE CLASSIFICATION - RACE 7 - LAP CHART**

Lap 1			Lap 2			Lap 3			Lap 4			Lap 5		
No	Behind	Laptime	No	Behind	Laptime	No	Behind	Laptime	No	Behind	Laptime	No	Behind	Laptime
98		1:21.905	98		1:15.300	98		1:15.407	98		1:15.224	98		1:15.153
84	0.188	1:22.093	84	0.476	1:15.588	84	0.225	1:15.156	84	0.615	1:15.614	84	0.596	1:15.134
81	3.314	1:25.219	81	7.860	1:19.846	78	11.919	1:18.961	5	1 LAP	1:43.629	8	1 LAP	1:32.832
78	3.745	1:25.650	78	8.365	1:19.920	81	12.154	1:19.701	78	14.448	1:17.753	23	1 LAP	1:33.280
92	5.746	1:27.651	74	12.025	1:19.581	74	17.022	1:20.404	81	14.686	1:17.756	78	17.350	1:18.055
95	6.971	1:28.876	92	13.472	1:23.026	95	19.632	1:20.980	74	20.109	1:18.311	81	17.504	1:17.971
74	7.744	1:29.649	95	14.059	1:22.388	80	21.986	1:21.038	95	25.732	1:21.324	74	22.718	1:17.762
73	8.436	1:30.341	73	15.166	1:22.030	73	22.536	1:22.777	80	27.564	1:20.802	95	32.630	1:22.051
70	8.814	1:30.719	70	16.042	1:22.528	70	22.850	1:22.215	73	27.972	1:20.660	73	34.249	1:21.430
80	9.371	1:31.276	80	16.355	1:22.284	52	23.171	1:21.958	70	28.817	1:21.191	80	34.418	1:22.007
52	9.608	1:31.513	52	16.620	1:22.312	44	25.201	1:22.958	52	29.257	1:21.310	5	1 LAP	1:43.266
58	10.629	1:32.534	44	17.650	1:22.209	58	27.988	1:23.763	44	32.505	1:22.528	52	34.838	1:20.734
44	10.741	1:32.646	58	19.632	1:24.303	31	28.861	1:23.711	58	36.260	1:23.496	70	34.858	1:21.194
31	11.501	1:33.406	1	20.143	1:23.366	1	30.444	1:25.708	31	36.905	1:23.268	44	39.794	1:22.442
1	12.077	1:33.982	31	20.557	1:24.356	34	33.112	1:25.256	1	37.695	1:22.475	58	44.260	1:23.153
34	13.942	1:35.847	34	23.263	1:24.621	92	33.402	1:35.337	92	38.344	1:20.166	92	44.643	1:21.452
37	14.796	1:36.701	37	24.470	1:24.974	37	35.197	1:26.134	34	42.108	1:24.220	31	45.805	1:24.053
62	15.481	1:37.386	62	25.910	1:25.729	62	35.998	1:25.495	37	44.567	1:24.594	1	46.257	1:23.715
8	21.937	1:43.842	8	39.820	1:33.183	8	58.228	1:33.815	62	45.675	1:24.901	34	51.309	1:24.354
23	22.485	1:44.390	23	40.222	1:33.037	23	58.522	1:33.707				37	53.673	1:24.259
5	26.832	1:48.737	5	53.587	1:42.055							62	54.428	1:23.906

**Peter Best Insurance MG BCV8 Championship
RACE CLASSIFICATION - RACE 7 - LAP CHART**

(contd.)

Lap 6			Lap 7			Lap 8			Lap 9			Lap 10		
No	Behind	Laptime	No	Behind	Laptime	No	Behind	Laptime	No	Behind	Laptime	No	Behind	Laptime
98		1:14.942	98		1:14.433	98		1:14.675	98		1:15.168	98		1:15.090
84	0.530	1:14.876	84	1.069	1:14.972	84	1.546	1:15.152	84	1.298	1:14.920	84	0.945	1:14.737
8	1 LAP	1:32.437	78	24.292	1:18.181	5	2 LAPS	1:41.793	34	1 LAP	1:24.366	58	1 LAP	1:23.847
23	1 LAP	1:32.755	81	24.423	1:18.095	81	26.923	1:17.175	37	1 LAP	1:25.061	1	1 LAP	1:24.216
78	20.544	1:18.136	74	29.292	1:18.311	78	27.745	1:18.128	62	1 LAP	1:25.142	31	1 LAP	1:23.797
81	20.761	1:18.199	8	1 LAP	1:32.200	74	32.159	1:17.542	81	29.114	1:17.359	37	1 LAP	1:24.361
74	25.414	1:17.638	23	1 LAP	1:32.241	95	50.829	1:20.115	78	29.819	1:17.242	62	1 LAP	1:24.260
95	39.416	1:21.728	95	45.389	1:20.406	8	1 LAP	1:31.561	74	35.599	1:18.608	34	1 LAP	1:29.162
73	40.934	1:21.627	73	47.294	1:20.793	73	54.100	1:21.481	5	2 LAPS	1:40.298	81	31.164	1:17.140
70	41.920	1:22.004	52	48.966	1:21.242	23	1 LAP	1:32.430	95	55.783	1:20.122	78	31.965	1:17.236
52	42.157	1:22.261	70	49.346	1:21.859	70	55.364	1:20.693	73	1:00.902	1:21.970	74	37.837	1:17.328
44	47.845	1:22.993	44	55.573	1:22.161	52	55.602	1:21.311	70	1:01.389	1:21.193	95	1:01.236	1:20.543
92	50.725	1:21.024	92	56.389	1:20.097	92	1:02.054	1:20.340	52	1:01.752	1:21.318	5	2 LAPS	1:40.334
80	51.055	1:31.579	80	57.858	1:21.236	80	1:04.019	1:20.836	92	1:07.169	1:20.283	73	1:07.538	1:21.726
58	53.817	1:24.499	58	1:02.458	1:23.074	44	1:04.500	1:23.602	8	1 LAP	1:31.891	70	1:08.327	1:22.028
31	54.234	1:23.371	1	1:03.149	1:23.019	58	1:11.411	1:23.628	23	1 LAP	1:31.296	92	1:12.305	1:20.226
1	54.563	1:23.248	31	1:03.262	1:23.461	1	1:11.706	1:23.232	80	1:11.075	1:22.224			
34	1:00.760	1:24.393	34	1:10.436	1:24.109	31	1:12.479	1:23.892	44	1:12.298	1:22.966			
5	1 LAP	1:42.583	37	1:13.137	1:25.156									
37	1:02.414	1:23.683	62	1:13.826	1:24.752									
62	1:03.507	1:24.021												

**Peter Best Insurance MG BCV8 Championship
RACE CLASSIFICATION - RACE 7 - LAP CHART**

(contd.)

Lap 11			Lap 12			Lap 13			Lap 14			Lap 15		
No	Behind	Laptime	No	Behind	Laptime	No	Behind	Laptime	No	Behind	Laptime	No	Behind	Laptime
98		1:17.057	98		1:15.551	98		1:15.786	98		1:15.003	98		1:15.624
80	1 LAP	1:25.231	80	1 LAP	1:21.576	73	1 LAP	1:20.329	73	1 LAP	1:20.394	95	1 LAP	1:19.542
52	1 LAP	1:34.894	52	1 LAP	1:21.919	92	1 LAP	1:19.756	92	1 LAP	1:19.129	92	1 LAP	1:18.975
44	1 LAP	1:25.157	44	1 LAP	1:23.113	70	1 LAP	1:24.018	70	1 LAP	1:23.308	73	1 LAP	1:21.557
8	2 LAPS	1:32.786	5	3 LAPS	1:41.106	80	1 LAP	1:21.458	80	1 LAP	1:21.653	70	1 LAP	1:21.313
58	1 LAP	1:23.783	1	1 LAP	1:23.100	52	1 LAP	1:21.837	52	1 LAP	1:21.745	80	1 LAP	1:21.432
1	1 LAP	1:23.474	58	1 LAP	1:24.259	44	1 LAP	1:23.312	44	1 LAP	1:23.421	52	1 LAP	1:22.735
23	2 LAPS	1:33.533	31	1 LAP	1:23.681	1	1 LAP	1:22.847	1	1 LAP	1:22.042	44	1 LAP	1:23.806
31	1 LAP	1:23.521	8	2 LAPS	1:31.250	31	1 LAP	1:22.899	31	1 LAP	1:23.037	1	1 LAP	1:22.803
37	1 LAP	1:23.953	23	2 LAPS	1:31.439	58	1 LAP	1:24.073	58	1 LAP	1:24.547	31	1 LAP	1:23.716
62	1 LAP	1:23.752	37	1 LAP	1:23.330	81	36.915	1:18.382	78	40.780	1:17.233	81	44.113	1:18.851
34	1 LAP	1:23.713	62	1 LAP	1:23.309	78	38.550	1:19.379	81	40.886	1:18.974	58	1 LAP	1:24.428
81	31.941	1:17.834	34	1 LAP	1:23.260	5	3 LAPS	1:41.488	74	45.864	1:17.494	74	49.252	1:19.012
78	33.098	1:18.190	81	34.319	1:17.929	8	2 LAPS	1:31.337	37	1 LAP	1:24.575	78	56.893	1:31.737
74	38.394	1:17.614	78	34.957	1:17.410	74	43.373	1:19.085	34	1 LAP	1:24.743	37	1 LAP	1:23.350
95	1:04.609	1:20.430	74	40.074	1:17.231	37	1 LAP	1:27.734	62	1 LAP	1:25.117	34	1 LAP	1:23.322
73	1:12.044	1:21.563	95	1:09.483	1:20.425	34	1 LAP	1:27.252	8	2 LAPS	1:31.997	62	1 LAP	1:24.378
70	1:13.592	1:22.322				62	1 LAP	1:28.049	23	2 LAPS	1:31.752	8	2 LAPS	1:31.581
92	1:14.191	1:18.943				23	2 LAPS	1:33.108	5	3 LAPS	1:41.189			
						95	1:12.803	1:19.106						

**Peter Best Insurance MG BCV8 Championship
RACE CLASSIFICATION - RACE 7 - LAP CHART**

(contd.)

Lap 16			Lap 17			Lap 18			Lap 19			Lap 20		
No	Behind	Laptime	No	Behind	Laptime	No	Behind	Laptime	No	Behind	Laptime	No	Behind	Laptime
98		1:16.760												
23	3 LAPS	1:32.069												
95	1 LAP	1:19.196												
92	1 LAP	1:19.549												
5	4 LAPS	1:40.888												
73	1 LAP	1:21.807												
70	1 LAP	1:21.178												
80	1 LAP	1:22.031												
52	1 LAP	1:22.457												
44	1 LAP	1:22.943												
81	46.492	1:19.139												
1	1 LAP	1:23.081												
74	50.286	1:17.794												
31	1 LAP	1:24.124												
58	1 LAP	1:24.284												
78	57.937	1:17.804												
37	1 LAP	1:23.981												
62	1 LAP	1:25.661												
34	1 LAP	1:30.041												
8	2 LAPS	1:32.633												