



Race Meeting

Silverstone Circuit

24th September 2005



Results Provided by MST Sports Timing Ltd
www.msttiming.com

MGCC TOTAL BUTLER Championship QUALIFYING - RACE 1

POS	NO	CL	NAME	NAT	CAR	TIME	LAPS	GAP	MPH
1	1	B	David BROOKE		MGB	1:11.236	13		82.82
2	17	B	David BERESFORD		MGB GT V8	1:11.294	13	0.058	82.76
3	48	A	Alan BOTELLE		MG 1300	1:11.496	12	0.260	82.52
4	35	A	Stuart MUSK		MG Midget	1:12.784	13	1.548	81.06
5	45	B	Mike HARRIS		MGB	1:12.968	13	1.732	80.86
6	65	B	Simon MERRIOTT		MGB	1:13.175	13	1.939	80.63
7	15	C	James WALPOLE		MGB	1:14.213	13	2.977	79.50
8	22	D	Dave BROWN		MGF	1:14.259	13	3.023	79.45
9	76	D	Paul RIGG		MGF	1:14.447	13	3.211	79.25
10	58	B	Terry BURROWS		MGB	1:15.054	12	3.818	78.61
11	38	C	James DARBY		MGB GT	1:15.930	13	4.694	77.70
12	94	D	Andrew RADFORD		MGF	1:16.282	12	5.046	77.35
13	43	A	Simon HUTCHINSON		MG Midget	1:16.559	4	5.323	77.07
14	57	C	Paul EALES		MGB GT	1:16.731	12	5.495	76.89
15	32	C	Alan KYSON		MGA	1:17.047	13	5.811	76.58
16	29	C	James PITT		MGB	1:18.433	7	7.197	75.22
17	3	C	Rob MUIR		MGB	1:18.536	12	7.300	75.13
18	69	C	Peter HOUSE		MG TC	1:19.677	12	8.441	74.05
19	52	C	Andrew COX		MG TC	1:19.746	10	8.510	73.99
20	85	C	Niall CAMPBELL		MG Metro	1:20.097	12	8.861	73.66
21	12	B	Pat FENN		MGB	1:21.564	6	10.328	72.34
22	59	C	Simon POLLEY		MG Midget	1:22.085	11	10.849	71.88
23	68	C	Nick ASHMAN		MG TF	1:23.136	11	11.900	70.97
24	5	C	John WREGHITT		MGB	1:25.504	11	14.268	69.00
25	2	C	John BUSSEY		MG TC	1:30.413	7	19.177	65.26

Weather / Track : Cloudy / Dry

These results are provisional until the conclusion of any judicial and technical matters.

Silverstone

Circuit Length = 1.6390 miles.

Start: 09:00 End: 09:15

Clerk Of Course:	Stewards:	Timekeeper:
------------------	-----------	-------------

MGCC TOTAL BUTLER Championship QUALIFYING - LAP ANALYSIS

1	David BROOKE	MGB
1 - X:00.000	6 - 1:19.800	11 - 1:11.551
2 - 1:17.329	7 - 1:22.394	12 - 1:11.236
3 - 1:16.245	8 - 1:15.324	13 - 1:11.281
4 - 1:12.634	9 - 1:13.753	
5 - 1:12.426	10 - 1:12.570	
2	John BUSSEY	MG TC
1 - X:00.000	6 - 1:30.413	
2 - 2:11.899P	7 - 1:37.099P	
3 - 1:58.762		
4 - 1:50.622		
5 - 1:49.505		
3	Rob MUIR	MGB
1 - X:00.000	6 - 1:20.766	11 - 1:20.180
2 - 1:24.811	7 - 1:19.606	12 - 1:18.536
3 - 1:23.146	8 - 1:20.958	
4 - 1:19.382	9 - 1:18.894	
5 - 1:20.748	10 - 1:19.053	
5	John WREGHITT	MGB
1 - X:00.000	6 - 1:30.522	11 - 1:25.680
2 - 1:31.351	7 - 1:34.772	
3 - 1:27.393	8 - 1:27.100	
4 - 1:28.225	9 - 1:25.504	
5 - 1:28.775	10 - 1:26.288	
12	Pat FENN	MGB
1 - X:00.000	6 - 1:24.562	
2 - 1:32.027		
3 - 1:23.198		
4 - 1:21.564		
5 - 1:23.828		
15	James WALPOLE	MGB
1 - X:00.000	6 - 1:18.795	11 - 1:14.213
2 - 1:20.680	7 - 1:14.708	12 - 1:15.327
3 - 1:17.625	8 - 1:16.863	13 - 1:14.531
4 - 1:15.273	9 - 1:15.733	
5 - 1:15.791	10 - 1:17.098	

MGCC TOTAL BUTLER Championship QUALIFYING - LAP ANALYSIS

(contd.)

17	David BERESFORD	MGB GT V8
1 - X:00.000	6 - 1:14.271	11 - 1:11.610
2 - 1:21.400	7 - 1:22.363	12 - 1:11.294
3 - 1:14.844	8 - 1:15.960	13 - 1:11.726
4 - 1:12.690	9 - 1:17.516	
5 - 1:12.008	10 - 1:12.188	
22	Dave BROWN	MGF
1 - X:00.000	6 - 1:16.066	11 - 1:14.259
2 - 1:19.813	7 - 1:14.654	12 - 1:16.396
3 - 1:17.758	8 - 1:16.714	13 - 1:15.199
4 - 1:15.328	9 - 1:14.685	
5 - 1:15.598	10 - 1:16.161	
29	James PITT	MGB
1 - X:00.000	6 - 1:18.434	
2 - 1:25.320	7 - 1:18.433	
3 - 1:25.239		
4 - 1:21.824		
5 - 1:19.483		
32	Alan KYSON	MGA
1 - X:00.000	6 - 1:17.530	11 - 1:17.048
2 - 1:23.559	7 - 1:17.256	12 - 1:17.047
3 - 1:19.674	8 - 1:18.196	13 - 1:18.289
4 - 1:18.285	9 - 1:18.259	
5 - 1:17.604	10 - 1:18.041	
35	Stuart MUSK	MG Midget
1 - X:00.000	6 - 1:17.159	11 - 1:13.177
2 - 1:20.711	7 - 1:14.468	12 - 1:13.004
3 - 1:24.935	8 - 1:17.546	13 - 1:31.599
4 - 1:15.967	9 - 1:14.730	
5 - 1:14.028	10 - 1:12.784	
38	James DARBY	MGB GT
1 - X:00.000	6 - 1:19.269	11 - 1:15.930
2 - 1:22.581	7 - 1:17.802	12 - 1:16.063
3 - 1:23.031	8 - 1:16.503	13 - 1:17.635
4 - 1:17.276	9 - 1:16.530	
5 - 1:16.312	10 - 1:15.953	

MGCC TOTAL BUTLER Championship QUALIFYING - LAP ANALYSIS

(contd.)

43	Simon HUTCHINSON			MG Midget
	1 - X:00.000			
	2 - 1:23.715			
	3 - 1:17.711			
	4 - 1:16.559			
45	Mike HARRIS			MGB
	1 - X:00.000	6 - 1:18.128	11 - 1:13.078	
	2 - 1:18.576	7 - 1:16.257	12 - 1:12.968	
	3 - 1:14.298	8 - 1:16.764	13 - 1:14.317	
	4 - 1:14.030	9 - 1:20.394		
	5 - 1:13.014	10 - 1:13.368		
48	Alan BOTELLE			MG 1300
	1 - X:00.000	6 - 1:28.840	11 - 1:11.496	
	2 - 1:37.245	7 - 1:25.211	12 - 1:14.630	
	3 - 1:37.628	8 - 1:13.213		
	4 - 1:14.878	9 - 1:12.460		
	5 - 1:21.823	10 - 1:11.982		
52	Andrew COX			MG TC
	1 - X:00.000	6 - 1:27.600		
	2 - 1:34.728	7 - 1:24.397		
	3 - 1:28.503	8 - 1:23.638		
	4 - 1:24.221	9 - 1:19.746		
	5 - 1:25.816	10 - 1:35.135P		
57	Paul EALES			MGB GT
	1 - X:00.000	6 - 1:21.838	11 - 1:17.509	
	2 - 1:27.046	7 - 1:18.970	12 - 1:16.731	
	3 - 1:22.479	8 - 1:22.360		
	4 - 1:19.424	9 - 1:19.044		
	5 - 1:20.835	10 - 1:17.034		
58	Terry BURROWS			MGB
	1 - X:00.000	6 - 1:21.605	11 - 1:18.255	
	2 - 1:22.788	7 - 1:15.113	12 - 1:17.352	
	3 - 1:16.783	8 - 1:24.946		
	4 - 1:15.903	9 - 1:22.711		
	5 - 1:15.846	10 - 1:15.054		

MGCC TOTAL BUTLER Championship QUALIFYING - LAP ANALYSIS

(contd.)

59	Simon POLLEY		MG Midget
1 -	X:00.000	6 - 1:23.823	11 - 1:45.114P
2 -	1:33.090	7 - 1:24.165	
3 -	1:27.155	8 - 1:23.949	
4 -	1:23.167	9 - 1:22.249	
5 -	1:24.708	10 - 1:22.085	
65	Simon MERRIOTT		MGB
1 -	X:00.000	6 - 1:17.433	11 - 1:13.400
2 -	1:25.201	7 - 1:17.785	12 - 1:13.175
3 -	1:18.704	8 - 1:17.540	13 - 1:15.720
4 -	1:15.375	9 - 1:16.752	
5 -	1:14.840	10 - 1:14.066	
68	Nick ASHMAN		MG TF
1 -	X:00.000	6 - 1:27.037	11 - 1:23.136
2 -	1:34.470	7 - 1:25.837	
3 -	1:26.711	8 - 1:26.122	
4 -	1:28.053	9 - 1:23.961	
5 -	1:24.530	10 - 1:23.295	
69	Peter HOUSE		MG TC
1 -	X:00.000	6 - 1:22.807	11 - 1:20.014
2 -	1:30.136	7 - 1:20.717	12 - 1:20.171
3 -	1:21.583	8 - 1:23.641	
4 -	1:19.677	9 - 1:19.972	
5 -	1:21.723	10 - 1:19.820	
76	Paul RIGG		MGF
1 -	X:00.000	6 - 1:16.489	11 - 1:14.447
2 -	1:23.418	7 - 1:22.117	12 - 1:15.199
3 -	1:20.497	8 - 1:17.042	13 - 1:16.649
4 -	1:17.434	9 - 1:17.321	
5 -	1:15.670	10 - 1:15.660	
85	Niall CAMPBELL		MG Metro
1 -	X:00.000	6 - 1:26.682	11 - 1:20.097
2 -	1:33.286	7 - 1:23.148	12 - 1:20.784
3 -	1:26.123	8 - 1:23.680	
4 -	1:22.814	9 - 1:21.974	
5 -	1:27.141	10 - 1:21.325	


MGCC TOTAL BUTLER Championship QUALIFYING - LAP ANALYSIS

(contd.)

94	Andrew RADFORD				MGF
1 - X:00.000	6 - 1:19.000	11 - 1:17.750			
2 - 1:26.358	7 - 1:16.682	12 - 1:16.282			
3 - 1:23.718	8 - 1:17.871				
4 - 1:19.463	9 - 1:17.272				
5 - 1:20.090	10 - 1:16.558				

MGCC TOTAL BUTLER Championship

GRID - RACE 1

ROW 13	2	BUSSEY	
ROW 12	68	ASHMAN	5 WREGHITT
ROW 11	12	FENN	59 POLLEY
ROW 10	52	COX	85 CAMPBELL
ROW 9	3	MUIR	69 HOUSE
ROW 8	32	KYSON	29 PITT
ROW 7	43	HUTCHINSON	57 EALES
ROW 6	38	DARBY	94 RADFORD
ROW 5	76	RIGG	58 BURROWS
ROW 4	15	WALPOLE	22 BROWN
ROW 3	45	HARRIS	65 MERRIOTT
ROW 2	48	BOTELLE	35 MUSK
ROW 1	1	BROOKE	17 BERESFORD
POLE			
			

Weather / Track : Cloudy / Dry

These results are provisional until the conclusion of any judicial and technical matters.

Silverstone
 Circuit Length = 1.6390 miles.
 Start: 09:00 End: 09:15

Clerk Of Course:	Stewards:	Timekeeper:
------------------	-----------	-------------

MGCC TOTAL BUTLER Championship

RACE CLASSIFICATION - RACE 1

POS	NO	CL	NAME	NAT	CAR	TIME	LAPS	GAP	MPH	BEST
1	1	B	David BROOKE		MGB	15:44.154	13		81.42	1:11.328
2	17	B	David BERESFORD		MGB GT V8	15:55.362	13	11.208	80.47	1:12.023
3	35	A	Stuart MUSK		MG Midget	16:04.083	13	19.929	79.74	1:12.545
4	65	B	Simon MERRIOTT		MGB	16:21.180	13	37.026	78.35	1:13.930
5	43	A	Simon HUTCHINSON		MG Midget	16:31.859	13	47.705	77.51	1:13.455
6	58	B	Terry BURROWS		MGB	16:36.928	13	52.774	77.11	1:14.812
7	22	D	Dave BROWN		MGF	16:42.469	13	58.315	76.69	1:14.932
8	76	D	Paul RIGG		MGF	16:43.871	13	59.717	76.58	1:15.063
9	94	D	Andrew RADFORD		MGF	16:46.912	13	1:02.758	76.35	1:15.121
10	38	C	James DARBY		MGB GT	16:52.778	13	1:08.624	75.91	1:15.856
11	32	C	Alan KYSON		MGA	16:53.753	13	1:09.599	75.83	1:16.140
12	29	C	James PITT		MGB	15:51.537	12	1 LAP	74.59	1:16.894
13	57	C	Paul EALES		MGB GT	15:55.127	12	1 LAP	74.31	1:16.474
14	69	C	Peter HOUSE		MG TC	15:58.127	12	1 LAP	74.08	1:17.817
15	3	C	Rob MUIR		MGB	16:00.309	12	1 LAP	73.91	1:17.717
16	2	C	John BUSSEY		MG TC	16:04.840	12	1 LAP	73.56	1:18.459
17	85	C	Niall CAMPBELL		MG Metro	16:17.596	12	1 LAP	72.60	1:19.557
18	59	C	Simon POLLEY		MG Midget	16:18.074	12	1 LAP	72.57	1:19.120
19	68	C	Nick ASHMAN		MG TF	16:54.111	12	1 LAP	69.99	1:21.753
20	5	C	John WREGHITT		MGB	15:44.650	11	2 LAPS	68.89	1:22.417

NOT CLASSIFIED

48	A	Alan BOTELLE		MG 1300	9:47.387	8	D.N.F.	80.66	1:11.580
52	C	Andrew COX		MG TC	11:04.625	8	D.N.F.	71.28	1:17.894
15	C	James WALPOLE		MGB	5:19.552	4	D.N.F.	74.41	1:15.417

FASTEST LAP

1	B	David BROOKE		MGB	1:11.328	11	82.72mph	133.12kph
48	A	Alan BOTELLE		MG 1300	1:11.580	8	82.43mph	132.65kph
22	D	Dave BROWN		MGF	1:14.932	12	78.74mph	126.72kph
15	C	James WALPOLE		MGB	1:15.417	3	78.23mph	125.91kph

Weather / Track : Sunny / Dry
 These results are provisional until the conclusion of any judicial and technical matters.

Silverstone
 Circuit Length = 1.6390 miles.
 Start: 12:56 End: 13:12

Clerk Of Course:	Stewards:	Timekeeper:
------------------	-----------	-------------

**MGCC TOTAL BUTLER Championship
RACE CLASSIFICATION - RACE 1 - LAP CHART**

Lap 1			Lap 2			Lap 3			Lap 4			Lap 5		
No	Behind	Laptime	No	Behind	Laptime	No	Behind	Laptime	No	Behind	Laptime	No	Behind	Laptime
1		1:21.212	1		1:12.129	1		1:12.249	1		1:11.879	1		1:11.972
48	0.800	1:22.012	17	1.262	1:12.495	48	1.563	1:12.109	17	1.841	1:12.023	17	2.076	1:12.207
17	0.896	1:22.108	48	1.703	1:13.032	17	1.697	1:12.684	48	2.418	1:12.734	48	2.570	1:12.124
35	1.470	1:22.682	35	2.356	1:13.015	35	2.652	1:12.545	35	3.415	1:12.642	35	4.209	1:12.766
43	5.274	1:26.486	65	8.266	1:14.867	65	10.486	1:14.469	65	12.814	1:14.207	65	14.931	1:14.089
65	5.528	1:26.740	43	8.911	1:15.766	43	11.228	1:14.566	43	13.498	1:14.149	43	16.408	1:14.882
22	7.371	1:28.583	15	10.795	1:15.491	15	13.963	1:15.417	58	19.142	1:15.644	58	22.805	1:15.635
15	7.433	1:28.645	58	12.596	1:16.495	58	15.377	1:15.030	15	22.083	1:19.999	22	28.466	1:17.542
76	8.029	1:29.241	22	13.094	1:17.852	22	17.497	1:16.652	22	22.896	1:17.278	94	29.322	1:17.405
58	8.230	1:29.442	76	13.453	1:17.553	76	17.991	1:16.787	76	23.454	1:17.342	38	30.353	1:17.569
94	8.414	1:29.626	94	14.003	1:17.718	94	18.583	1:16.829	94	23.889	1:17.185	76	30.355	1:18.873
38	9.543	1:30.755	38	14.620	1:17.206	38	19.373	1:17.002	38	24.756	1:17.262	57	30.825	1:17.336
57	10.292	1:31.504	57	15.953	1:17.790	57	20.178	1:16.474	57	25.461	1:17.162	32	31.119	1:16.287
32	10.782	1:31.994	32	16.992	1:18.339	32	21.243	1:16.500	32	26.804	1:17.440	69	37.976	1:19.236
69	11.180	1:32.392	69	17.863	1:18.812	69	23.651	1:18.037	69	30.712	1:18.940	29	40.128	1:17.762
29	12.926	1:34.138	29	20.519	1:19.722	29	25.646	1:17.376	29	34.338	1:20.571	3	41.521	1:18.540
3	13.513	1:34.725	3	22.052	1:20.668	3	28.611	1:18.808	3	34.953	1:18.221	2	43.573	1:18.778
59	15.309	1:36.521	2	22.950	1:19.550	2	30.016	1:19.315	2	36.767	1:18.630	52	46.371	1:17.922
2	15.529	1:36.741	59	24.577	1:21.397	85	33.279	1:20.252	52	40.421	1:17.894	85	49.707	1:19.867
85	15.867	1:37.079	85	25.276	1:21.538	59	34.143	1:21.815	85	41.812	1:20.412	59	50.411	1:19.727
68	18.239	1:39.451	52	28.435	1:20.678	52	34.406	1:18.220	59	42.656	1:20.392	68	1:00.572	1:22.971
52	19.886	1:41.098	68	29.253	1:23.143	68	38.757	1:21.753	68	49.573	1:22.695	5	1:05.417	1:23.616
5	20.221	1:41.433	5	32.424	1:24.332	5	43.235	1:23.060	5	53.773	1:22.417			

MGCC TOTAL BUTLER Championship
RACE CLASSIFICATION - RACE 1 - LAP CHART
 (contd.)

Lap 6			Lap 7			Lap 8			Lap 9			Lap 10		
No	Behind	Laptime	No	Behind	Laptime	No	Behind	Laptime	No	Behind	Laptime	No	Behind	Laptime
1		1:11.824	1		1:12.227	1		1:11.576	1		1:11.391	1		1:11.737
48	2.711	1:11.965	68	1 LAP	1:23.499	48	2.319	1:11.580	85	1 LAP	1:20.433	17	7.878	1:12.772
17	2.867	1:12.615	48	2.315	1:11.831	17	5.854	1:12.871	59	1 LAP	1:20.352	85	1 LAP	1:19.870
35	5.441	1:13.056	17	4.559	1:13.919	35	8.720	1:13.815	17	6.843	1:12.380	59	1 LAP	1:19.975
65	17.294	1:14.187	5	1 LAP	1:24.809	68	1 LAP	1:23.463	52	1 LAP	1:32.011P	35	13.858	1:14.505
43	18.902	1:14.318	35	6.481	1:13.267	5	1 LAP	1:25.149	35	11.090	1:13.761	65	28.041	1:14.925
58	27.309	1:16.328	65	19.754	1:14.687	65	22.108	1:13.930	68	1 LAP	1:23.344	43	29.906	1:14.780
22	33.253	1:16.611	43	20.491	1:13.816	43	22.992	1:14.077	65	24.853	1:14.136	68	1 LAP	1:24.194
94	33.651	1:16.153	58	31.189	1:16.107	58	35.145	1:15.532	43	26.863	1:15.262	58	42.835	1:15.276
76	34.792	1:16.261	22	36.634	1:15.608	22	40.543	1:15.485	5	1 LAP	1:24.975	5	1 LAP	1:25.112
38	35.285	1:16.756	94	37.447	1:16.023	76	41.342	1:15.063	58	39.296	1:15.542	22	48.684	1:15.506
57	36.313	1:17.312	76	37.855	1:15.290	94	42.140	1:16.269	22	44.915	1:15.763	76	49.053	1:15.503
32	36.634	1:17.339	38	39.106	1:16.048	38	43.386	1:15.856	76	45.287	1:15.336	94	49.688	1:15.555
69	45.610	1:19.458	32	40.575	1:16.168	32	45.139	1:16.140	94	45.870	1:15.121	38	53.727	1:16.538
29	45.652	1:17.348	57	48.933	1:24.847	57	56.421	1:19.064	38	48.926	1:16.931	32	55.208	1:16.736
3	47.811	1:18.114	29	50.319	1:16.894	29	56.837	1:18.094	32	50.209	1:16.461	29	1:08.106	1:17.444
2	50.261	1:18.512	69	52.147	1:18.764	69	58.532	1:17.961	29	1:02.399	1:16.953	57	1:10.837	1:18.169
52	53.094	1:18.547	3	53.548	1:17.964	3	59.689	1:17.717	57	1:04.405	1:19.375			
85	57.591	1:19.708	2	56.749	1:18.715	2	1:03.812	1:18.639	69	1:04.958	1:17.817			
59	58.678	1:20.091	52	59.122	1:18.255				3	1:07.279	1:18.981			
			85	1:05.024	1:19.660				2	1:11.662	1:19.241			
			59	1:05.571	1:19.120									

MGCC TOTAL BUTLER Championship
RACE CLASSIFICATION - RACE 1 - LAP CHART
 (contd.)

Lap 11			Lap 12			Lap 13			Lap 14			Lap 15		
No	Behind	Laptime	No	Behind	Laptime	No	Behind	Laptime	No	Behind	Laptime	No	Behind	Laptime
1		1:11.328	1		1:11.982	1		1:12.648						
69	1 LAP	1:18.579	29	1 LAP	1:17.720	5	2 LAPS	1:24.478						
3	1 LAP	1:18.383	57	1 LAP	1:18.045	29	1 LAP	1:17.515						
2	1 LAP	1:18.596	69	1 LAP	1:18.688	57	1 LAP	1:18.049						
17	9.397	1:12.847	3	1 LAP	1:18.472	17	11.208	1:13.156						
35	16.641	1:14.111	17	10.700	1:13.285	69	1 LAP	1:19.443						
85	1 LAP	1:19.600	2	1 LAP	1:19.664	3	1 LAP	1:19.716						
59	1 LAP	1:19.397	35	19.235	1:14.576	35	19.929	1:13.342						
65	31.821	1:15.108	85	1 LAP	1:19.557	2	1 LAP	1:18.459						
43	32.714	1:14.136	59	1 LAP	1:19.639	85	1 LAP	1:19.620						
58	47.117	1:15.610	65	34.005	1:14.166	59	1 LAP	1:19.648						
68	1 LAP	1:23.824	43	34.187	1:13.455	65	37.026	1:15.669						
22	52.565	1:15.209	58	49.947	1:14.812	43	47.705	1:26.166						
76	52.973	1:15.248	22	55.515	1:14.932	58	52.774	1:15.475						
94	54.646	1:16.286	76	56.239	1:15.248	22	58.315	1:15.448						
38	59.197	1:16.798	94	59.152	1:16.488	76	59.717	1:16.126						
5	1 LAP	1:25.269	68	1 LAP	1:22.799	94	1:02.758	1:16.254						
32	1:00.650	1:16.770	38	1:03.936	1:16.721	38	1:08.624	1:17.336						
			32	1:05.358	1:16.690	32	1:09.599	1:16.889						
						68	1 LAP	1:22.975						

MGCC MG Trophy QUALIFYING - RACE 2

POS	NO	CL	NAME	NAT	CAR	TIME	LAPS	GAP	MPH
1	99	B	Barry BENHAM		MG ZR	1:06.916	12		88.17
2	95	B	Dean CLEMENTS		MG ZR	1:07.000	14	0.084	88.06
3	96	B	Andy FELLO		MG ZR	1:07.541	14	0.625	87.36
4	91	B	Peter FELIX		MG ZR	1:07.696	13	0.780	87.16
5	5	A	Elliot MASON		MG TF	1:07.993	13	1.077	86.78
6	77	B	Malcolm GAMMONS		MG ZR	1:08.022	11	1.106	86.74
7	76	B	Ben JACQUES		MG ZR	1:08.200	14	1.284	86.51
8	85	B	Sean PETERS		MG ZR	1:08.388	14	1.472	86.27
9	87	B	Colin ROBERTSON		MG ZR	1:08.575	13	1.659	86.04
10	1	A	Mark ROBERTS		MG TF	1:08.671	10	1.755	85.92
11	26	A	Mark STACEY		MG TF	1:08.735	14	1.819	85.84
12	8	A	Ross WOODHOUSE		MG TF	1:08.973	13	2.057	85.54
13	83	B	David COULTHARD		MG ZR	1:09.008	13	2.092	85.50
14	21	A	Paul PHIPPS		MG TF	1:09.418	11	2.502	84.99
15	22	A	Matthew HENNINGS		MG TF	1:09.474	14	2.558	84.93
16	6	A	Goff HOLMES		MG TF	1:09.698	9	2.782	84.65
17	20	A	Robert DAY		MG TF	1:09.768	14	2.852	84.57
18	13	A	Andrew STEEL		MG TF	1:12.140	13	5.224	81.79

Weather / Track : Cloudy / Dry

These results are provisional until the conclusion of any judicial and technical matters.

Silverstone

Circuit Length = 1.6390 miles.

Start: 09:25 End: 09:40

Clerk Of Course:

Stewards:

Timekeeper:

MGCC MG Trophy QUALIFYING - LAP ANALYSIS

1	Mark ROBERTS			MG TF
1 -	7:10.626	6 -	1:08.721	
2 -	1:15.674	7 -	1:55.840P	
3 -	1:10.671	8 -	5:28.060	
4 -	1:08.940	9 -	1:12.498	
5 -	1:08.671	10 -	1:09.348	
5	Elliot MASON			MG TF
1 -	7:26.146	6 -	1:12.774	11 - 1:18.665
2 -	1:16.746	7 -	1:07.993	12 - 1:16.636
3 -	1:10.764	8 -	1:16.800	13 - 1:08.020
4 -	1:11.533	9 -	1:08.303	
5 -	1:17.011	10 -	1:21.164	
6	Goff HOLMES			MG TF
1 -	7:12.089	6 -	1:10.145	
2 -	2:05.340P	7 -	1:10.720	
3 -	6:21.924	8 -	1:10.209	
4 -	1:12.312	9 -	1:09.698	
5 -	1:11.046			
8	Ross WOODHOUSE			MG TF
1 -	7:26.485	6 -	1:09.694	11 - 1:10.273
2 -	1:20.201	7 -	1:23.123	12 - 1:13.309
3 -	1:11.633	8 -	1:09.830	13 - 1:10.133
4 -	1:10.663	9 -	1:08.973	
5 -	1:10.087	10 -	1:10.121	
13	Andrew STEEL			MG TF
1 -	7:24.187	6 -	1:13.238	11 - 1:14.115
2 -	1:23.047	7 -	1:13.018	12 - 1:16.133
3 -	1:13.965	8 -	1:13.801	13 - 1:12.140
4 -	1:12.495	9 -	1:13.722	
5 -	1:14.851	10 -	1:12.930	
20	Robert DAY			MG TF
1 -	7:20.436	6 -	1:10.224	11 - 1:10.772
2 -	1:21.726	7 -	1:10.015	12 - 1:09.768
3 -	1:13.620	8 -	1:11.489	13 - 1:09.977
4 -	1:10.993	9 -	1:10.664	14 - 1:10.139
5 -	1:13.964	10 -	1:10.554	

MGCC MG Trophy QUALIFYING - LAP ANALYSIS

(contd.)


21	Paul PHIPPS		MG TF
1 -	7:19.930	6 - 1:10.307	11 - 3:32.139
2 -	1:17.512	7 - 1:09.984	
3 -	1:13.034	8 - 1:09.418	
4 -	1:11.644	9 - 1:09.915	
5 -	1:11.175	10 - 1:30.481P	
22	Matthew HENNINGS		MG TF
1 -	7:17.414	6 - 1:09.672	11 - 1:10.493
2 -	1:17.781	7 - 1:13.740	12 - 1:10.077
3 -	1:13.211	8 - 1:09.474	13 - 1:10.422
4 -	1:10.514	9 - 1:09.923	14 - 1:10.118
5 -	1:09.792	10 - 1:09.941	
26	Mark STACEY		MG TF
1 -	7:23.379	6 - 1:09.123	11 - 1:09.004
2 -	1:18.977	7 - 1:09.817	12 - 1:08.840
3 -	1:09.996	8 - 1:09.339	13 - 1:08.735
4 -	1:08.838	9 - 1:09.217	14 - 1:09.435
5 -	1:08.736	10 - 1:09.756	
76	Ben JACQUES		MG ZR
1 -	7:19.366	6 - 1:10.133	11 - 1:12.245
2 -	1:17.058	7 - 1:10.972	12 - 1:08.560
3 -	1:14.827	8 - 1:09.169	13 - 1:12.859
4 -	1:09.244	9 - 1:14.888	14 - 1:08.364
5 -	1:09.680	10 - 1:08.200	
77	Malcolm GAMMONS		MG ZR
1 -	7:19.815	6 - 1:08.712	11 - 1:08.022
2 -	1:16.170	7 - 1:09.046	
3 -	1:21.572P	8 - 1:09.900	
4 -	4:20.081	9 - 1:08.264	
5 -	1:10.781	10 - 1:08.902	
83	David COULTHARD		MG ZR
1 -	7:18.613	6 - 1:09.008	11 - 1:09.573
2 -	1:26.955	7 - 1:09.198	12 - 1:26.771
3 -	1:13.994	8 - 1:32.365	13 - 1:10.815
4 -	1:12.169	9 - 1:10.362	
5 -	1:09.225	10 - 1:09.755	

MGCC MG Trophy QUALIFYING - LAP ANALYSIS

(contd.)

85	Sean PETERS			MG ZR
1 -	7:19.832	6 -	1:08.688	11 - 1:08.902
2 -	1:20.826	7 -	1:09.436	12 - 1:08.565
3 -	1:12.393	8 -	1:09.412	13 - 1:08.388
4 -	1:10.161	9 -	1:09.160	14 - 1:09.677
5 -	1:09.485	10 -	1:08.805	
87	Colin ROBERTSON			MG ZR
1 -	7:42.517	6 -	1:08.575	11 - 1:10.135
2 -	1:24.251	7 -	1:08.841	12 - 1:10.419
3 -	1:11.322	8 -	1:23.325	13 - 1:08.750
4 -	1:11.990	9 -	1:08.742	
5 -	1:09.384	10 -	1:08.586	
91	Peter FELIX			MG ZR
1 -	7:19.001	6 -	1:07.696	11 - 1:20.581P
2 -	1:16.802	7 -	1:08.418	12 - 1:55.927
3 -	1:10.768	8 -	1:10.122	13 - 1:07.893
4 -	1:09.863	9 -	1:07.939	
5 -	1:08.554	10 -	1:07.916	
95	Dean CLEMENTS			MG ZR
1 -	7:17.881	6 -	1:07.368	11 - 1:07.238
2 -	1:17.812	7 -	1:07.595	12 - 1:07.321
3 -	1:11.839	8 -	1:07.727	13 - 1:22.581
4 -	1:09.276	9 -	1:08.243	14 - 1:07.000
5 -	1:07.494	10 -	1:07.312	
96	Andy FELLO			MG ZR
1 -	7:16.642	6 -	1:09.107	11 - 1:08.050
2 -	1:17.574	7 -	1:08.927	12 - 1:07.934
3 -	1:11.655	8 -	1:08.556	13 - 1:08.813
4 -	1:11.405	9 -	1:08.160	14 - 1:12.130
5 -	1:09.087	10 -	1:07.541	
99	Barry BENHAM			MG ZR
1 -	7:31.103	6 -	1:07.416	11 - 2:28.198
2 -	1:22.223	7 -	1:07.553	12 - 1:07.754
3 -	1:25.128	8 -	1:06.917	
4 -	1:08.753	9 -	1:06.916	
5 -	1:07.578	10 -	1:21.757P	

**MGCC MG Trophy
GRID - RACE 2**

ROW 9	20 DAY	13 STEEL
ROW 8	22 HENNINGS	6 HOLMES
ROW 7	83 COULTHARD	21 PHIPPS
ROW 6	26 STACEY	8 WOODHOUSE
ROW 5	87 ROBERTSON	1 ROBERTS
ROW 4	76 JACQUES	85 PETERS
ROW 3	5 MASON	77 GAMMONS
ROW 2	96 FELLS	91 FELIX
ROW 1	99 BENHAM	95 CLEMENTS
	POLE	
		

Weather / Track : Sunny / Dry
These results are provisional until the conclusion of any judicial and technical matters.

Silverstone
 Circuit Length = 1.6390 miles.
 Start: 09:25 End: 09:40

Clerk Of Course:	Stewards:	Timekeeper:
------------------	-----------	-------------

MGCC MG Trophy

RACE CLASSIFICATION - RACE 2

POS	NO	CL	NAME	NAT	CAR	TIME	LAPS	GAP	MPH	BEST
1	99	B	Barry BENHAM		MG ZR	15:54.817	14		86.69	1:07.536
2	95	B	Dean CLEMENTS		MG ZR	16:01.780	14	6.963	86.07	1:07.453
3	77	B	Malcolm GAMMONS		MG ZR	16:02.327	14	7.510	86.02	1:07.886
4	91	B	Peter FELIX		MG ZR	16:04.135	14	9.318	85.86	1:08.040
5	96	B	Andy FELLS		MG ZR	16:05.466	14	10.649	85.74	1:08.037
6	87	B	Colin ROBERTSON		MG ZR	16:06.028	14	11.211	85.69	1:07.834
7	76	B	Ben JACQUES		MG ZR	16:06.758	14	11.941	85.62	1:07.903
8	5	A	Elliot MASON		MG TF	16:09.074	14	14.257	85.42	1:08.366
9	1	A	Mark ROBERTS		MG TF	16:09.412	14	14.595	85.39	1:07.815
10	85	B	Sean PETERS		MG ZR	16:20.864	14	26.047	84.39	1:08.468
11	26	A	Mark STACEY		MG TF	16:26.468	14	31.651	83.91	1:08.831
12	21	A	Paul PHIPPS		MG TF	16:28.746	14	33.929	83.72	1:09.302
13	22	A	Matthew HENNINGS		MG TF	16:31.267	14	36.450	83.51	1:09.674
14	8	A	Ross WOODHOUSE		MG TF	16:37.223	14	42.406	83.01	1:09.196
15	83	B	David COULTHARD		MG ZR	16:42.899	14	48.082	82.54	1:09.685
16	20	A	Robert DAY		MG TF	16:43.729	14	48.912	82.47	1:09.577
17	6	A	Goff HOLMES		MG TF	17:04.848	14	1:10.031	80.77	1:11.126
18	13	A	Andrew STEEL		MG TF	15:59.183	13	1 LAP	80.15	1:11.566

FASTEST LAP

95	B	Dean CLEMENTS	MG ZR	1:07.453	10	87.47mph	140.77kph
1	A	Mark ROBERTS	MG TF	1:07.815	10	87.00mph	140.02kph

Weather / Track : Sunny / Dry
 These results are provisional until the conclusion of any judicial and technical matters.

Silverstone
 Circuit Length = 1.6390 miles.
 Start: 13:23 End: 13:39

Clerk Of Course:	Stewards:	Timekeeper:
------------------	-----------	-------------

MGCC MG Trophy
RACE CLASSIFICATION - RACE 2 - LAP CHART

Lap 1			Lap 2			Lap 3			Lap 4			Lap 5		
No	Behind	Laptime	No	Behind	Laptime	No	Behind	Laptime	No	Behind	Laptime	No	Behind	Laptime
99		1:10.586	99		1:07.900	99		1:07.718	99		1:07.896	99		1:08.049
91	2.008	1:12.594	91	3.019	1:08.911	91	3.853	1:08.552	91	4.794	1:08.837	91	5.663	1:08.918
5	2.206	1:12.792	77	3.230	1:08.812	95	4.000	1:08.268	77	5.080	1:08.494	77	5.766	1:08.735
77	2.318	1:12.904	95	3.450	1:08.697	77	4.482	1:08.970	95	5.303	1:09.199	95	5.989	1:08.735
76	2.497	1:13.083	5	3.973	1:09.667	5	4.621	1:08.366	76	5.780	1:08.383	76	6.334	1:08.603
95	2.653	1:13.239	76	4.243	1:09.646	76	5.293	1:08.768	5	6.058	1:09.333	5	6.499	1:08.490
85	2.986	1:13.572	96	4.997	1:09.889	96	5.616	1:08.337	96	6.587	1:08.867	96	7.080	1:08.542
96	3.008	1:13.594	1	5.458	1:09.537	8	8.014	1:09.536	87	9.921	1:08.951	87	9.988	1:08.116
87	3.248	1:13.834	85	5.481	1:10.395	26	8.600	1:10.118	8	10.166	1:10.048	26	11.255	1:08.831
8	3.712	1:14.298	87	5.737	1:10.389	87	8.866	1:10.847	26	10.473	1:09.769	8	11.313	1:09.196
1	3.821	1:14.407	8	6.196	1:10.384	1	11.758	1:14.018	1	12.740	1:08.878	1	12.914	1:08.223
26	4.211	1:14.797	26	6.200	1:09.889	21	12.354	1:11.075	21	14.752	1:10.294	85	16.617	1:09.465
21	6.443	1:17.029	21	8.997	1:10.454	22	13.221	1:10.843	85	15.201	1:09.163	21	17.691	1:10.988
22	7.635	1:18.221	22	10.096	1:10.361	85	13.934	1:16.171	22	15.823	1:10.498	22	18.067	1:10.293
6	8.793	1:19.379	20	16.809	1:13.602	20	20.440	1:11.349	20	23.193	1:10.649	83	25.688	1:10.343
20	11.107	1:21.693	83	17.232	1:12.032	83	20.866	1:11.352	83	23.394	1:10.424	20	26.129	1:10.985
13	12.259	1:22.845	13	18.683	1:14.324	13	24.251	1:13.286	13	29.232	1:12.877	13	33.273	1:12.090
83	13.100	1:23.686	6	23.559	1:22.666	6	27.423	1:11.582	6	31.088	1:11.561	6	34.165	1:11.126


MGCC MG Trophy
RACE CLASSIFICATION - RACE 2 - LAP CHART
 (contd.)

Lap 6			Lap 7			Lap 8			Lap 9			Lap 10		
No	Behind	Laptime	No	Behind	Laptime	No	Behind	Laptime	No	Behind	Laptime	No	Behind	Laptime
99		1:07.805	99		1:07.685	99		1:07.536	99		1:07.928	99		1:08.350
91	6.780	1:08.922	77	7.506	1:08.329	77	8.139	1:08.169	77	8.188	1:07.977	77	7.774	1:07.936
77	6.862	1:08.901	91	7.958	1:08.863	91	8.683	1:08.261	95	8.911	1:08.069	95	8.014	1:07.453
76	7.402	1:08.873	76	8.153	1:08.436	95	8.770	1:07.985	91	9.887	1:09.132	91	9.774	1:08.237
5	7.557	1:08.863	95	8.321	1:07.907	76	9.749	1:09.132	76	10.525	1:08.704	76	10.727	1:08.552
95	8.099	1:09.915	5	8.780	1:08.908	96	9.913	1:08.482	96	10.960	1:08.975	96	10.938	1:08.328
96	8.513	1:09.238	96	8.967	1:08.139	5	10.381	1:09.137	87	11.531	1:08.055	87	11.471	1:08.290
87	10.304	1:08.121	87	10.739	1:08.120	87	11.404	1:08.201	5	11.734	1:09.281	5	11.849	1:08.465
1	13.210	1:08.101	1	14.251	1:08.726	1	15.014	1:08.299	1	15.376	1:08.290	1	14.841	1:07.815
8	13.629	1:10.121	8	15.304	1:09.360	26	17.734	1:09.220	26	19.124	1:09.318	26	20.122	1:09.348
26	13.811	1:10.361	26	16.050	1:09.924	85	21.018	1:09.023	85	21.898	1:08.808	85	22.016	1:08.468
85	18.122	1:09.310	85	19.531	1:09.094	21	24.411	1:09.921	21	26.498	1:10.015	21	28.342	1:10.194
21	19.777	1:09.891	21	22.026	1:09.934	22	25.118	1:09.959	22	27.125	1:09.935	22	29.142	1:10.367
22	20.463	1:10.201	22	22.695	1:09.917	8	29.135	1:21.367	8	31.043	1:09.836	8	33.721	1:11.028
20	28.679	1:10.355	20	31.630	1:10.636	83	34.795	1:10.536	20	37.724	1:10.320	20	40.637	1:11.263
83	29.017	1:11.134	83	31.795	1:10.463	20	35.332	1:11.238	83	37.914	1:11.047	83	40.835	1:11.271
13	38.781	1:13.313	6	43.800	1:12.455	6	48.123	1:11.859	6	51.707	1:11.512	6	54.849	1:11.492
6	39.030	1:12.670	13	44.587	1:13.491	13	48.745	1:11.694	13	52.383	1:11.566	13	55.963	1:11.930

MGCC MG Trophy
RACE CLASSIFICATION - RACE 2 - LAP CHART
 (contd.)

Lap 11			Lap 12			Lap 13			Lap 14			Lap 15		
No	Behind	Laptime	No	Behind	Laptime	No	Behind	Laptime	No	Behind	Laptime	No	Behind	Laptime
99		1:08.648	99		1:08.551	99		1:07.867	99		1:08.298			
77	7.012	1:07.886	77	7.400	1:08.939	95	7.284	1:07.738	13	1 LAP	1:16.087			
95	7.165	1:07.799	95	7.413	1:08.799	77	7.890	1:08.357	95	6.963	1:07.977			
91	9.166	1:08.040	91	8.716	1:08.101	91	9.125	1:08.276	77	7.510	1:07.918			
76	10.187	1:08.108	76	9.539	1:07.903	87	10.369	1:08.194	91	9.318	1:08.491			
96	10.384	1:08.094	87	10.042	1:07.834	96	10.482	1:08.037	96	10.649	1:08.465			
87	10.759	1:07.936	96	10.312	1:08.479	76	10.935	1:09.263	87	11.211	1:09.140			
5	11.852	1:08.651	5	11.910	1:08.609	5	12.897	1:08.854	76	11.941	1:09.304			
1	14.291	1:08.098	1	13.958	1:08.218	1	14.766	1:08.675	5	14.257	1:09.658			
85	23.274	1:09.906	85	23.538	1:08.815	85	24.806	1:09.135	1	14.595	1:08.127			
26	26.882	1:15.408	26	27.937	1:09.606	26	29.731	1:09.661	85	26.047	1:09.539			
21	29.402	1:09.708	21	30.153	1:09.302	21	31.818	1:09.532	26	31.651	1:10.218			
22	30.168	1:09.674	22	31.310	1:09.693	22	33.347	1:09.904	21	33.929	1:10.409			
8	35.316	1:10.243	8	37.704	1:10.939	8	40.213	1:10.376	22	36.450	1:11.401			
83	43.467	1:11.280	83	44.601	1:09.685	83	46.593	1:09.859	8	42.406	1:10.491			
20	43.858	1:11.869	20	44.884	1:09.577	20	47.203	1:10.186	83	48.082	1:09.787			
6	57.848	1:11.647	6	1:01.123	1:11.826	6	1:05.495	1:12.239	20	48.912	1:10.007			
13	59.297	1:11.982	13	1:04.444	1:13.698				6	1:10.031	1:12.834			

**MGCC MG Trophy
GRID - RACE 7**

ROW 9	6 HOLMES	13 STEEL
ROW 8	21 PHIPPS	20 DAY
ROW 7	22 HENNINGS	8 WOODHOUSE
ROW 6	26 STACEY	83 COULTHARD
ROW 5	87 ROBERTSON	1 ROBERTS
ROW 4	76 JACQUES	85 PETERS
ROW 3	5 MASON	77 GAMMONS
ROW 2	91 FELIX	96 FELS
ROW 1	99 BENHAM	95 CLEMENTS
	POLE	
		

Weather / Track : Sunny / Dry
These results are provisional until the conclusion of any judicial and technical matters.

Silverstone
 Circuit Length = 1.6390 miles.
 Start: 09:25 End: 09:40

Clerk Of Course:	Stewards:	Timekeeper:
------------------	-----------	-------------

MGCC MG Trophy RACE CLASSIFICATION - RACE 7

POS	NO	CL	NAME	NAT	CAR	TIME	LAPS	GAP	MPH	BEST
1	99	B	Barry BENHAM		MG ZR	16:00.193	14		86.21	1:08.011
2	96	B	Andy FELLO		MG ZR	16:03.122	14	2.929	85.95	1:07.791
3	5	A	Elliot MASON		MG TF	16:04.417	14	4.224	85.83	1:07.933
4	77	B	Malcolm GAMMONS		MG ZR	16:04.805	14	4.612	85.80	1:08.084
5	76	B	Ben JACQUES		MG ZR	16:10.246	14	10.053	85.32	1:08.198
6	91	B	Peter FELIX		MG ZR	16:10.730	14	10.537	85.27	1:08.097
7	87	B	Colin ROBERTSON		MG ZR	16:11.202	14	11.009	85.23	1:08.255
8	1	A	Mark ROBERTS		MG TF	16:11.343	14	11.150	85.22	1:08.215
9	85	B	Sean PETERS		MG ZR	16:13.771	14	13.578	85.01	1:08.571
10	8	A	Ross WOODHOUSE		MG TF	16:30.873	14	30.680	83.54	1:09.923
11	83	B	David COULTHARD		MG ZR	16:32.012	14	31.819	83.44	1:09.875
12	26	A	Mark STACEY		MG TF	16:37.653	14	37.460	82.97	1:09.963
13	22	A	Matthew HENNINGS		MG TF	16:51.183	14	50.990	81.86	1:11.171
14	6	A	Goff HOLMES		MG TF	17:12.768	14	1:12.575	80.15	1:11.940
15	13	A	Andrew STEEL		MG TF	16:17.423	13	1 LAP	78.65	1:12.704
NOT CLASSIFIED										
21	A	Paul PHIPPS		MG TF		6:10.061	5	D.N.F.	80.19	1:10.753
95	B	Dean CLEMENTS		MG ZR		3:27.950	3	D.N.F.	85.97	1:07.974
20	A	Robert DAY		MG TF			0	D.N.F.	N/A	
FASTEST LAP										
96	B	Andy FELLO		MG ZR		1:07.791	7	87.03mph		140.07kph
5	A	Elliot MASON		MG TF		1:07.933	6	86.85mph		139.78kph

Weather / Track : Sunny / Dry
 These results are provisional until the conclusion of any judicial and technical matters.

Silverstone
 Circuit Length = 1.6390 miles.
 Start: 15:45 End: 16:01

Clerk Of Course:	Stewards:	Timekeeper:
------------------	-----------	-------------

**MGCC MG Trophy
RACE CLASSIFICATION - RACE 7 - LAP CHART**

Lap 1			Lap 2			Lap 3			Lap 4			Lap 5		
No	Behind	Laptime	No	Behind	Laptime	No	Behind	Laptime	No	Behind	Laptime	No	Behind	Laptime
99		1:10.524	99		1:08.109	99		1:08.069	99		1:08.068	99		1:08.248
95	0.869	1:11.393	95	1.343	1:08.583	95	1.248	1:07.974	91	3.402	1:08.744	91	3.671	1:08.517
91	1.388	1:11.912	91	2.390	1:09.111	91	2.726	1:08.405	96	4.828	1:08.527	96	4.671	1:08.091
77	1.852	1:12.376	77	2.494	1:08.751	77	2.814	1:08.389	5	5.754	1:09.097	5	5.647	1:08.141
5	2.265	1:12.789	5	3.436	1:09.280	96	4.369	1:08.712	1	6.091	1:09.153	77	7.585	1:09.651
96	2.632	1:13.156	96	3.726	1:09.203	5	4.725	1:09.358	87	6.261	1:08.255	87	7.806	1:09.793
76	3.263	1:13.787	1	4.483	1:09.216	1	5.006	1:08.592	77	6.182	1:11.436	1	7.967	1:10.124
1	3.376	1:13.900	76	5.203	1:10.049	87	6.074	1:08.747	76	7.138	1:08.703	76	8.771	1:09.881
87	3.877	1:14.401	87	5.396	1:09.628	76	6.503	1:09.369	85	9.688	1:08.914	85	10.700	1:09.260
26	4.445	1:14.969	26	6.895	1:10.559	85	8.842	1:09.751	26	11.671	1:10.523	26	13.386	1:09.963
85	4.763	1:15.287	85	7.160	1:10.506	26	9.216	1:10.390	8	12.171	1:10.104	8	14.013	1:10.090
8	5.567	1:16.091	8	7.848	1:10.390	8	10.135	1:10.356	83	15.524	1:10.235	83	17.384	1:10.108
22	5.957	1:16.481	22	9.019	1:11.171	22	12.140	1:11.190	22	16.300	1:12.228	22	19.720	1:11.668
6	7.517	1:18.041	83	11.069	1:10.880	83	13.357	1:10.357	6	20.162	1:12.648	6	24.113	1:12.199
83	8.298	1:18.822	6	11.348	1:11.940	6	15.582	1:12.303	21	24.093	1:11.272	21	27.043	1:11.198
13	12.409	1:22.933	21	17.470	1:10.753	21	20.889	1:11.488	13	28.637	1:12.704	13	43.176	1:22.787
21	14.826	1:25.350	13	17.854	1:13.554	13	24.001	1:14.216						

MGCC MG Trophy
RACE CLASSIFICATION - RACE 7 - LAP CHART
 (contd.)

Lap 6			Lap 7			Lap 8			Lap 9			Lap 10		
No	Behind	Laptime	No	Behind	Laptime	No	Behind	Laptime	No	Behind	Laptime	No	Behind	Laptime
99		1:08.011	99		1:08.124	99		1:08.341	99		1:08.554	99		1:08.271
91	3.906	1:08.246	91	4.176	1:08.394	91	4.883	1:09.048	91	4.778	1:08.449	96	5.237	1:08.525
96	4.797	1:08.137	96	4.464	1:07.791	96	5.123	1:09.000	96	4.983	1:08.414	5	5.860	1:08.844
5	5.569	1:07.933	5	5.490	1:08.045	5	5.487	1:08.338	5	5.287	1:08.354	77	7.608	1:08.336
77	7.806	1:08.232	77	7.932	1:08.250	77	7.675	1:08.084	77	7.543	1:08.422	1	9.417	1:08.596
87	8.400	1:08.605	1	8.881	1:08.503	1	8.755	1:08.215	1	9.092	1:08.891	87	9.738	1:08.450
1	8.502	1:08.546	87	9.421	1:09.145	87	9.462	1:08.382	87	9.559	1:08.651	76	10.292	1:08.592
76	9.623	1:08.863	76	10.030	1:08.531	76	9.887	1:08.198	76	9.971	1:08.638	91	12.506	1:15.999
85	11.260	1:08.571	85	11.906	1:08.770	85	12.471	1:08.906	85	12.697	1:08.780	85	13.553	1:09.127
26	15.646	1:10.271	26	18.053	1:10.531	26	19.953	1:10.241	26	21.532	1:10.133	8	24.010	1:10.551
8	15.925	1:09.923	8	18.419	1:10.618	8	20.157	1:10.079	8	21.730	1:10.127	26	24.063	1:10.802
83	19.432	1:10.059	83	21.572	1:10.264	83	23.204	1:09.973	83	25.098	1:10.448	83	27.007	1:10.180
22	23.375	1:11.666	22	27.153	1:11.902	22	30.516	1:11.704	22	34.009	1:12.047	22	37.402	1:11.664
6	28.529	1:12.427	6	34.062	1:13.657	6	39.617	1:13.896	6	45.126	1:14.063	6	50.834	1:13.979
13	49.217	1:14.052	13	54.546	1:13.453	13	59.478	1:13.273	13	1:03.975	1:13.051			

MGCC MG Trophy
RACE CLASSIFICATION - RACE 7 - LAP CHART
 (contd.)

Lap 11			Lap 12			Lap 13			Lap 14			Lap 15		
No	Behind	Laptime	No	Behind	Laptime	No	Behind	Laptime	No	Behind	Laptime	No	Behind	Laptime
99		1:08.672	99		1:08.874	99		1:08.676	99		1:09.652			
13	1 LAP	1:13.690	96	4.273	1:08.197	96	3.880	1:08.283	96	2.929	1:08.701			
96	4.950	1:08.385	5	5.373	1:08.570	5	5.192	1:08.495	5	4.224	1:08.684			
5	5.677	1:08.489	13	1 LAP	1:13.700	77	5.932	1:08.102	77	4.612	1:08.332			
77	7.225	1:08.289	77	6.506	1:08.155	87	10.494	1:09.278	76	10.053	1:09.012			
1	9.341	1:08.596	87	9.892	1:09.068	76	10.693	1:08.623	91	10.537	1:09.160			
87	9.698	1:08.632	1	10.380	1:09.913	91	11.029	1:08.400	87	11.009	1:10.167			
76	10.290	1:08.670	76	10.746	1:09.330	1	11.309	1:09.605	1	11.150	1:09.493			
91	11.931	1:08.097	91	11.305	1:08.248	13	1 LAP	1:16.784	85	13.578	1:09.387			
85	13.663	1:08.782	85	13.587	1:08.798	85	13.843	1:08.932	13	1 LAP	1:13.226			
8	25.831	1:10.493	8	27.814	1:10.857	8	29.740	1:10.602	8	30.680	1:10.592			
26	26.339	1:10.948	26	28.041	1:10.576	83	31.552	1:10.324	83	31.819	1:09.919			
83	28.903	1:10.568	83	29.904	1:09.875	26	36.318	1:16.953	26	37.460	1:10.794			
22	40.800	1:12.070	22	43.864	1:11.938	22	47.298	1:12.110	22	50.990	1:13.344			
6	56.839	1:14.677	6	1:02.117	1:14.152	6	1:07.752	1:14.311	6	1:12.575	1:14.475			

MGCC Drayton Manor Park MG Metro Cup QUALIFYING - RACE 3

POS	NO	CL	NAME	NAT	CAR	TIME	LAPS	GAP	MPH
1	28	D	Dan LUDLOW		Rover Metro GTi	1:11.478	13		82.54
2	2	D	Ewart KITSON		Rover Metro GTi	1:11.751	13	0.273	82.23
3	37	D	Chris HARRIS		MG Metro Turbo	1:13.131	12	1.653	80.68
4	96	C	Dick TREVETT		MG Metro Turbo	1:13.287	13	1.809	80.51
5	52	C	Simon WHITE		MG Metro	1:13.404	13	1.926	80.38
6	7	C	Tony HOWE		MG Metro Turbo	1:14.859	13	3.381	78.82
7	32	C	Tony DOWLER		MG Metro	1:15.063	12	3.585	78.60
8	85	B	Robert CAMPBELL		MG Metro GTi	1:15.954	12	4.476	77.68
9	14	C	Mark BELLAMY		MG Metro Turbo	1:16.075	5	4.597	77.56
10	77	B	Robert MANSER		MG Metro	1:16.294	13	4.816	77.33
11	49	C	Richard GARRARD		MG Metro Turbo	1:17.298	12	5.820	76.33
12	39	B	Barry LAKE		Rover Metro GTi	1:17.595	12	6.117	76.04
13	90	B	Terry BRACEY-WRIGHT		Rover Metro	1:17.879	12	6.401	75.76
14	27	D	Jonathan AGAR		Rover Metro GTi	1:19.041	12	7.563	74.65
15	13	D	Peter BURCHILL		Rover Metro GTi	1:19.135	12	7.657	74.56
16	9	D	Ian STALLWOOD		Rover Metro GTi	1:19.345	12	7.867	74.36
17	79	A	Paul ASHTON		MG Metro	1:19.779	12	8.301	73.95
18	20	D	David HEASMAN		MG Metro	1:21.193	12	9.715	72.67
19	38	B	Steve CARTER		Rover Metro GTi	1:21.790	12	10.312	72.14
20	12	A	Iain PATTERSON		MG Metro	1:22.327	8	10.849	71.67

Weather / Track : Sunny / Dry

These results are provisional until the conclusion of any judicial and technical matters.

Silverstone

Circuit Length = 1.6390 miles.

Start: 09:43 End: 09:58

Clerk Of Course:	Stewards:	Timekeeper:
------------------	-----------	-------------

MGCC Drayton Manor Park MG Metro Cup QUALIFYING - LAP ANALYSIS

2	Ewart KITSON	Rover Metro GTi
1 - 3:53.644	6 - 1:12.312	11 - 1:11.751
2 - 1:20.253	7 - 1:12.322	12 - 1:17.307
3 - 1:15.973	8 - 1:13.397	13 - 1:14.395
4 - 1:13.807	9 - 1:18.067	
5 - 1:13.291	10 - 1:13.804	
7	Tony HOWE	MG Metro Turbo
1 - 4:01.326	6 - 1:15.633	11 - 1:15.917
2 - 1:24.485	7 - 1:15.908	12 - 1:15.630
3 - 1:17.792	8 - 1:15.614	13 - 1:14.859
4 - 1:15.745	9 - 1:15.731	
5 - 1:16.418	10 - 1:15.496	
9	Ian STALLWOOD	Rover Metro GTi
1 - 3:56.028	6 - 1:20.181	11 - 1:19.748
2 - 1:29.889	7 - 1:20.858	12 - 1:20.808
3 - 1:23.467	8 - 1:19.856	
4 - 1:21.378	9 - 1:19.345	
5 - 1:21.008	10 - 1:19.388	
12	Iain PATTERSON	MG Metro
1 - 3:48.271	6 - 1:22.516	
2 - 1:25.160	7 - 1:23.005	
3 - 1:22.548	8 - 1:38.447P	
4 - 1:22.327		
5 - 1:24.213		
13	Peter BURCHILL	Rover Metro GTi
1 - 3:55.088	6 - 1:20.611	11 - 1:19.673
2 - 1:26.012	7 - 1:20.540	12 - 1:37.104
3 - 1:22.404	8 - 1:22.303	
4 - 1:21.771	9 - 1:19.135	
5 - 1:23.011	10 - 1:19.865	
14	Mark BELLAMY	MG Metro Turbo
1 - 3:52.999		
2 - 1:24.045		
3 - 1:18.330		
4 - 1:16.457		
5 - 1:16.075		

MGCC Drayton Manor Park MG Metro Cup QUALIFYING - LAP ANALYSIS

(contd.)

20	David HEASMAN	MG Metro
1 - 4:03.280	6 - 1:21.943	11 - 1:21.582
2 - 1:30.423	7 - 1:22.525	12 - 1:24.289
3 - 1:23.663	8 - 1:22.939	
4 - 1:24.397	9 - 1:22.076	
5 - 1:22.302	10 - 1:21.193	
27	Jonathan AGAR	Rover Metro GTi
1 - 3:54.567	6 - 1:19.409	11 - 1:21.092
2 - 1:25.767	7 - 1:19.616	12 - 1:19.374
3 - 1:19.428	8 - 1:20.863	
4 - 1:19.041	9 - 1:19.619	
5 - 1:19.796	10 - 1:20.817	
28	Dan LUDLOW	Rover Metro GTi
1 - 3:47.586	6 - 1:12.195	11 - 1:12.507
2 - 1:20.794	7 - 1:12.040	12 - 1:13.236
3 - 1:16.683	8 - 1:11.478	13 - 1:12.885
4 - 1:13.458	9 - 1:27.576	
5 - 1:12.996	10 - 1:21.756	
32	Tony DOWLER	MG Metro
1 - 4:06.911	6 - 1:16.006	11 - 1:15.063
2 - 1:26.416	7 - 1:15.924	12 - 1:15.707
3 - 1:17.896	8 - 1:16.488	
4 - 1:17.297	9 - 1:16.279	
5 - 1:17.401	10 - 1:15.699	
37	Chris HARRIS	MG Metro Turbo
1 - 4:10.589	6 - 1:14.767	11 - 1:23.977
2 - 1:26.766	7 - 1:15.710	12 - 1:14.223
3 - 1:18.971	8 - 1:15.234	
4 - 1:15.063	9 - 1:14.059	
5 - 1:17.289	10 - 1:13.131	
38	Steve CARTER	Rover Metro GTi
1 - 4:12.256	6 - 1:23.058	11 - 1:22.936
2 - 1:31.104	7 - 1:22.735	12 - 1:22.584
3 - 1:24.923	8 - 1:22.306	
4 - 1:23.717	9 - 1:22.034	
5 - 1:21.835	10 - 1:21.790	

MGCC Drayton Manor Park MG Metro Cup QUALIFYING - LAP ANALYSIS

(contd.)

39	Barry LAKE	Rover Metro GTi
1 - 4:11.642	6 - 1:17.595	11 - 1:17.965
2 - 1:28.087	7 - 1:18.446	12 - 1:17.669
3 - 1:18.694	8 - 1:18.201	
4 - 1:18.949	9 - 1:18.228	
5 - 1:18.125	10 - 1:17.798	
49	Richard GARRARD	MG Metro Turbo
1 - 4:01.849	6 - 1:18.350	11 - 1:18.713
2 - 1:24.778	7 - 1:17.298	12 - 1:17.640
3 - 1:21.204	8 - 1:17.745	
4 - 1:18.695	9 - 1:18.247	
5 - 1:20.255	10 - 1:18.197	
52	Simon WHITE	MG Metro
1 - 4:04.963	6 - 1:14.350	11 - 1:13.407
2 - 1:22.579	7 - 1:15.339	12 - 1:13.404
3 - 1:16.441	8 - 1:13.564	13 - 1:32.341P
4 - 1:16.638	9 - 1:13.799	
5 - 1:15.446	10 - 1:13.898	
77	Robert MANSER	MG Metro
1 - 3:47.148	6 - 1:16.912	11 - 1:17.019
2 - 1:22.791	7 - 1:16.640	12 - 1:16.306
3 - 1:18.180	8 - 1:16.294	13 - 1:19.297
4 - 1:17.123	9 - 1:16.666	
5 - 1:16.599	10 - 1:16.554	
79	Paul ASHTON	MG Metro
1 - 3:53.323	6 - 1:19.779	11 - 1:23.899
2 - 1:25.554	7 - 1:21.453	12 - 1:21.390
3 - 1:21.775	8 - 1:20.161	
4 - 1:20.823	9 - 1:20.191	
5 - 1:19.881	10 - 1:20.006	
85	Robert CAMPBELL	MG Metro GTi
1 - 4:02.411	6 - 1:16.379	11 - 1:29.657
2 - 1:24.514	7 - 1:16.317	12 - 1:18.605
3 - 1:19.712	8 - 1:16.069	
4 - 1:17.157	9 - 1:15.954	
5 - 1:16.301	10 - 1:16.388	


MGCC Drayton Manor Park MG Metro Cup QUALIFYING - LAP ANALYSIS

(contd.)

90	Terry BRACEY-WRIGHT			Rover Metro
1 -	3:48.752	6 -	1:19.449	11 - 1:19.982
2 -	1:22.214	7 -	1:18.594	12 - 1:19.071
3 -	1:18.704	8 -	1:18.495	
4 -	1:19.518	9 -	1:18.570	
5 -	1:18.980	10 -	1:17.879	
96	Dick TREVETT			MG Metro Turbo
1 -	4:00.536	6 -	1:13.985	11 - 1:13.778
2 -	1:23.447	7 -	1:13.287	12 - 1:14.242
3 -	1:15.572	8 -	1:13.647	13 - 1:14.188
4 -	1:13.677	9 -	1:13.800	
5 -	1:14.828	10 -	1:14.497	

MGCC Drayton Manor Park MG Metro Cup

GRID - RACE 3

ROW 10	38 CARTER	12 PATTERSON
ROW 9	79 ASHTON	20 HEASMAN
ROW 8	13 BURCHILL	9 STALLWOOD
ROW 7	90 BRACEY-WRIGHT	27 AGAR
ROW 6	49 GARRARD	39 LAKE
ROW 5	14 BELLAMY	77 MANSER
ROW 4	32 DOWLER	85 CAMPBELL
ROW 3	52 WHITE	7 HOWE
ROW 2	37 HARRIS	96 TREVETT
ROW 1	28 LUDLOW	2 KITSON
	POLE	
		

Weather / Track : Sunny / Dry
 These results are provisional until the conclusion of any judicial and technical matters.

Silverstone
 Circuit Length = 1.6390 miles.
 Start: 09:43 End: 09:58

Clerk Of Course:	Stewards:	Timekeeper:
------------------	-----------	-------------

MGCC Drayton Manor Park MG Metro Cup PROVISIONAL RACE CLASSIFICATION - RACE 3

POS	NO	CL	NAME	NAT	CAR	TIME	LAPS	GAP	MPH	BEST
1	28	D	Dan LUDLOW		Rover Metro GTi	15:54.796	13		80.52	1:11.422
2	2	D	Ewart KITSON		Rover Metro GTi	15:56.964	13	2.168	80.33	1:11.402
3	96	C	Dick TREVETT		MG Metro Turbo	16:23.750	13	28.954	78.15	1:14.040
4	37	D	Chris HARRIS		MG Metro Turbo	16:40.120	13	45.324	76.87	1:15.025
5	7	C	Tony HOWE		MG Metro Turbo	16:44.365	13	49.569	76.54	1:15.816
6	32	C	Tony DOWLER		MG Metro	16:46.457	13	51.661	76.38	1:15.771
7	85	B	Robert CAMPBELL		MG Metro GTi	16:50.882	13	56.086	76.05	1:15.995
8	49	C	Richard GARRARD		MG Metro Turbo	16:57.839	13	1:03.043	75.53	1:16.443
9	77	B	Robert MANSER		MG Metro	16:58.189	13	1:03.393	75.50	1:16.902
10	39	B	Barry LAKE		Rover Metro GTi	17:10.082	13	1:15.286	74.63	1:17.683
11	27	D	Jonathan AGAR		Rover Metro GTi	16:08.727	12	1 LAP	73.27	1:18.456
12	90	B	Terry BRACEY-WRIGHT		Rover Metro	16:11.476	12	1 LAP	73.06	1:18.929
13	9	D	Ian STALLWOOD		Rover Metro GTi	16:11.879	12	1 LAP	73.03	1:18.428
14	79	A	Paul ASHTON		MG Metro	16:19.863	12	1 LAP	72.44	1:19.929
15	66	D	Chris FOSTER		MG Metro GTi	16:44.434	12	1 LAP	70.66	1:20.833
16	38	B	Steve CARTER		Rover Metro GTi	16:54.202	12	1 LAP	69.98	1:21.976
17	13	D	Peter BURCHILL		Rover Metro GTi	16:55.523	12	1 LAP	69.89	1:20.454
18	20	D	David HEASMAN		MG Metro	16:58.300	12	1 LAP	69.70	1:21.905

NOT CLASSIFIED

12	A	Iain PATTERSON		MG Metro	8:13.311	6	D.N.F.	72.12	1:18.976
52	C	Simon WHITE		MG Metro		0	D.N.F.	N/A	

FASTEST LAP

2	D	Ewart KITSON		Rover Metro GTi	1:11.402	10	82.63mph	132.99kph
96	C	Dick TREVETT		MG Metro Turbo	1:14.040	6	79.69mph	128.25kph
85	B	Robert CAMPBELL		MG Metro GTi	1:15.995	5	77.64mph	124.95kph
12	A	Iain PATTERSON		MG Metro	1:18.976	3	74.71mph	120.23kph

Results provisional - Eligibility engine checks.

Weather / Track : Sunny / Dry

These results are provisional until the conclusion of any judicial and technical matters.

Silverstone

Circuit Length = 1.6390 miles.

Start: 13:54 End: 14:10

Clerk Of Course:	Stewards:	Timekeeper:
------------------	-----------	-------------

MGCC Drayton Manor Park MG Metro Cup RACE CLASSIFICATION - RACE 3 - LAP CHART

Lap 1			Lap 2			Lap 3			Lap 4			Lap 5		
No	Behind	Laptime	No	Behind	Laptime	No	Behind	Laptime	No	Behind	Laptime	No	Behind	Laptime
2		1:21.408	2		1:15.585	28		1:14.387	28		1:12.320	28		1:12.313
28	0.415	1:21.823	28	0.062	1:15.232	2	0.935	1:15.384	2	2.166	1:13.551	2	2.654	1:12.801
96	2.661	1:24.069	96	2.626	1:15.550	96	3.221	1:15.044	96	5.657	1:14.756	96	7.975	1:14.631
37	4.955	1:26.363	37	6.995	1:17.625	37	8.537	1:15.991	37	11.951	1:15.734	37	16.140	1:16.502
7	5.912	1:27.320	7	7.932	1:17.605	7	10.453	1:16.970	7	14.709	1:16.576	7	18.641	1:16.245
85	6.281	1:27.689	85	9.656	1:18.960	32	11.979	1:16.714	32	16.221	1:16.562	32	20.120	1:16.212
32	6.609	1:28.017	32	9.714	1:18.690	85	13.562	1:18.355	85	18.544	1:17.302	85	22.226	1:15.995
49	6.899	1:28.307	49	10.090	1:18.776	49	14.078	1:18.437	49	18.943	1:17.185	49	23.073	1:16.443
77	9.002	1:30.410	77	12.020	1:18.603	77	15.450	1:17.879	77	20.564	1:17.434	77	25.199	1:16.948
39	10.033	1:31.441	39	13.416	1:18.968	39	17.933	1:18.966	39	23.867	1:18.254	39	29.966	1:18.412
12	11.012	1:32.420	12	15.007	1:19.580	12	19.534	1:18.976	12	26.293	1:19.079	12	33.128	1:19.148
27	11.870	1:33.278	27	17.318	1:21.033	27	22.994	1:20.125	27	29.997	1:19.323	27	36.140	1:18.456
90	12.298	1:33.706	90	18.231	1:21.518	90	24.252	1:20.470	90	31.828	1:19.896	90	38.444	1:18.929
79	13.024	1:34.432	79	18.740	1:21.301	79	24.634	1:20.343	79	32.635	1:20.321	79	40.565	1:20.243
9	14.006	1:35.414	9	19.877	1:21.456	9	25.206	1:19.778	9	32.847	1:19.961	9	40.850	1:20.316
13	16.147	1:37.555	13	25.261	1:24.699	13	35.168	1:24.356	13	46.148	1:23.300	66	56.701	1:21.387
20	17.667	1:39.075	38	25.869	1:23.513	20	35.930	1:23.231	20	46.779	1:23.169	13	58.215	1:24.380
38	17.941	1:39.349	20	27.148	1:25.066	38	36.090	1:24.670	38	47.302	1:23.532	20	58.685	1:24.219
66	19.208	1:40.616	66	28.060	1:24.437	66	36.307	1:22.696	66	47.627	1:23.640	38	58.710	1:23.721

Results provisional - Eligibility engine checks.
Weather / Track : Sunny / Dry

Silverstone
Circuit Length = 1.6390 miles.
Start: 13:54 End: 14:10

MGCC Drayton Manor Park MG Metro Cup
RACE CLASSIFICATION - RACE 3 - LAP CHART
 (contd.)

Lap 6			Lap 7			Lap 8			Lap 9			Lap 10		
No	Behind	Laptime	No	Behind	Laptime	No	Behind	Laptime	No	Behind	Laptime	No	Behind	Laptime
28		1:12.923	28		1:12.784	28		1:13.659	28		1:11.779	28		1:11.422
2	1.876	1:12.145	2	1.515	1:12.423	2	0.756	1:12.900	2	1.517	1:12.540	2	1.497	1:11.402
96	9.092	1:14.040	96	10.847	1:14.539	38	1 LAP	1:22.469	66	1 LAP	1:21.068	66	1 LAP	1:22.620
37	19.357	1:16.140	37	23.868	1:17.295	20	1 LAP	1:22.312	38	1 LAP	1:21.976	96	20.625	1:16.731
7	21.606	1:15.888	7	24.845	1:16.023	13	1 LAP	1:23.802	96	15.316	1:15.139	38	1 LAP	1:24.507
32	23.511	1:16.314	32	27.014	1:16.287	96	11.956	1:14.768	20	1 LAP	1:23.053	13	1 LAP	1:22.688
85	25.821	1:16.518	85	29.280	1:16.243	37	25.234	1:15.025	13	1 LAP	1:22.521	20	1 LAP	1:24.264
49	26.626	1:16.476	49	30.655	1:16.813	7	27.002	1:15.816	37	28.751	1:15.296	37	34.051	1:16.722
77	29.348	1:17.072	77	33.801	1:17.237	32	29.459	1:16.104	7	31.262	1:16.039	7	36.067	1:16.227
39	35.024	1:17.981	39	40.358	1:18.118	85	32.411	1:16.790	32	34.179	1:16.499	32	39.246	1:16.489
27	42.087	1:18.870	27	48.859	1:19.556	49	34.551	1:17.555	85	36.910	1:16.278	85	41.932	1:16.444
12	44.313	1:24.108	90	53.900	1:20.430	77	37.664	1:17.522	49	40.471	1:17.699	49	46.785	1:17.736
90	46.254	1:20.733	9	54.396	1:19.790	39	44.989	1:18.290	77	42.791	1:16.906	77	48.394	1:17.025
9	47.390	1:19.463	79	56.066	1:20.196	27	54.841	1:19.641	39	50.893	1:17.683	39	57.539	1:18.068
79	48.654	1:21.012	66	1:13.153	1:20.833	90	59.518	1:19.277	27	1:02.285	1:19.223	27	1:10.494	1:19.631
66	1:05.104	1:21.326				9	1:00.067	1:19.330	90	1:07.198	1:19.459			
38	1:08.306	1:22.519				79	1:02.386	1:19.979	9	1:07.780	1:19.492			
20	1:09.491	1:23.729							79	1:10.536	1:19.929			
13	1:10.048	1:24.756												

Results provisional - Eligibility engine checks.
 Weather / Track : Sunny / Dry

Silverstone
 Circuit Length = 1.6390 miles.
 Start: 13:54 End: 14:10

MGCC Drayton Manor Park MG Metro Cup
RACE CLASSIFICATION - RACE 3 - LAP CHART
 (contd.)

Lap 11			Lap 12			Lap 13			Lap 14			Lap 15		
No	Behind	Laptime	No	Behind	Laptime	No	Behind	Laptime	No	Behind	Laptime	No	Behind	Laptime
28		1:12.046	28		1:12.159	28		1:11.949						
2	1.847	1:12.396	2	1.844	1:12.156	2	2.168	1:12.273						
90	1 LAP	1:19.049	27	1 LAP	1:19.564	27	1 LAP	1:20.027						
9	1 LAP	1:19.821	90	1 LAP	1:18.949	90	1 LAP	1:19.060						
79	1 LAP	1:20.442	9	1 LAP	1:18.428	9	1 LAP	1:18.630						
96	23.834	1:15.255	79	1 LAP	1:20.374	79	1 LAP	1:21.291						
66	1 LAP	1:21.242	96	26.354	1:14.679	96	28.954	1:14.549						
37	37.812	1:15.807	66	1 LAP	1:22.914	37	45.324	1:16.508						
38	1 LAP	1:22.627	37	40.765	1:15.112	7	49.569	1:17.247						
7	39.877	1:15.856	7	44.271	1:16.553	66	1 LAP	1:21.655						
20	1 LAP	1:23.416	32	47.839	1:16.456	32	51.661	1:15.771						
13	1 LAP	1:23.752	38	1 LAP	1:22.388	85	56.086	1:17.375						
32	43.542	1:16.342	85	50.660	1:16.459	38	1 LAP	1:22.931						
85	46.360	1:16.474	13	1 LAP	1:23.260	13	1 LAP	1:20.454						
49	52.051	1:17.312	20	1 LAP	1:24.861	49	1:03.043	1:17.581						
77	53.423	1:17.075	49	57.411	1:17.519	77	1:03.393	1:17.176						
39	1:03.591	1:18.098	77	58.166	1:16.902	20	1 LAP	1:21.905						
			39	1:09.321	1:17.889	39	1:15.286	1:17.914						

Results provisional - Eligibility engine checks.
 Weather / Track : Sunny / Dry

Silverstone
 Circuit Length = 1.6390 miles.
 Start: 13:54 End: 14:10

MGCC Peter Best BCV8 Championship QUALIFYING - RACE 4

POS	NO	CL	NAME	NAT	CAR	TIME	LAPS	GAP	MPH
1	98	D	Steve WILLIAMS		MGB GT V8	1:02.008	14		95.15
2	93	D	Tom STEWART		MGB GT V8	1:02.297	15	0.289	94.71
3	78	C	Joe PARRINGTON		MGB GT V8	1:05.614	14	3.606	89.92
4	81	C	Adrian BEER		MGB GT V8	1:06.034	11	4.026	89.35
5	95	D	Brian HALFORD		MGB GT V8	1:06.271	14	4.263	89.03
6	92	D	Roy McCARTHY		MGB GT V8	1:06.641	14	4.633	88.54
7	52	B	Spencer McCARTHY		MGB	1:09.612	13	7.604	84.76
8	32	B	Robert HUFF		MGB	1:09.665	13	7.657	84.69
9	75	C	Martin HALL		MGB	1:09.756	14	7.748	84.58
10	70	B	Russell McCARTHY		MGB	1:09.882	14	7.874	84.43
11	37	B	Barry HOLMES		MGB GT V8	1:10.394	13	8.386	83.82
12	44	B	Peter SAMUELS		MGB	1:10.793	14	8.785	83.34
13	12	AB	Paul WHITE		MGB	1:13.047	13	11.039	80.77
14	18	AB	Lew BERGONZI		MGB	1:13.948	13	11.940	79.79
15	61	B	David HILL		MGB GT V8	1:14.601	13	12.593	79.09
16	8	A	Ken DEAMER		MGB	1:17.631	12	15.623	76.00
17	3	A	Rob MUIR		MGB	1:17.758	13	15.750	75.88
18	15	AB	Steve HALL		MGB	1:18.083	12	16.075	75.56
19	45	B	Mike HARRIS		MGB	1:18.543	2	16.535	75.12
20	5	A	Brian SMETHURST		MGB	1:22.274	12	20.266	71.71
21	34	B	Brian CAKEBREAD		MGB	1:23.943	4	21.935	70.29

Cars 37 & 61 need working transponders please. Car No 45 - 2 laps only.

Weather / Track : Sunny / Dry

These results are provisional until the conclusion of any judicial and technical matters.

Silverstone

Circuit Length = 1.6390 miles.

Start: 10:04 End: 10:19

Clerk Of Course:	Stewards:	Timekeeper:

MGCC Peter Best BCV8 Championship QUALIFYING - LAP ANALYSIS

3	Rob MUIR		MGB
1 - 9:55.843	6 - 1:18.381	11 - 1:19.181	
2 - 1:19.813	7 - 1:18.742	12 - 1:18.026	
3 - 1:18.772	8 - 1:17.758	13 - 1:18.257	
4 - 1:19.563	9 - 1:17.977		
5 - 1:18.652	10 - 1:18.460		
5	Brian SMETHURST		MGB
1 - X:00.000	6 - 1:24.865	11 - 1:22.274	
2 - 1:29.061	7 - 1:23.429	12 - 1:23.638	
3 - 1:40.655	8 - 1:23.324		
4 - 1:25.967	9 - 1:22.434		
5 - 1:24.753	10 - 1:24.464		
8	Ken DEAMER		MGB
1 - X:00.000	6 - 1:19.271	11 - 1:17.715	
2 - 1:26.220	7 - 1:22.501	12 - 1:18.773	
3 - 1:24.044	8 - 1:18.336		
4 - 1:19.437	9 - 1:17.777		
5 - 1:18.531	10 - 1:17.631		
12	Paul WHITE		MGB
1 - X:00.000	6 - 1:13.577	11 - 1:13.692	
2 - 1:17.493	7 - 1:14.079	12 - 1:13.235	
3 - 1:15.202	8 - 1:13.948	13 - 1:13.486	
4 - 1:15.370	9 - 1:13.047		
5 - 1:14.271	10 - 1:13.478		
15	Steve HALL		MGB
1 - X:00.000	6 - 1:19.333	11 - 1:19.321	
2 - 1:28.153	7 - 1:19.159	12 - 1:19.323	
3 - 1:22.370	8 - 1:19.193		
4 - 1:20.792	9 - 1:18.083		
5 - 1:20.353	10 - 1:19.415		
18	Lew BERGONZI		MGB
1 - X:00.000	6 - 1:15.188	11 - 1:15.020	
2 - 1:19.162	7 - 1:14.985	12 - 1:13.948	
3 - 1:17.980	8 - 1:14.164	13 - 1:15.686	
4 - 1:15.426	9 - 1:15.095		
5 - 1:14.825	10 - 1:14.145		

Cars 37 & 61 need working transponders please. Car No 45 - 2 laps only.
Weather / Track : Sunny / Dry

Silverstone
Circuit Length = 1.6390 miles.
Start: 10:04 End: 10:19

MGCC Peter Best BCV8 Championship QUALIFYING - LAP ANALYSIS

(contd.)

32	Robert HUFF	MGB
1 - 9:55.598	6 - 1:10.169	11 - 1:10.069
2 - 1:13.156	7 - 1:10.515	12 - 1:10.273
3 - 1:10.711	8 - 1:09.983	13 - 1:10.004
4 - 1:10.145	9 - 1:17.896P	
5 - 1:09.665	10 - 1:37.151	
34	Brian CAKEBREAD	MGB
1 - X:00.000		
2 - 1:23.943		
3 - 1:24.145		
4 - 1:42.884P		
37	Barry HOLMES	MGB GT V8
1 - 9:58.105	6 - 1:12.613	11 - 1:11.789
2 - 1:19.783	7 - 1:11.638	12 - 1:10.394
3 - 1:14.483	8 - 1:12.165	13 - 1:19.932
4 - 1:13.876	9 - 1:11.771	
5 - 1:12.163	10 - 1:12.837	
44	Peter SAMUELS	MGB
1 - X:00.000	6 - 1:11.837	11 - 1:10.899
2 - 1:17.754	7 - 1:11.999	12 - 1:11.626
3 - 1:12.679	8 - 1:12.901	13 - 1:10.806
4 - 1:11.492	9 - 1:11.333	14 - 1:25.283P
5 - 1:11.242	10 - 1:10.793	
45	Mike HARRIS	MGB
1 - X:00.000		
2 - 1:18.543		
52	Spencer McCARTHY	MGB
1 - X:00.000	6 - 1:10.524	11 - 1:12.213
2 - 1:17.279	7 - 1:10.391	12 - 1:10.229
3 - 1:12.611	8 - 1:10.012	13 - 1:22.852P
4 - 1:11.342	9 - 1:09.612	
5 - 1:11.578	10 - 1:10.754	

Cars 37 & 61 need working transponders please. Car No 45 - 2 laps only.
Weather / Track : Sunny / Dry

Silverstone
Circuit Length = 1.6390 miles.
Start: 10:04 End: 10:19

MGCC Peter Best BCV8 Championship QUALIFYING - LAP ANALYSIS

(contd.)

61	David HILL	MGB GT V8
1 - X:00.000	6 - 1:17.226	11 - 1:16.576
2 - 1:22.254	7 - 1:16.880	12 - 1:17.532
3 - 1:16.530	8 - 1:16.128	13 - 1:17.077
4 - 1:18.974	9 - 1:15.519	
5 - 1:16.326	10 - 1:14.601	
70	Russell McCARTHY	MGB
1 - X:00.000	6 - 1:09.882	11 - 1:10.702
2 - 1:14.955	7 - 1:11.759	12 - 1:10.631
3 - 1:11.597	8 - 1:10.341	13 - 1:11.187
4 - 1:10.295	9 - 1:10.289	14 - 1:12.078
5 - 1:10.395	10 - 1:10.452	
75	Martin HALL	MGB
1 - X:00.000	6 - 1:09.756	11 - 1:10.433
2 - 1:20.198	7 - 1:10.280	12 - 1:10.419
3 - 1:14.927	8 - 1:09.775	13 - 1:09.842
4 - 1:11.914	9 - 1:10.001	14 - 1:09.985
5 - 1:10.650	10 - 1:09.872	
78	Joe PARRINGTON	MGB GT V8
1 - X:00.000	6 - 1:12.617	11 - 1:06.835
2 - 1:13.084	7 - 1:08.033	12 - 1:06.330
3 - 1:08.443	8 - 1:06.751	13 - 1:05.746
4 - 1:06.430	9 - 1:05.948	14 - 1:11.184
5 - 1:05.983	10 - 1:05.614	
81	Adrian BEER	MGB GT V8
1 - X:00.000	6 - 1:06.688	11 - 1:30.557P
2 - 1:31.771	7 - 1:06.438	
3 - 1:19.529	8 - 1:06.951	
4 - 1:07.744	9 - 1:06.693	
5 - 1:06.923	10 - 1:06.034	
92	Roy McCARTHY	MGB GT V8
1 - X:00.000	6 - 1:06.936	11 - 1:07.436
2 - 1:21.150	7 - 1:06.929	12 - 1:07.119
3 - 1:11.970	8 - 1:07.527	13 - 1:06.908
4 - 1:07.903	9 - 1:07.057	14 - 1:07.273
5 - 1:06.641	10 - 1:06.892	

Cars 37 & 61 need working transponders please. Car No 45 - 2 laps only.
Weather / Track : Sunny / Dry

Silverstone
Circuit Length = 1.6390 miles.
Start: 10:04 End: 10:19

MGCC Peter Best BCV8 Championship QUALIFYING - LAP ANALYSIS


(contd.)

93	Tom STEWART			MGB GT V8	
1 -	X:00.000	6 -	1:04.363	11 -	1:02.372
2 -	1:22.946	7 -	1:02.297	12 -	1:02.948
3 -	1:12.146	8 -	1:02.699	13 -	1:03.773
4 -	1:07.223	9 -	1:02.682	14 -	1:02.752
5 -	1:03.256	10 -	1:03.586	15 -	1:02.951
95	Brian HALFORD			MGB GT V8	
1 -	X:00.000	6 -	1:07.549	11 -	1:06.997
2 -	1:15.306	7 -	1:06.853	12 -	1:07.418
3 -	1:10.125	8 -	1:06.910	13 -	1:06.955
4 -	1:08.161	9 -	1:06.271	14 -	1:14.002
5 -	1:07.872	10 -	1:06.993		
98	Steve WILLIAMS			MGB GT V8	
1 -	X:00.000	6 -	1:04.689	11 -	1:03.066
2 -	1:30.629	7 -	1:03.335	12 -	1:04.860
3 -	1:13.009	8 -	1:02.887	13 -	1:02.008
4 -	1:03.738	9 -	1:02.688	14 -	1:28.386P
5 -	1:03.902	10 -	1:03.332		

Cars 37 & 61 need working transponders please. Car No 45 - 2 laps only.
Weather / Track : Sunny / Dry

MGCC Peter Best BCV8 Championship

GRID - RACE 4

ROW 11	34	CAKEBREAD	
ROW 10	45	HARRIS	5 SMETHURST
ROW 9	3	MUIR	15 HALL
ROW 8	61	HILL	8 DEAMER
ROW 7	12	WHITE	18 BERGONZI
ROW 6	37	HOLMES	44 SAMUELS
ROW 5	75	HALL	70 McCARTHY
ROW 4	52	McCARTHY	32 HUFF
ROW 3	95	HALFORD	92 McCARTHY
ROW 2	78	PARRINGTON	81 BEER
ROW 1	98	WILLIAMS	93 STEWART
POLE			
			

Cars 37 & 61 need working transponders please. Car No 45 - 2 laps only.

Weather / Track : Sunny / Dry

These results are provisional until the conclusion of any judicial and technical matters.

Silverstone

Circuit Length = 1.6390 miles.

Start: 10:04 End: 10:19

Clerk Of Course:	Stewards:	Timekeeper:

MGCC Peter Best BCV8 Championship RACE CLASSIFICATION - RACE 4

POS	NO	CL	NAME	NAT	CAR	TIME	LAPS	GAP	MPH	BEST
1	98	D	Steve WILLIAMS		MGB GT V8	15:55.292	15		92.83	1:02.049
2	93	D	Tom STEWART		MGB GT V8	15:55.912	15	0.620	92.77	1:02.270
3	81	C	Adrian BEER		MGB GT V8	16:53.396	15	58.104	87.51	1:06.087
4	78	C	Joe PARRINGTON		MGB GT V8	16:53.609	15	58.317	87.49	1:06.018
5	92	D	Roy McCARTHY		MGB GT V8	17:03.517	15	1:08.225	86.64	1:06.375
6	95	D	Brian HALFORD		MGB GT V8	16:03.902	14	1 LAP	85.88	1:06.210
7	52	B	Spencer McCARTHY		MGB	16:35.967	14	1 LAP	83.11	1:10.000
8	32	B	Robert HUFF		MGB	16:37.336	14	1 LAP	83.00	1:09.927
9	70	B	Russell McCARTHY		MGB	16:38.897	14	1 LAP	82.87	1:10.124
10	34	B	Brian CAKEBREAD		MGB	16:48.214	14	1 LAP	82.10	1:10.573
11	44	B	Peter SAMUELS		MGB	16:48.857	14	1 LAP	82.05	1:10.742
12	37	B	Barry HOLMES		MGB GT V8	16:04.531	13	2 LAPS	79.70	1:10.889
13	12	AB	Paul WHITE		MGB	16:19.355	13	2 LAPS	78.50	1:13.626
14	18	AB	Lew BERGONZI		MGB	16:19.827	13	2 LAPS	78.46	1:13.105
15	61	B	David HILL		MGB GT V8	16:43.545	13	2 LAPS	76.61	1:15.104
16	8	A	Ken DEAMER		MGB	17:12.446	13	2 LAPS	74.46	1:17.593
17	3	A	Rob MUIR		MGB	15:56.747	12	3 LAPS	74.19	1:18.110
18	15	AB	Steve HALL		MGB	16:16.153	12	3 LAPS	72.71	1:19.132
19	5	A	Brian SMETHURST		MGB	16:51.737	12	3 LAPS	70.15	1:22.208

NOT CLASSIFIED

75	C	Martin HALL		MGB	3:41.274	3	D.N.F.	80.79	1:09.310
----	---	-------------	--	-----	----------	---	--------	-------	----------

FASTEST LAP

98	D	Steve WILLIAMS		MGB GT V8	1:02.049	14	95.09mph	153.03kph
78	C	Joe PARRINGTON		MGB GT V8	1:06.018	8	89.37mph	143.83kph
32	B	Robert HUFF		MGB	1:09.927	7	84.37mph	135.79kph
18	AB	Lew BERGONZI		MGB	1:13.105	12	80.71mph	129.89kph
8	A	Ken DEAMER		MGB	1:17.593	7	76.04mph	122.37kph

Weather / Track : Sunny / Dry
 These results are provisional until the conclusion of any judicial and technical matters.

Silverstone
 Circuit Length = 1.6390 miles.
 Start: 14:27 End: 14:43

Clerk Of Course:	Stewards:	Timekeeper:
------------------	-----------	-------------

MGCC Peter Best BCV8 Championship
RACE CLASSIFICATION - RACE 4 - LAP CHART

Lap 1			Lap 2			Lap 3			Lap 4			Lap 5		
No	Behind	Laptime	No	Behind	Laptime	No	Behind	Laptime	No	Behind	Laptime	No	Behind	Laptime
98		1:11.020	98		1:03.326	98		1:03.383	98		1:02.816	98		1:04.027
93	0.276	1:11.296	93	0.765	1:03.815	93	0.508	1:03.126	93	0.800	1:03.108	93	0.995	1:04.222
95	5.906	1:16.926	95	10.901	1:08.321	95	14.576	1:07.058	5	1 LAP	1:23.496	8	1 LAP	1:18.635
81	5.941	1:16.961	78	10.981	1:08.170	78	14.904	1:07.306	95	18.349	1:06.589	3	1 LAP	1:19.052
78	6.137	1:17.157	81	11.105	1:08.490	81	15.128	1:07.406	78	18.557	1:06.469	15	1 LAP	1:21.146
92	6.815	1:17.835	92	11.333	1:07.844	92	16.413	1:08.463	81	19.083	1:06.771	95	22.129	1:07.807
32	9.063	1:20.083	32	15.959	1:10.222	52	23.026	1:10.335	92	19.972	1:06.375	78	22.587	1:08.057
52	9.400	1:20.420	52	16.074	1:10.000	32	23.532	1:10.956	52	30.546	1:10.336	81	22.766	1:07.710
70	9.999	1:21.019	75	16.387	1:09.310	75	23.545	1:10.541	32	31.056	1:10.340	92	23.636	1:07.691
75	10.403	1:21.423	70	17.539	1:10.866	70	25.122	1:10.966	70	33.009	1:10.703	5	1 LAP	1:23.067
37	11.715	1:22.735	37	19.681	1:11.292	37	27.428	1:11.130	37	35.501	1:10.889	52	36.783	1:10.264
34	12.203	1:23.223	34	19.988	1:11.111	44	28.263	1:10.935	34	36.795	1:11.258	32	37.087	1:10.058
44	12.743	1:23.763	44	20.711	1:11.294	34	28.353	1:11.748	44	37.159	1:11.712	70	39.226	1:10.244
12	14.738	1:25.758	12	26.145	1:14.733	12	37.549	1:14.787	12	49.190	1:14.457	37	42.910	1:11.436
61	15.789	1:26.809	61	27.788	1:15.325	61	39.509	1:15.104	61	52.506	1:15.813	34	44.257	1:11.489
18	16.214	1:27.234	18	28.276	1:15.388	18	40.050	1:15.157	18	53.035	1:15.801	44	44.769	1:11.637
3	21.520	1:32.540	8	36.264	1:17.657	8	51.074	1:18.193				12	59.651	1:14.488
8	21.933	1:32.953	3	36.845	1:18.651	3	51.690	1:18.228						
15	22.277	1:33.297	15	38.660	1:19.709	15	55.078	1:19.801						
5	27.868	1:38.888	5	47.334	1:22.792									

MGCC Peter Best BCV8 Championship
RACE CLASSIFICATION - RACE 4 - LAP CHART
 (contd.)

Lap 6			Lap 7			Lap 8			Lap 9			Lap 10		
No	Behind	Laptime	No	Behind	Laptime	No	Behind	Laptime	No	Behind	Laptime	No	Behind	Laptime
98		1:03.611	98		1:04.684	98		1:03.018	98		1:02.577	98		1:03.205
61	1 LAP	1:15.853	93	0.708	1:04.512	5	2 LAPS	1:24.810	93	0.770	1:02.514	93	1.199	1:03.634
18	1 LAP	1:15.472	12	1 LAP	1:15.725	93	0.833	1:03.143	34	1 LAP	1:10.936	32	1 LAP	1:10.635
93	0.880	1:03.496	18	1 LAP	1:14.319	37	1 LAP	1:24.412	44	1 LAP	1:10.944	52	1 LAP	1:10.892
8	1 LAP	1:17.768	61	1 LAP	1:15.774	12	1 LAP	1:14.395	37	1 LAP	1:12.294	70	1 LAP	1:10.976
3	1 LAP	1:18.233	81	28.832	1:07.495	18	1 LAP	1:13.880	5	2 LAPS	1:22.691	34	1 LAP	1:10.962
81	26.021	1:06.866	78	30.087	1:07.865	61	1 LAP	1:15.286	12	1 LAP	1:14.139	44	1 LAP	1:10.993
95	26.681	1:08.163	95	30.513	1:08.516	81	32.621	1:06.807	18	1 LAP	1:14.369	15	2 LAPS	1:20.220
78	26.906	1:07.930	8	1 LAP	1:18.400	78	33.087	1:06.018	81	36.440	1:06.396	37	1 LAP	1:12.105
15	1 LAP	1:21.411	92	31.279	1:08.308	95	34.420	1:06.925	78	37.089	1:06.579	81	39.644	1:06.409
92	27.655	1:07.630	3	1 LAP	1:18.110	92	35.070	1:06.809	61	1 LAP	1:17.570	5	2 LAPS	1:22.379
52	43.240	1:10.068	15	1 LAP	1:20.895	8	1 LAP	1:17.593	95	39.566	1:07.723	78	40.112	1:06.228
5	1 LAP	1:23.350	52	49.108	1:10.552	3	1 LAP	1:18.230	92	39.566	1:07.073	12	1 LAP	1:14.814
32	44.131	1:10.655	32	49.374	1:09.927	52	56.203	1:10.113	8	1 LAP	1:18.251	95	42.571	1:06.210
70	45.739	1:10.124	70	51.697	1:10.642	32	56.458	1:10.102	3	1 LAP	1:18.564	92	43.780	1:07.419
37	50.857	1:11.558	34	58.304	1:11.769	70	58.862	1:10.183				18	1 LAP	1:14.062
34	51.219	1:10.573	44	58.781	1:11.356	15	1 LAP	1:20.312				61	1 LAP	1:16.690
44	52.109	1:10.951												

MGCC Peter Best BCV8 Championship
RACE CLASSIFICATION - RACE 4 - LAP CHART
 (contd.)

Lap 11			Lap 12			Lap 13			Lap 14			Lap 15		
No	Behind	Laptime	No	Behind	Laptime	No	Behind	Laptime	No	Behind	Laptime	No	Behind	Laptime
98		1:03.561	98		1:02.691	98		1:02.477	98		1:02.049	98		1:02.847
93	0.918	1:03.280	93	0.630	1:02.403	93	0.423	1:02.270	93	0.976	1:02.602	93	0.620	1:02.491
32	1 LAP	1:11.069	61	2 LAPS	1:18.607	12	2 LAPS	1:13.729	15	3 LAPS	1:20.937	3	3 LAPS	1:20.216
52	1 LAP	1:11.148	52	1 LAP	1:10.856	18	2 LAPS	1:13.648	12	2 LAPS	1:13.626	95	1 LAP	1:16.064
70	1 LAP	1:10.881	32	1 LAP	1:11.360	5	3 LAPS	1:22.343	18	2 LAPS	1:13.105	37	2 LAPS	1:17.673
8	2 LAPS	1:18.201	70	1 LAP	1:10.831	61	2 LAPS	1:16.166	52	1 LAP	1:10.275	15	3 LAPS	1:19.609
3	2 LAPS	1:18.131	34	1 LAP	1:11.332	52	1 LAP	1:10.125	61	2 LAPS	1:17.544	12	2 LAPS	1:13.772
34	1 LAP	1:11.042	8	2 LAPS	1:17.902	32	1 LAP	1:10.341	32	1 LAP	1:11.369	18	2 LAPS	1:13.787
44	1 LAP	1:11.038	44	1 LAP	1:11.102	70	1 LAP	1:10.578	70	1 LAP	1:10.312	52	1 LAP	1:10.583
15	2 LAPS	1:19.684	3	2 LAPS	1:18.529	34	1 LAP	1:10.955	5	3 LAPS	1:23.193	32	1 LAP	1:10.219
37	1 LAP	1:12.212	37	1 LAP	1:12.817	44	1 LAP	1:10.940	34	1 LAP	1:10.719	70	1 LAP	1:10.572
81	42.170	1:06.087	81	45.594	1:06.115	8	2 LAPS	1:17.722	44	1 LAP	1:10.742	61	2 LAPS	1:17.004
78	42.731	1:06.180	78	46.305	1:06.265	3	2 LAPS	1:18.263	81	54.684	1:07.152	34	1 LAP	1:11.097
95	45.941	1:06.931	15	2 LAPS	1:19.132	81	49.581	1:06.464	78	54.982	1:06.598	44	1 LAP	1:11.450
92	46.978	1:06.759	92	51.967	1:07.680	78	50.433	1:06.605	8	2 LAPS	1:18.843	5	3 LAPS	1:22.520
12	1 LAP	1:14.932	95	52.257	1:09.007	37	1 LAP	1:13.978	92	1:02.285	1:07.361	81	58.104	1:06.267
18	1 LAP	1:13.605				92	56.973	1:07.483				78	58.317	1:06.182
5	2 LAPS	1:22.208				95	57.442	1:07.662				92	1:08.225	1:08.787
												8	2 LAPS	1:20.328

MGCC Actman Eyewear MG Midget Challenge QUALIFYING - RACE 5

POS	NO	CL	NAME	NAT	CAR	TIME	LAPS	GAP	MPH
1	62	A	Richard PERRY		MG Midget	1:06.843	14		88.27
2	63	A	Tim STORRAR		Austin Healey Sprite	1:07.406	14	0.563	87.53
3	61	A	Edward REEVE		MG Midget	1:07.769	14	0.926	87.06
4	68	A	Peter MAY		MG Midget	1:08.119	14	1.276	86.61
5	1	A	Peter DIGNAN		AH Frogeye Sprite	1:08.567	14	1.724	86.05
6	2	B	William SMALLRIDGE		MG Midget	1:08.701	14	1.858	85.88
7	71	A	Gil DUFFY		AH Frogeye Sprite	1:08.884	14	2.041	85.65
8	3	B	Mark TURNER		Austin Healey Sprite	1:10.256	14	3.413	83.98
9	10	B	Andrew ACTMAN		Austin Healey Sprite	1:12.263	10	5.420	81.65
10	65	A	Berni BAXTER		MG Midget	1:12.667	13	5.824	81.19
11	38	C	Nigel BARKER		MG Midget	1:13.743	13	6.900	80.01
12	43	C	Tim RHODES		Austin Healey Sprite	1:13.953	13	7.110	79.78
13	45	C	David PRICE		MG Midget	1:14.520	12	7.677	79.17
14	33	C	David PYMM		MG Midget	1:15.030	13	8.187	78.64
15	32	C	Dominic MOONEY		MG Midget	1:15.359	12	8.516	78.29
16	12	B	Ian WOODBRIDGE		MG Midget	1:15.698	11	8.855	77.94
17	20	B	Tony DAVIS		Austin Healey Sprite	1:15.929	12	9.086	77.70
18	44	C	Peter COLLINSON		MG Midget	1:17.211	12	10.368	76.41
19	41	C	John COLLINSON		MG Midget	1:18.551	11	11.708	75.11
20	11	B	Steve COLLINSON		MG Midget	1:20.462	12	13.619	73.33

Car No 61 needs working transponder please. No 1 transponder intermittent

Weather / Track : Cloudy / Dry

These results are provisional until the conclusion of any judicial and technical matters.

Silverstone

Circuit Length = 1.6390 miles.

Start: 10:24 End: 10:39

Clerk Of Course:	Stewards:	Timekeeper:
------------------	-----------	-------------

MGCC Actman Eyewear MG Midget Challenge

QUALIFYING - LAP ANALYSIS

1	Peter DIGNAN	AH Frogeye Sprite			
1 -	4:46.833	6 -	1:09.138	11 -	1:13.272
2 -	1:16.117	7 -	1:08.783	12 -	1:11.268
3 -	1:11.408	8 -	1:09.434	13 -	1:08.864
4 -	1:09.915	9 -	1:08.781	14 -	1:08.567
5 -	1:08.661	10 -	1:10.832		
2	William SMALLRIDGE	MG Midget			
1 -	4:47.947	6 -	1:09.976	11 -	1:10.339
2 -	1:17.554	7 -	1:08.701	12 -	1:09.882
3 -	1:11.532	8 -	1:08.946	13 -	1:10.352
4 -	1:12.713	9 -	1:11.334	14 -	1:10.345
5 -	1:10.279	10 -	1:09.439		
3	Mark TURNER	Austin Healey Sprite			
1 -	4:41.004	6 -	1:10.659	11 -	1:11.252
2 -	1:17.603	7 -	1:10.386	12 -	1:10.583
3 -	1:12.213	8 -	1:10.958	13 -	1:10.256
4 -	1:12.096	9 -	1:13.326	14 -	1:10.614
5 -	1:11.611	10 -	1:10.596		
10	Andrew ACTMAN	Austin Healey Sprite			
1 -	4:46.458	6 -	1:13.154		
2 -	1:27.358	7 -	1:19.415		
3 -	1:16.707	8 -	1:13.235		
4 -	1:13.527	9 -	1:12.263		
5 -	1:12.823	10 -	1:58.110P		
11	Steve COLLINSON	MG Midget			
1 -	4:55.212	6 -	1:23.410	11 -	1:23.206
2 -	1:24.951	7 -	1:20.462	12 -	1:21.787
3 -	1:24.763	8 -	1:21.706		
4 -	1:23.924	9 -	1:23.031		
5 -	1:23.053	10 -	1:22.839		
12	Ian WOODBRIDGE	MG Midget			
1 -	4:56.705	6 -	1:19.110	11 -	1:16.242
2 -	1:28.021	7 -	1:20.198		
3 -	1:26.798	8 -	1:33.796P		
4 -	1:18.404	9 -	2:06.553		
5 -	1:22.691	10 -	1:15.698		

Car No 61 needs working transponder please. No 1 transponder intermittent
Weather / Track : Cloudy / Dry

Silverstone
Circuit Length = 1.6390 miles.
Start: 10:24 End: 10:39

MGCC Actman Eyewear MG Midget Challenge

QUALIFYING - LAP ANALYSIS

(contd.)

20	Tony DAVIS	Austin Healey Sprite
1 - 5:02.358	6 - 1:16.998	11 - 1:16.409
2 - 1:31.504	7 - 1:17.492	12 - 1:16.997
3 - 1:19.980	8 - 1:18.645	
4 - 1:20.084	9 - 1:15.929	
5 - 1:17.126	10 - 1:16.820	
32	Dominic MOONEY	MG Midget
1 - 4:58.782	6 - 1:16.333	11 - 1:15.359
2 - 1:26.349	7 - 1:17.156	12 - 1:16.847
3 - 1:19.546	8 - 1:27.748	
4 - 1:17.334	9 - 1:15.820	
5 - 1:16.593	10 - 1:16.090	
33	David PYMM	MG Midget
1 - 4:53.005	6 - 1:16.627	11 - 1:15.504
2 - 1:22.020	7 - 1:16.643	12 - 1:16.580
3 - 1:17.434	8 - 1:15.892	13 - 1:15.953
4 - 1:15.455	9 - 1:15.921	
5 - 1:15.030	10 - 1:15.114	
38	Nigel BARKER	MG Midget
1 - 4:41.930	6 - 1:13.743	11 - 1:15.693
2 - 1:20.890	7 - 1:14.129	12 - 1:13.947
3 - 1:17.485	8 - 1:15.073	13 - 1:13.825
4 - 1:15.281	9 - 1:14.214	
5 - 1:14.467	10 - 1:13.973	
41	John COLLINSON	MG Midget
1 - 4:55.804	6 - 1:20.602	11 - 1:19.155
2 - 1:28.050	7 - 1:21.464	
3 - 1:40.306P	8 - 1:21.307	
4 - 1:57.976	9 - 1:19.544	
5 - 1:20.832	10 - 1:18.551	
43	Tim RHODES	Austin Healey Sprite
1 - 4:40.173	6 - 1:14.016	11 - 1:13.953
2 - 1:19.900	7 - 1:14.367	12 - 1:14.170
3 - 1:15.610	8 - 1:14.441	13 - 1:16.078
4 - 1:17.025	9 - 1:14.101	
5 - 1:14.410	10 - 1:14.293	

Car No 61 needs working transponder please. No 1 transponder intermittent
Weather / Track : Cloudy / Dry

Silverstone
Circuit Length = 1.6390 miles.
Start: 10:24 End: 10:39

MGCC Actman Eyewear MG Midget Challenge

QUALIFYING - LAP ANALYSIS

(contd.)

44	Peter COLLINSON			MG Midget
1 -	4:54.031	6 -	1:19.402	11 - 1:17.211
2 -	1:22.429	7 -	1:18.537	12 - 1:17.349
3 -	1:19.426	8 -	1:20.693	
4 -	1:21.223	9 -	1:18.266	
5 -	1:18.724	10 -	1:17.635	
45	David PRICE			MG Midget
1 -	5:06.811	6 -	1:14.983	11 - 1:15.909
2 -	1:28.460	7 -	1:14.520	12 - 1:16.448
3 -	1:17.268	8 -	1:15.994	
4 -	1:16.071	9 -	1:14.712	
5 -	1:18.812	10 -	1:16.830	
61	Edward REEVE			MG Midget
1 -	4:50.743	6 -	1:08.241	11 - 1:09.046
2 -	1:19.127	7 -	1:07.769	12 - 1:07.791
3 -	1:12.331	8 -	1:08.166	13 - 1:08.033
4 -	1:10.074	9 -	1:10.118	14 - 1:08.543
5 -	1:08.974	10 -	1:08.625	
62	Richard PERRY			MG Midget
1 -	4:46.136	6 -	1:07.394	11 - 1:07.481
2 -	1:16.139	7 -	1:07.834	12 - 1:07.896
3 -	1:12.720	8 -	1:07.223	13 - 1:07.545
4 -	1:08.233	9 -	1:08.268	14 - 1:09.520
5 -	1:07.346	10 -	1:06.843	
63	Tim STORRAR			Austin Healey Sprite
1 -	4:40.588	6 -	1:07.832	11 - 1:08.702
2 -	1:16.167	7 -	1:08.736	12 - 1:08.316
3 -	1:11.089	8 -	1:10.009	13 - 1:07.664
4 -	1:08.920	9 -	1:07.859	14 - 1:07.771
5 -	1:08.024	10 -	1:07.406	
65	Berni BAXTER			MG Midget
1 -	5:00.158	6 -	1:14.491	11 - 1:13.143
2 -	1:27.240	7 -	1:14.619	12 - 1:12.667
3 -	1:22.192	8 -	1:14.683	13 - 1:12.850
4 -	1:18.515	9 -	1:14.874	
5 -	1:16.114	10 -	1:13.078	

Car No 61 needs working transponder please. No 1 transponder intermittent
Weather / Track : Cloudy / Dry

Silverstone
Circuit Length = 1.6390 miles.
Start: 10:24 End: 10:39

MGCC Actman Eyewear MG Midget Challenge QUALIFYING - LAP ANALYSIS

(contd.)

68	Peter MAY	MG Midget			
1 -	4:47.429	6 -	1:09.615	11 -	1:10.100
2 -	1:17.297	7 -	1:09.353	12 -	1:08.556
3 -	1:11.729	8 -	1:09.020	13 -	1:08.711
4 -	1:09.759	9 -	1:09.925	14 -	1:25.464P
5 -	1:08.119	10 -	1:08.660		
71	Gil DUFFY	AH Frogeye Sprite			
1 -	4:46.580	6 -	1:08.884	11 -	1:10.296
2 -	1:16.620	7 -	1:08.976	12 -	1:09.830
3 -	1:12.734	8 -	1:09.245	13 -	1:09.461
4 -	1:09.453	9 -	1:09.200	14 -	1:09.433
5 -	1:09.227	10 -	1:09.196		

Car No 61 needs working transponder please. No 1 transponder intermittent
Weather / Track : Cloudy / Dry

Silverstone
Circuit Length = 1.6390 miles.
Start: 10:24 End: 10:39

MGCC Actman Eyewear MG Midget Challenge

GRID - RACE 5

ROW 10	41 COLLINSON	11 COLLINSON
ROW 9	20 DAVIS	44 COLLINSON
ROW 8	32 MOONEY	12 WOODBRIDGE
ROW 7	45 PRICE	33 PYMM
ROW 6	38 BARKER	43 RHODES
ROW 5	10 ACTMAN	65 BAXTER
ROW 4	71 DUFFY	3 TURNER
ROW 3	1 DIGNAN	2 SMALLRIDGE
ROW 2	61 REEVE	68 MAY
ROW 1	62 PERRY	63 STORRAR
	POLE	

Car No 61 needs working transponder please. No 1 transponder intermittent

Weather / Track : Cloudy / Dry

These results are provisional until the conclusion of any judicial and technical matters.

Silverstone

Circuit Length = 1.6390 miles.

Start: 10:24 End: 10:39

Clerk Of Course:	Stewards:	Timekeeper:
------------------	-----------	-------------

MGCC Actman Eyewear MG Midget Challenge

RACE CLASSIFICATION - RACE 5

POS	NO	CL	NAME	NAT	CAR	TIME	LAPS	GAP	MPH	BEST
1	62	A	Richard PERRY		MG Midget	16:07.558	14		85.55	1:07.800
2	61	A	Edward REEVE		MG Midget	16:17.275	14	9.717	84.70	1:07.524
3	1	A	Peter DIGNAN		AH Frogeye Sprite	16:39.803	14	32.245	82.79	1:07.710
4	2	B	William SMALLRIDGE		MG Midget	16:48.338	14	40.780	82.09	1:10.284
5	3	B	Mark TURNER		Austin Healey Sprite	16:56.257	14	48.699	81.45	1:10.925
6	10	B	Andrew ACTMAN		Austin Healey Sprite	17:05.536	14	57.978	80.72	1:11.423
7	38	C	Nigel BARKER		MG Midget	16:22.057	13	1 LAP	78.28	1:14.000
8	43	C	Tim RHODES		Austin Healey Sprite	16:24.240	13	1 LAP	78.11	1:13.973
9	65	A	Berni BAXTER		MG Midget	16:28.181	13	1 LAP	77.80	1:10.836
10	45	C	David PRICE		MG Midget	16:34.432	13	1 LAP	77.31	1:14.878
11	12	B	Ian WOODBRIDGE		MG Midget	16:37.125	13	1 LAP	77.10	1:14.052
12	20	B	Tony DAVIS		Austin Healey Sprite	16:38.101	13	1 LAP	77.02	1:14.695
13	33	C	David PYMM		MG Midget	16:39.289	13	1 LAP	76.93	1:14.895
14	44	C	Peter COLLINSON		MG Midget	17:11.256	13	1 LAP	74.55	1:17.784
15	41	C	John COLLINSON		MG Midget	17:25.605	13	1 LAP	73.52	1:18.536
16	11	B	Steve COLLINSON		MG Midget	17:04.536	12	2 LAPS	69.28	1:21.308

NOT CLASSIFIED

68	A	Peter MAY		MG Midget	13:46.594	12	D.N.F.	85.87	1:07.363
32	C	Dominic MOONEY		MG Midget	13:45.402	10	D.N.F.	71.69	1:19.934
63	A	Tim STORRAR		Austin Healey Sprite	8:34.040	7	D.N.F.	80.69	1:08.045
71	A	Gil DUFFY		AH Frogeye Sprite	2:28.912	2	D.N.F.	80.43	1:08.827

FASTEST LAP

68	A	Peter MAY		MG Midget	1:07.363	11	87.59mph	140.96kph
2	B	William SMALLRIDGE		MG Midget	1:10.284	3	83.95mph	135.10kph
43	C	Tim RHODES		Austin Healey Sprite	1:13.973	5	79.76mph	128.36kph

Weather / Track : Sunny / Dry
 These results are provisional until the conclusion of any judicial and technical matters.

Silverstone
 Circuit Length = 1.6390 miles.
 Start: 14:52 End: 15:08

Clerk Of Course:	Stewards:	Timekeeper:
------------------	-----------	-------------

MGCC Actman Eyewear MG Midget Challenge

RACE CLASSIFICATION - RACE 5 - LAP CHART

Lap 1			Lap 2			Lap 3			Lap 4			Lap 5		
No	Behind	Laptime	No	Behind	Laptime	No	Behind	Laptime	No	Behind	Laptime	No	Behind	Laptime
62		1:16.664	62		1:08.885	62		1:08.829	62		1:07.959	62		1:07.868
63	0.245	1:16.909	63	0.150	1:08.790	63	0.074	1:08.753	63	0.160	1:08.045	68	0.193	1:07.545
68	1.650	1:18.314	68	1.515	1:08.750	68	0.786	1:08.100	68	0.516	1:07.689	63	0.342	1:08.050
1	2.031	1:18.695	1	2.278	1:09.132	61	1.974	1:08.414	61	1.735	1:07.720	61	1.391	1:07.524
61	2.163	1:18.827	61	2.389	1:09.111	1	2.497	1:09.048	1	2.424	1:07.886	1	2.266	1:07.710
2	3.220	1:19.884	71	3.363	1:08.827	2	6.552	1:10.284	2	9.047	1:10.454	2	11.651	1:10.472
71	3.421	1:20.085	2	5.097	1:10.762	3	9.741	1:11.571	3	12.731	1:10.949	3	15.788	1:10.925
3	4.193	1:20.857	3	6.999	1:11.691	10	11.285	1:12.541	10	15.548	1:12.222	10	20.068	1:12.388
10	5.035	1:21.699	10	7.573	1:11.423	65	13.447	1:12.390	65	18.100	1:12.612	65	22.236	1:12.004
65	6.426	1:23.090	65	9.886	1:12.345	38	19.499	1:14.308	38	26.239	1:14.699	38	32.371	1:14.000
38	8.481	1:25.145	38	14.020	1:14.424	43	19.643	1:14.134	43	26.534	1:14.850	43	32.639	1:13.973
43	8.903	1:25.567	43	14.338	1:14.320	45	23.718	1:14.878	45	30.655	1:14.896	45	38.180	1:15.393
45	10.952	1:27.616	45	17.669	1:15.602	20	25.182	1:15.596	20	32.885	1:15.662	20	40.489	1:15.472
20	11.200	1:27.864	20	18.415	1:16.100	33	25.682	1:14.895	33	33.232	1:15.509	12	41.353	1:15.316
44	12.402	1:29.066	33	19.616	1:15.598	12	27.023	1:14.473	12	33.905	1:14.841	33	41.425	1:16.061
33	12.903	1:29.567	44	21.327	1:17.810	44	30.585	1:18.087	44	40.922	1:18.296	44	51.446	1:18.392
12	13.185	1:29.849	12	21.379	1:17.079	41	35.007	1:19.013	41	45.999	1:18.951	41	56.768	1:18.637
41	15.172	1:31.836	41	24.823	1:18.536	11	43.837	1:21.791	11	58.015	1:22.137			
11	17.481	1:34.145	11	30.875	1:22.279	32	45.105	1:20.810	32	59.234	1:22.088			
32	20.998	1:37.662	32	33.124	1:21.011									

MGCC Actman Eyewear MG Midget Challenge
RACE CLASSIFICATION - RACE 5 - LAP CHART
 (contd.)

Lap 6			Lap 7			Lap 8			Lap 9			Lap 10		
No	Behind	Laptime	No	Behind	Laptime	No	Behind	Laptime	No	Behind	Laptime	No	Behind	Laptime
62		1:08.289	62		1:07.870	62		1:07.800	62		1:08.070	62		1:07.884
68	0.880	1:08.976	68	0.760	1:07.750	68	1.280	1:08.320	68	1.505	1:08.295	45	1 LAP	1:15.346
63	2.291	1:10.238	61	3.967	1:08.835	44	1 LAP	1:19.484	61	6.808	1:09.141	68	1.458	1:07.837
61	3.002	1:09.900	32	1 LAP	1:21.084	61	5.737	1:09.570	44	1 LAP	1:18.233	20	1 LAP	1:16.295
32	1 LAP	1:20.314	1	19.426	1:23.552	41	1 LAP	1:20.418	41	1 LAP	1:19.861	11	2 LAPS	1:22.921
1	3.744	1:09.767	2	20.296	1:13.630	1	22.400	1:10.774	1	24.197	1:09.867	12	1 LAP	1:18.380
2	14.536	1:11.174	63	27.676	1:33.255P	2	23.611	1:11.115	2	26.259	1:10.718	33	1 LAP	1:15.643
3	20.209	1:12.710	3	27.110	1:14.771	32	1 LAP	1:20.858	3	35.698	1:11.342	61	7.608	1:08.684
10	25.841	1:14.062	65	30.400	1:12.228	3	32.426	1:13.116	65	36.699	1:10.947	44	1 LAP	1:18.039
65	26.042	1:12.095	10	31.248	1:13.277	65	33.822	1:11.222	10	39.521	1:11.933	1	26.512	1:10.199
11	1 LAP	1:45.469	11	1 LAP	1:23.101	10	35.658	1:12.210	32	1 LAP	1:20.961	2	29.201	1:10.826
38	38.513	1:14.431	38	45.058	1:14.415	38	51.358	1:14.100	38	58.531	1:15.243	41	1 LAP	1:19.006
43	38.795	1:14.445	43	45.706	1:14.781	43	53.085	1:15.179	43	59.907	1:14.892	3	38.845	1:11.031
45	45.416	1:15.525	45	53.523	1:15.977	11	1 LAP	1:21.308				65	39.723	1:10.908
20	46.895	1:14.695	20	53.803	1:14.778	45	1:00.661	1:14.938				10	43.960	1:12.323
12	47.116	1:14.052	12	54.392	1:15.146	12	1:00.992	1:14.400				32	1 LAP	1:19.934
33	48.798	1:15.662	33	56.745	1:15.817	20	1:02.409	1:16.406				38	1:05.600	1:14.953
44	1:00.941	1:17.784				33	1:04.226	1:15.281				43	1:06.567	1:14.544
41	1:07.484	1:19.005												

MGCC Actman Eyewear MG Midget Challenge
RACE CLASSIFICATION - RACE 5 - LAP CHART
 (contd.)

Lap 11			Lap 12			Lap 13			Lap 14			Lap 15		
No	Behind	Laptime	No	Behind	Laptime	No	Behind	Laptime	No	Behind	Laptime	No	Behind	Laptime
62		1:07.857	62		1:08.299	62		1:08.574	62		1:12.710			
68	0.964	1:07.363	68	0.320	1:07.655	38	1 LAP	1:15.591	61	9.717	1:10.998			
45	1 LAP	1:14.966	38	1 LAP	1:14.762	61	11.429	1:11.181	38	1 LAP	1:15.986			
61	8.619	1:08.868	43	1 LAP	1:15.365	43	1 LAP	1:16.674	43	1 LAP	1:15.516			
20	1 LAP	1:16.161	61	8.822	1:08.502	45	1 LAP	1:16.770	65	1 LAP	1:39.144			
12	1 LAP	1:15.735	45	1 LAP	1:16.575	12	1 LAP	1:16.335	45	1 LAP	1:15.950			
33	1 LAP	1:16.581	12	1 LAP	1:14.238	20	1 LAP	1:16.861	12	1 LAP	1:17.281			
11	2 LAPS	1:22.687	20	1 LAP	1:15.861	33	1 LAP	1:17.433	20	1 LAP	1:16.350			
1	28.818	1:10.163	33	1 LAP	1:15.363	1	33.613	1:11.390	33	1 LAP	1:15.879			
2	31.879	1:10.535	1	30.797	1:10.278	2	41.909	1:16.371	1	32.245	1:11.342			
44	1 LAP	1:17.884	11	2 LAPS	1:22.006	11	2 LAPS	1:24.591	2	40.780	1:11.581			
3	42.029	1:11.041	2	34.112	1:10.532	3	49.104	1:12.500	3	48.699	1:12.305			
65	42.702	1:10.836	3	45.178	1:11.448	44	1 LAP	1:20.838	11	2 LAPS	1:22.101			
41	1 LAP	1:19.472	44	1 LAP	1:18.718	10	58.063	1:14.657	10	57.978	1:12.625			
10	47.938	1:11.835	10	51.980	1:12.341	41	1 LAP	1:20.902	44	1 LAP	1:18.625			
32	1 LAP	1:20.680	41	1 LAP	1:18.799				41	1 LAP	1:21.169			
			65	1:02.763	1:28.360									

MGCC Colonnade Residential Thoroughbred Sports Cars Championship QUALIFYING - RACE 6

POS	NO	CL	NAME	NAT	CAR	TIME	LAPS	GAP	MPH
1	65	D	Andy GREEN		Morgan +8	1:06.974	14		88.10
2	92	D	Roy McCARTHY		MGB GT V8	1:08.412	7	1.438	86.24
3	60	C	Nick McCAFFREY		Jaguar E-Type	1:08.643	13	1.669	85.95
4	90	C	Simon KNOWLES		Triumph TR6	1:09.557	14	2.583	84.82
5	36	B	Colin JONES		MGA	1:10.700	13	3.726	83.45
6	62	B	Neil CAWTHORN		MGA	1:11.076	13	4.102	83.01
7	19	C	Roy CHAMBERLAIN		Triumph TR2	1:11.202	13	4.228	82.86
8	4	B	Bob LINES		MGA	1:11.796	13	4.822	82.18
9	80	A	Paul WHITE		MGB	1:13.413	8	6.439	80.37
10	66	B	Peter BARNARD		MG Midget	1:13.925	13	6.951	79.81
11	42	B	Robert INNES-KER		MGA	1:14.272	12	7.298	79.44
12	87	B	Maurice WHELAN		MGB	1:14.579	13	7.605	79.11
13	91	B	Malcolm WHITE		MGB	1:16.371	12	9.397	77.26

Weather / Track : Sunny / Dry

These results are provisional until the conclusion of any judicial and technical matters.

Silverstone

Circuit Length = 1.6390 miles.

Start: 10:44 End: 10:59

Clerk Of Course:

Stewards:

Timekeeper:

MGCC Colonnade Residential Thoroughbred Sports Cars Championship QUALIFYING - LAP ANALYSIS

4	Bob LINES	MGA
1 - 6:34.663	6 - 1:13.864	11 - 1:11.946
2 - 1:18.977	7 - 1:13.312	12 - 1:11.796
3 - 1:14.510	8 - 1:13.778	13 - 1:11.816
4 - 1:14.356	9 - 1:13.530	
5 - 1:14.310	10 - 1:13.780	
19	Roy CHAMBERLAIN	Triumph TR2
1 - 6:38.548	6 - 1:11.747	11 - 1:11.341
2 - 1:24.394	7 - 1:11.936	12 - 1:11.202
3 - 1:16.077	8 - 1:12.473	13 - 1:11.631
4 - 1:13.556	9 - 1:11.601	
5 - 1:12.084	10 - 1:11.577	
36	Colin JONES	MGA
1 - 6:37.657	6 - 1:11.504	11 - 1:10.843
2 - 1:23.724	7 - 1:10.924	12 - 1:10.713
3 - 1:13.274	8 - 1:10.894	13 - 1:10.700
4 - 1:11.549	9 - 1:11.135	
5 - 1:10.705	10 - 1:11.236	
42	Robert INNES-KER	MGA
1 - 6:39.781	6 - 1:15.167	11 - 1:33.940
2 - 1:26.232	7 - 1:14.272	12 - 1:42.087P
3 - 1:18.729	8 - 1:15.029	
4 - 1:16.124	9 - 1:14.434	
5 - 1:14.520	10 - 1:34.906P	
60	Nick McCAFFREY	Jaguar E-Type
1 - 6:36.563	6 - 1:12.186	11 - 1:08.643
2 - 1:26.899	7 - 1:11.082	12 - 1:14.736
3 - 1:16.125	8 - 1:10.724	13 - 1:42.265P
4 - 1:12.829	9 - 1:09.698	
5 - 1:09.914	10 - 1:09.681	
62	Neil CAWTHORN	MGA
1 - 6:41.752	6 - 1:11.839	11 - 1:11.902
2 - 1:22.173	7 - 1:11.928	12 - 1:11.076
3 - 1:15.955	8 - 1:11.770	13 - 1:11.585
4 - 1:13.281	9 - 1:11.369	
5 - 1:11.811	10 - 1:11.856	

MGCC Colonnade Residential Thoroughbred Sports Cars Championship QUALIFYING - LAP ANALYSIS

(contd.)

65	Andy GREEN	Morgan +8
1 - 6:27.704	6 - 1:07.563	11 - 1:07.347
2 - 1:12.761	7 - 1:07.732	12 - 1:06.974
3 - 1:09.322	8 - 1:07.589	13 - 1:17.819
4 - 1:08.248	9 - 1:08.940	14 - 1:13.222
5 - 1:07.327	10 - 1:07.479	
66	Peter BARNARD	MG Midget
1 - 6:39.395	6 - 1:15.198	11 - 1:14.857
2 - 1:26.436	7 - 1:14.686	12 - 1:13.925
3 - 1:18.762	8 - 1:15.734	13 - 1:14.658
4 - 1:16.532	9 - 1:14.349	
5 - 1:15.229	10 - 1:14.633	
80	Paul WHITE	MGB
1 - 6:28.182	6 - 1:13.625	
2 - 1:14.443	7 - 1:13.413	
3 - 1:13.748	8 - 1:39.366P	
4 - 1:13.962		
5 - 1:13.920		
87	Maurice WHELAN	MGB
1 - 6:35.383	6 - 1:17.090	11 - 1:15.654
2 - 1:23.746	7 - 1:15.254	12 - 1:14.579
3 - 1:20.320	8 - 1:15.321	13 - 1:41.056
4 - 1:18.448	9 - 1:14.625	
5 - 1:17.044	10 - 1:15.370	
90	Simon KNOWLES	Triumph TR6
1 - 6:25.540	6 - 1:11.042	11 - 1:09.582
2 - 1:13.708	7 - 1:10.281	12 - 1:09.557
3 - 1:11.830	8 - 1:10.327	13 - 1:09.945
4 - 1:11.534	9 - 1:09.727	14 - 1:09.746
5 - 1:10.061	10 - 1:09.592	
91	Malcolm WHITE	MGB
1 - 6:34.373	6 - 1:17.495	11 - 1:16.694
2 - 1:28.280	7 - 1:17.606	12 - 1:16.371
3 - 1:22.819	8 - 1:18.214	
4 - 1:19.639	9 - 1:17.103	
5 - 1:17.895	10 - 1:17.879	

MGCC Colonnade Residential Thoroughbred Sports Cars Championship QUALIFYING - LAP ANALYSIS


(contd.)

92	Roy McCARTHY	MGB GT V8
1 - 6:41.933	6 - 1:08.412	
2 - 1:19.649	7 - 1:25.727P	
3 - 1:08.462		
4 - 1:10.058		
5 - 1:08.509		

MGCC Colonnade Residential Thoroughbred Sports Cars Championship

GRID - RACE 6

ROW 7	91	WHITE	
ROW 6	42	INNES-KER	87
ROW 5	80	WHITE	66
ROW 4	19	CHAMBERLAIN	4
ROW 3	36	JONES	62
ROW 2	60	McCAFFREY	90
ROW 1	65	GREEN	92
		POLE	



Weather / Track : Sunny / Dry
 These results are provisional until the conclusion of any judicial and technical matters.

Silverstone
 Circuit Length = 1.6390 miles.
 Start: 10:44 End: 10:59

Clerk Of Course:	Stewards:	Timekeeper:
------------------	-----------	-------------

MGCC Colonnade Residential Thoroughbred Sports Cars Championship

RACE CLASSIFICATION - RACE 6

POS	NO	CL	NAME	NAT	CAR	TIME	LAPS	GAP	MPH	BEST
1	65	D	Andy GREEN		Morgan +8	15:55.780	14		86.61	1:07.079
2	92	D	Roy McCARTHY		MGB GT V8	15:55.968	14	0.188	86.59	1:07.201
3	60	C	Nick McCAFFREY		Jaguar E-Type	16:43.705	14	47.925	82.47	1:09.916
4	36	B	Colin JONES		MGA	16:45.749	14	49.969	82.30	1:10.316
5	19	C	Roy CHAMBERLAIN		Triumph TR2	16:53.206	14	57.426	81.70	1:10.838
6	62	B	Neil CAWTHORN		MGA	16:53.531	14	57.751	81.67	1:10.888
7	4	B	Bob LINES		MGA	16:14.811	13	1 LAP	78.86	1:12.834
8	80	A	Paul WHITE		MGB	16:25.795	13	1 LAP	77.98	1:13.377
9	87	B	Maurice WHELAN		MGB	16:41.774	13	1 LAP	76.74	1:15.115
10	66	B	Peter BARNARD		MG Midget	16:45.937	13	1 LAP	76.42	1:14.966
11	91	B	Malcolm WHITE		MGB	17:52.796	13	1 LAP	71.66	1:17.317

NOT CLASSIFIED

90	C	Simon KNOWLES		Triumph TR6	6:00.058	5	D.N.F.	82.42	1:10.196
42	B	Robert INNES-KER		MGA	6:46.611	5	D.N.F.	72.99	1:13.015

FASTEST LAP

65	D	Andy GREEN		Morgan +8	1:07.079	13	87.96mph	141.56kph
60	C	Nick McCAFFREY		Jaguar E-Type	1:09.916	14	84.39mph	135.81kph
36	B	Colin JONES		MGA	1:10.316	5	83.91mph	135.04kph
80	A	Paul WHITE		MGB	1:13.377	4	80.41mph	129.41kph

Weather / Track : Sunny / Dry
 These results are provisional until the conclusion of any judicial and technical matters.

Silverstone
 Circuit Length = 1.6390 miles.
 Start: 15:19 End: 15:35

Clerk Of Course:	Stewards:	Timekeeper:
------------------	-----------	-------------

MGCC Colonnade Residential Thoroughbred Sports Cars Championship

RACE CLASSIFICATION - RACE 6 - LAP CHART

Lap 1			Lap 2			Lap 3			Lap 4			Lap 5		
No	Behind	Laptime	No	Behind	Laptime	No	Behind	Laptime	No	Behind	Laptime	No	Behind	Laptime
65		1:14.865	65		1:08.549	92		1:07.656	92		1:07.405	92		1:07.826
92	0.290	1:15.155	92	0.222	1:08.481	65	0.362	1:08.240	65	0.792	1:07.835	65	1.113	1:08.147
90	2.765	1:17.630	90	4.412	1:10.196	90	7.203	1:10.669	90	10.719	1:10.921	90	13.535	1:10.642
60	4.130	1:18.995	60	7.076	1:11.495	60	10.667	1:11.469	36	14.430	1:10.858	36	16.920	1:10.316
36	5.565	1:20.430	36	8.138	1:11.122	36	10.977	1:10.717	60	15.552	1:12.290	60	18.278	1:10.552
19	6.402	1:21.267	19	9.904	1:12.051	62	14.093	1:11.750	62	17.837	1:11.149	62	21.435	1:11.424
62	6.565	1:21.430	62	10.221	1:12.205	19	14.731	1:12.705	19	18.383	1:11.057	19	22.340	1:11.783
80	8.472	1:23.337	80	13.875	1:13.952	80	19.655	1:13.658	80	25.627	1:13.377	80	31.622	1:13.821
4	10.228	1:25.093	4	15.670	1:13.991	4	21.636	1:13.844	4	27.065	1:12.834	4	32.455	1:13.216
87	10.948	1:25.813	42	18.040	1:15.459	42	23.177	1:13.015	42	29.938	1:14.166	87	42.622	1:16.078
42	11.130	1:25.995	87	18.613	1:16.214	87	25.850	1:15.115	87	34.370	1:15.925	66	42.987	1:16.083
66	11.416	1:26.281	66	19.097	1:16.230	66	26.401	1:15.182	66	34.730	1:15.734	91	56.913	1:18.907
91	15.041	1:29.906	91	24.359	1:17.867	91	34.856	1:18.375	91	45.832	1:18.381	42	1:00.088	1:37.976P

MGCC Colonnade Residential Thoroughbred Sports Cars Championship

RACE CLASSIFICATION - RACE 6 - LAP CHART

(contd.)

Lap 6			Lap 7			Lap 8			Lap 9			Lap 10		
No	Behind	Laptime	No	Behind	Laptime	No	Behind	Laptime	No	Behind	Laptime	No	Behind	Laptime
92		1:08.101	92		1:08.032	92		1:07.826	92		1:08.101	92		1:07.468
65	0.461	1:07.449	65	0.828	1:08.399	65	0.702	1:07.700	65	0.375	1:07.774	65	0.506	1:07.599
36	20.164	1:11.345	91	1 LAP	1:21.502	91	1 LAP	1:19.586	87	1 LAP	1:15.562	87	1 LAP	1:15.311
60	21.329	1:11.152	36	23.712	1:11.580	36	28.175	1:12.289	66	1 LAP	1:15.476	66	1 LAP	1:25.570
62	25.445	1:12.111	60	26.743	1:13.446	60	30.266	1:11.349	91	1 LAP	1:18.046	36	34.583	1:10.909
19	26.063	1:11.824	62	29.257	1:11.844	19	34.084	1:12.009	36	31.142	1:11.068	60	35.269	1:10.329
4	40.170	1:15.816	19	29.901	1:11.870	62	34.253	1:12.822	60	32.408	1:10.243	91	1 LAP	1:18.764
80	41.027	1:17.506	4	48.339	1:16.201	4	55.010	1:14.497	19	37.649	1:11.666	19	41.549	1:11.368
87	52.749	1:18.228	80	49.016	1:16.021	80	55.562	1:14.372	62	38.018	1:11.866	62	42.025	1:11.475
66	53.571	1:18.685	87	1:01.316	1:16.599				4	1:00.301	1:13.392	4	1:06.468	1:13.635
			66	1:01.708	1:16.169				80	1:01.198	1:13.737			

**MGCC Colonnade Residential Thoroughbred Sports Cars Championship
RACE CLASSIFICATION - RACE 6 - LAP CHART**

(contd.)

Lap 11			Lap 12			Lap 13			Lap 14			Lap 15		
No	Behind	Laptime	No	Behind	Laptime	No	Behind	Laptime	No	Behind	Laptime	No	Behind	Laptime
92		1:07.233	92		1:07.564	92		1:07.201	65		1:07.264			
65	0.364	1:07.091	65	0.589	1:07.789	65	0.467	1:07.079	92	0.188	1:07.919			
80	1 LAP	1:13.975	4	1 LAP	1:14.194	4	1 LAP	1:14.286	4	1 LAP	1:13.812			
87	1 LAP	1:16.739	80	1 LAP	1:13.907	80	1 LAP	1:22.335	80	1 LAP	1:15.797			
66	1 LAP	1:15.576	87	1 LAP	1:16.246	87	1 LAP	1:17.634	87	1 LAP	1:16.310			
36	38.520	1:11.170	66	1 LAP	1:15.005	66	1 LAP	1:14.980	60	47.925	1:09.916			
60	38.713	1:10.677	60	42.271	1:11.122	60	45.740	1:10.670	36	49.969	1:10.774			
62	45.680	1:10.888	36	42.272	1:11.316	36	46.926	1:11.855	66	1 LAP	1:14.966			
19	46.167	1:11.851	62	49.466	1:11.350	62	54.112	1:11.847	19	57.426	1:10.838			
91	1 LAP	1:18.609	19	50.087	1:11.484	19	54.319	1:11.433	62	57.751	1:11.370			
			91	1 LAP	1:17.317	91	1 LAP	1:17.943	91	1 LAP	1:57.593P			

Fuelforce BARC Classic Clubmans Championship QUALIFYING - RACE 8

POS	NO	CL	NAME	NAT	CAR	TIME	LAPS	GAP	MPH
1	11	A	David CHILDS		Phantom P79	1:00.395	15		97.69
2	34	A	Anthony DENHAM		Doris CKM	1:00.412	12	0.017	97.66
3	4	A	Ray MALLOCK		Mallock V2	1:00.585	15	0.190	97.39
4	12	A	Malcolm JACKSON		Mallock MK20B	1:00.934	11	0.539	96.83
5	3	A	Mike HICKSON		Mallock MK20B	1:01.036	15	0.641	96.67
6	33	A	Darren GREEN		Mallock 14E	1:01.631	15	1.236	95.73
7	9	A	Morgan BURGESS		Mallock MK18	1:01.634	15	1.239	95.73
8	5	A	Gavin CHILDS		Gryphon C73/75	1:02.028	15	1.633	95.12
9	99	A	Keith WHYMAN		Mallock MK20	1:02.232	7	1.837	94.81
10	90	D	Jared WOOD		Batten MK1	1:02.431	15	2.036	94.51
11	88	A	Peter CARTER		Phantom P79	1:02.568	12	2.173	94.30
12	27	A	Finlay RASON		Myers Special	1:03.215	15	2.820	93.33
13	14	A	Steve CAMPBELL		Raffo 77C	1:03.533	8	3.138	92.87
14	42	B	Mark CHARTERIS		Mallock MK20B	1:04.516	15	4.121	91.45
15	68	B	Dave FACER		Mallock MK18	1:06.111	14	5.716	89.25
16	48	B	Robert BEAZER		Mallock MK18	1:07.519	14	7.124	87.38
17	69	B	Alan DAVENPORT		Mallock MK18	1:08.107	12	7.712	86.63
18	41	B	Simon ANDREW		Mallock MK20B	1:09.331	13	8.936	85.10
19	8	B	Tony HARMAN		Haggispeed MK10	1:11.301	13	10.906	82.75

Weather / Track : Sunny / Dry

These results are provisional until the conclusion of any judicial and technical matters.

Silverstone

Circuit Length = 1.6390 miles.

Start: 11:05 End: 11:20

Clerk Of Course:	Stewards:	Timekeeper:
------------------	-----------	-------------

Fuelforce BARC Classic Clubmans Championship QUALIFYING - LAP ANALYSIS

3	Mike HICKSON	Mallock MK20B			
1 -	6:06.121	6 -	1:01.071	11 -	1:01.429
2 -	1:15.372	7 -	1:01.036	12 -	1:01.213
3 -	1:05.705	8 -	1:01.524	13 -	1:01.308
4 -	1:02.613	9 -	1:01.742	14 -	1:01.500
5 -	1:01.824	10 -	1:03.317	15 -	1:01.477
4	Ray MALLOCK	Mallock V2			
1 -	6:03.974	6 -	1:01.408	11 -	1:00.830
2 -	1:11.379	7 -	1:02.670	12 -	1:00.807
3 -	1:02.858	8 -	1:02.110	13 -	1:00.585
4 -	1:01.875	9 -	1:01.653	14 -	1:00.831
5 -	1:02.308	10 -	1:01.273	15 -	1:18.551P
5	Gavin CHILDS	Gryphon C73/75			
1 -	6:21.533	6 -	1:03.720	11 -	1:03.541
2 -	1:16.327	7 -	1:02.248	12 -	1:02.028
3 -	1:08.133	8 -	1:02.796	13 -	1:02.064
4 -	1:03.296	9 -	1:03.909	14 -	1:02.844
5 -	1:03.657	10 -	1:02.907	15 -	1:02.591
8	Tony HARMAN	Haggispeed MK10			
1 -	6:22.540	6 -	1:12.068	11 -	1:13.434
2 -	1:17.911	7 -	1:12.456	12 -	1:12.823
3 -	1:13.292	8 -	1:13.595	13 -	1:11.744
4 -	1:11.568	9 -	1:13.014		
5 -	1:12.180	10 -	1:11.301		
9	Morgan BURGESS	Mallock MK18			
1 -	6:06.474	6 -	1:02.918	11 -	1:03.530
2 -	1:17.628	7 -	1:02.333	12 -	1:01.634
3 -	1:12.532	8 -	1:02.640	13 -	1:01.671
4 -	1:07.639	9 -	1:04.623	14 -	1:01.715
5 -	1:04.405	10 -	1:03.368	15 -	1:01.907
11	David CHILDS	Phantom P79			
1 -	6:20.485	6 -	1:02.579	11 -	1:00.841
2 -	1:17.074	7 -	1:00.449	12 -	1:00.463
3 -	1:09.256	8 -	1:00.585	13 -	1:00.395
4 -	1:03.338	9 -	1:05.525	14 -	1:02.893
5 -	1:03.348	10 -	1:01.112	15 -	1:26.203P

Fuelforce BARC Classic Clubmans Championship

QUALIFYING - LAP ANALYSIS

(contd.)

12	Malcolm JACKSON	Mallock MK20B
1 - 6:17.354	6 - 3:10.513	11 - 1:29.508P
2 - 1:11.882	7 - 1:02.636	
3 - 1:06.081	8 - 1:01.313	
4 - 1:02.922	9 - 1:00.934	
5 - 1:30.695P	10 - 1:01.431	
14	Steve CAMPBELL	Raffo 77C
1 - 6:09.369	6 - 1:26.580P	
2 - 1:16.048	7 - 3:46.440	
3 - 1:07.032	8 - 1:33.755P	
4 - 1:03.533		
5 - 1:04.732		
27	Finlay RASON	Myers Special
1 - 6:24.682	6 - 1:03.215	11 - 1:03.913
2 - 1:20.641	7 - 1:03.884	12 - 1:03.985
3 - 1:07.059	8 - 1:03.900	13 - 1:04.179
4 - 1:05.059	9 - 1:04.722	14 - 1:04.715
5 - 1:03.631	10 - 1:03.335	15 - 1:03.442
33	Darren GREEN	Mallock 14E
1 - 6:18.244	6 - 1:02.774	11 - 1:03.241
2 - 1:11.574	7 - 1:01.631	12 - 1:02.211
3 - 1:06.176	8 - 1:07.965	13 - 1:02.008
4 - 1:04.004	9 - 1:04.371	14 - 1:01.921
5 - 1:02.823	10 - 1:03.000	15 - 1:11.368P
34	Anthony DENHAM	Doris CKM
1 - 6:11.973	6 - 1:01.769	11 - 1:00.430
2 - 1:14.760	7 - 1:00.412	12 - 1:27.716P
3 - 1:08.473	8 - 1:05.775	
4 - 1:06.768	9 - 1:04.001	
5 - 1:01.190	10 - 1:03.370	
41	Simon ANDREW	Mallock MK20B
1 - 6:18.849	6 - 1:11.425	11 - 1:10.391
2 - 1:17.509	7 - 1:10.998	12 - 1:09.331
3 - 1:14.385	8 - 1:12.957	13 - 1:10.841
4 - 1:12.641	9 - 1:11.755	
5 - 1:12.630	10 - 1:09.887	

Fuelforce BARC Classic Clubmans Championship QUALIFYING - LAP ANALYSIS

(contd.)

42	Mark CHARTERIS	Mallock MK20B			
1 -	6:06.339	6 -	1:07.292	11 -	1:05.476
2 -	1:13.782	7 -	1:05.544	12 -	1:06.157
3 -	1:08.443	8 -	1:05.092	13 -	1:05.508
4 -	1:06.760	9 -	1:06.648	14 -	1:04.800
5 -	1:07.163	10 -	1:04.516	15 -	1:04.934
48	Robert BEAZER	Mallock MK18			
1 -	6:10.317	6 -	1:10.167	11 -	1:08.576
2 -	1:18.909	7 -	1:09.970	12 -	1:08.957
3 -	1:14.347	8 -	1:09.903	13 -	1:07.999
4 -	1:11.586	9 -	1:09.181	14 -	1:07.519
5 -	1:10.518	10 -	1:09.156		
68	Dave FACER	Mallock MK18			
1 -	6:05.255	6 -	1:06.817	11 -	1:06.567
2 -	1:18.061	7 -	1:06.723	12 -	1:06.111
3 -	1:09.798	8 -	1:07.155	13 -	1:06.647
4 -	1:08.752	9 -	1:07.093	14 -	1:06.847
5 -	1:07.317	10 -	1:06.310		
69	Alan DAVENPORT	Mallock MK18			
1 -	6:07.341	6 -	2:29.561	11 -	1:10.103
2 -	1:20.083	7 -	1:12.184	12 -	1:15.223
3 -	1:10.933	8 -	1:09.799		
4 -	1:09.229	9 -	1:09.645		
5 -	1:23.069P	10 -	1:08.107		
88	Peter CARTER	Phantom P79			
1 -	6:18.481	6 -	1:04.041	11 -	1:03.736
2 -	1:33.114	7 -	1:03.955	12 -	1:02.719
3 -	1:27.500	8 -	1:04.444		
4 -	1:20.322	9 -	1:02.568		
5 -	1:19.516	10 -	1:05.681		
90	Jared WOOD	Batten MK1			
1 -	6:23.049	6 -	1:03.752	11 -	1:03.241
2 -	1:17.236	7 -	1:03.906	12 -	1:03.522
3 -	1:07.685	8 -	1:03.876	13 -	1:03.452
4 -	1:04.505	9 -	1:04.040	14 -	1:02.431
5 -	1:03.908	10 -	1:03.025	15 -	1:05.478


Fuelforce BARC Classic Clubmans Championship QUALIFYING - LAP ANALYSIS

(contd.)

99	Keith WHYMAN		Mallock MK20
1 -	6:17.739	6 -	1:02.905
2 -	1:09.366	7 -	1:02.232
3 -	1:06.305		
4 -	1:03.094		
5 -	1:02.968		

Fuelforce BARC Classic Clubmans Championship

GRID - RACE 8

ROW 10	8 HARMAN	
ROW 9	69 DAVENPORT	41 ANDREW
ROW 8	68 FACER	48 BEAZER
ROW 7	14 CAMPBELL	42 CHARTERIS
ROW 6	88 CARTER	27 RASON
ROW 5	99 WHYMAN	90 WOOD
ROW 4	9 BURGESS	5 CHILDS
ROW 3	3 HICKSON	33 GREEN
ROW 2	4 MALLOCK	12 JACKSON
ROW 1	11 CHILDS	34 DENHAM
	POLE	
		

Weather / Track : Sunny / Dry
 These results are provisional until the conclusion of any judicial and technical matters.

Silverstone
 Circuit Length = 1.6390 miles.
 Start: 11:05 End: 11:20

Clerk Of Course:	Stewards:	Timekeeper:
------------------	-----------	-------------

Fuelforce BARC Classic Clubmans Championship

RACE CLASSIFICATION - RACE 8

POS	NO	CL	NAME	NAT	CAR	TIME	LAPS	GAP	MPH	BEST
1	11	A	David CHILDS		Phantom P79	15:22.320	15		96.15	1:00.097
2	12	A	Malcolm JACKSON		Mallock MK20B	15:22.748	15	0.428	96.10	1:00.296
3	99	A	Keith WHYMAN		Mallock MK20	15:40.882	15	18.562	94.25	1:01.205
4	33	A	Darren GREEN		Mallock 14E	15:45.000	15	22.680	93.84	1:01.925
5	5	A	Gavin CHILDS		Gryphon C73/75	15:45.219	15	22.899	93.82	1:01.834
6	90	D	Jared WOOD		Batten MK1	15:57.615	15	35.295	92.60	1:02.393
7	27	A	Finlay RASON		Myers Special	16:10.114	15	47.794	91.41	1:02.573
8	42	B	Mark CHARTERIS		Mallock MK20B	15:42.693	14	1 LAP	87.81	1:05.027
9	68	B	Dave FACER		Mallock MK18	15:49.811	14	1 LAP	87.15	1:06.107
10	48	B	Robert BEAZER		Mallock MK18	16:02.689	14	1 LAP	85.99	1:07.280
11	69	B	Alan DAVENPORT		Mallock MK18	16:22.630	14	1 LAP	84.24	1:07.757
12	8	B	Tony HARMAN		Haggispeed MK10	15:34.304	13	2 LAPS	82.28	1:10.111
NOT CLASSIFIED										
4	A	Ray MALLOCK		Mallock V2	9:45.973	9	D.N.F.	90.92	1:00.747	
88	A	Peter CARTER		Phantom P79	8:39.049	8	D.N.F.	91.28	1:03.035	
34	A	Anthony DENHAM		Doris CKM	1:10.810	1	D.N.F.	85.81	1:10.810	
14	A	Steve CAMPBELL		Raffo 77C	1:58.053	1	D.N.F.	51.47		
9	A	Morgan BURGESS		Mallock MK18	2:00.736	1	D.N.F.	50.33		
3	A	Mike HICKSON		Mallock MK20B		0	D.N.F.	N/A		
41	B	Simon ANDREW		Mallock MK20B		0	D.N.F.	N/A		
FASTEST LAP										
11	A	David CHILDS		Phantom P79	1:00.097	12	98.18mph	158.00kph		
90	D	Jared WOOD		Batten MK1	1:02.393	14	94.56mph	152.19kph		
42	B	Mark CHARTERIS		Mallock MK20B	1:05.027	4	90.73mph	146.02kph		

Weather / Track : Sunny / Dry
 These results are provisional until the conclusion of any judicial and technical matters.

Silverstone
 Circuit Length = 1.6390 miles.
 Start: 16:13 End: 16:28

Clerk Of Course:	Stewards:	Timekeeper:
------------------	-----------	-------------

Fuelforce BARC Classic Clubmans Championship

RACE CLASSIFICATION - RACE 8 - LAP CHART

Lap 1			Lap 2			Lap 3			Lap 4			Lap 5		
No	Behind	Laptime	No	Behind	Laptime	No	Behind	Laptime	No	Behind	Laptime	No	Behind	Laptime
11		1:09.355	11		1:01.370	11		1:00.963	11		1:00.940	11		1:01.265
4	0.773	1:10.128	4	0.841	1:01.438	4	0.873	1:00.995	4	0.729	1:00.796	4	0.549	1:01.085
34	1.455	1:10.810	12	3.048	1:01.052	12	2.534	1:00.449	12	1.998	1:00.404	12	1.057	1:00.324
99	2.958	1:12.313	99	3.745	1:02.157	99	4.647	1:01.865	99	5.137	1:01.430	99	5.272	1:01.400
12	3.366	1:12.721	33	4.909	1:02.471	33	6.131	1:02.185	33	7.144	1:01.953	33	7.939	1:02.060
33	3.808	1:13.163	5	6.138	1:02.561	5	7.862	1:02.687	5	8.995	1:02.073	5	9.738	1:02.008
5	4.947	1:14.302	88	7.651	1:03.252	88	9.894	1:03.206	88	12.052	1:03.098	88	14.067	1:03.280
88	5.769	1:15.124	90	9.754	1:03.904	90	11.323	1:02.532	90	12.876	1:02.493	90	14.385	1:02.774
90	7.220	1:16.575	42	13.091	1:05.541	42	18.310	1:06.182	42	22.397	1:05.027	42	25.874	1:03.226
42	8.920	1:18.275	68	15.750	1:07.200	27	21.494	1:04.219	27	23.913	1:03.359	42	27.122	1:05.990
68	9.920	1:19.275	48	17.517	1:08.037	68	21.710	1:06.923	68	27.191	1:06.421	68	32.812	1:06.886
48	10.850	1:20.205	27	18.238	1:05.363	48	25.191	1:08.637	48	32.400	1:08.149	48	39.363	1:08.228
69	11.777	1:21.132	69	19.376	1:08.969	69	26.548	1:08.135	69	33.522	1:07.914	69	40.292	1:08.035
8	13.699	1:23.054	8	23.722	1:11.393	8	33.672	1:10.913	8	43.250	1:10.518	8	52.933	1:10.948
27	14.245	1:23.600												
14	48.698	1:58.053P												
9	51.381	2:00.736P												

Fuelforce BARC Classic Clubmans Championship
RACE CLASSIFICATION - RACE 8 - LAP CHART
 (contd.)

Lap 6			Lap 7			Lap 8			Lap 9			Lap 10		
No	Behind	Laptime	No	Behind	Laptime	No	Behind	Laptime	No	Behind	Laptime	No	Behind	Laptime
4		1:00.996	4		1:00.747	11		1:00.790	11		1:01.120	12		1:00.588
11	0.393	1:01.938	11	0.505	1:00.859	4	0.235	1:01.530	12	0.561	1:00.784	11	0.490	1:01.639
12	0.861	1:01.349	12	0.976	1:00.862	12	0.897	1:01.216	99	8.196	1:02.689	48	1 LAP	1:07.998
99	4.932	1:01.205	8	1 LAP	1:11.999	69	1 LAP	1:14.294	33	12.479	1:02.674	99	9.602	1:02.555
33	8.832	1:02.438	99	5.685	1:01.500	99	6.627	1:02.237	5	13.652	1:02.023	33	13.262	1:01.932
5	10.720	1:02.527	33	10.010	1:01.925	33	10.925	1:02.210	69	1 LAP	1:09.251	5	14.672	1:02.169
88	15.557	1:03.035	5	11.916	1:01.943	8	1 LAP	1:11.329	90	22.290	1:02.987	69	1 LAP	1:07.843
90	15.879	1:03.039	90	18.585	1:03.453	5	12.749	1:02.128	8	1 LAP	1:10.864	90	24.139	1:02.998
27	27.744	1:03.415	88	18.960	1:04.150	90	20.423	1:03.133	4	27.373	1:28.258P	8	1 LAP	1:10.111
42	30.814	1:05.237	27	30.180	1:03.183	88	21.569	1:03.904	27	33.792	1:02.873	27	35.216	1:02.573
68	38.137	1:06.870	42	39.667	1:09.600	27	32.039	1:03.154	42	53.408	1:06.358	42	58.975	1:06.716
48	45.666	1:07.848	68	44.136	1:06.746	42	48.170	1:09.798	68	54.159	1:06.107	68	1:00.179	1:07.169
69	53.598	1:14.851	48	52.575	1:07.656	68	49.172	1:06.331						
						48	58.972	1:07.692						

Fuelforce BARC Classic Clubmans Championship
RACE CLASSIFICATION - RACE 8 - LAP CHART
 (contd.)

Lap 11			Lap 12			Lap 13			Lap 14			Lap 15		
No	Behind	Laptime	No	Behind	Laptime	No	Behind	Laptime	No	Behind	Laptime	No	Behind	Laptime
11		1:00.104	11		1:00.097	11		1:00.682	11		1:00.246	11		1:00.952
12	0.426	1:01.020	12	1.019	1:00.690	12	0.633	1:00.296	12	0.937	1:00.550	12	0.428	1:00.443
99	11.255	1:02.247	42	1 LAP	1:06.337	42	1 LAP	1:05.538	8	2 LAPS	1:11.236	8	2 LAPS	1:10.689
48	1 LAP	1:07.475	68	1 LAP	1:08.063	68	1 LAP	1:07.012	42	1 LAP	1:05.941	99	18.562	1:02.643
33	14.843	1:02.175	99	13.465	1:02.307	99	14.809	1:02.026	99	16.871	1:02.308	42	1 LAP	1:06.153
5	16.513	1:02.435	33	17.061	1:02.315	33	18.717	1:02.338	33	20.751	1:02.280	33	22.680	1:02.881
90	26.521	1:02.976	5	18.463	1:02.047	5	19.781	1:02.000	68	1 LAP	1:07.411	5	22.899	1:02.482
69	1 LAP	1:08.839	48	1 LAP	1:07.819	48	1 LAP	1:08.097	5	21.369	1:01.834	68	1 LAP	1:07.397
27	37.559	1:02.937	90	29.695	1:03.271	90	31.602	1:02.589	90	33.749	1:02.393	90	35.295	1:02.498
8	1 LAP	1:10.654	69	1 LAP	1:08.293	27	42.915	1:03.131	48	1 LAP	1:07.568	48	1 LAP	1:07.280
			27	40.466	1:03.004	69	1 LAP	1:08.723	27	45.544	1:02.875	27	47.794	1:03.202
			8	1 LAP	1:10.596				69	1 LAP	1:07.757	69	1 LAP	1:08.594

MGCC Abingdon Trophy Pit Stop Race QUALIFYING - RACE 9

POS	NO	CL	NAME	CAR	TIME	LAPS	GAP	MPH
1	98	B	Williams/Beer	MGB V8 Roadster	1:03.482	19		92.94
2	93	A	Stewart	MGB GT V8	1:03.815	19	0.333	92.46
3	62	B	Perry/Smallridge	MG Midget	1:06.981	18	3.499	88.09
4	176	A	Jaques	MGF	1:08.313	19	4.831	86.37
5	90	A	Knowles	Triumph TR6	1:08.483	18	5.001	86.15
6	37	A	Holmes/Bull	MGB GT V8	1:09.739	16	6.257	84.60
7	60	A	McCaffrey/Mitton	Jaguar E-Type	1:09.744	17	6.262	84.60
8	35	B	Henderson/Hulett	AH Sprite	1:10.507	17	7.025	83.68
9	2	B	Bellamy/Tyler	Rover Metro GTi	1:12.397	16	8.915	81.50
10	4	A	Lines	MGA	1:12.529	12	9.047	81.35
11	48	B	Botelle	MG 1300	1:13.259	16	9.777	80.54
12	61	A	Hill/Hall	MGB GT V8	1:14.273	15	10.791	79.44
13	76	B	Rigg	MG ZR	1:15.006	17	11.524	78.66
14	66	B	Foster/Benham	MG Metro GTi	1:15.105	14	11.623	78.56

Weather / Track : Sunny / Dry

These results are provisional until the conclusion of any judicial and technical matters.

Silverstone

Circuit Length = 1.6390 miles.

Start: 11:26 End: 11:46

Clerk Of Course:

Stewards:

Timekeeper:

MGCC Abingdon Trophy Pit Stop Race QUALIFYING - LAP ANALYSIS

2	Bellamy/Tyler	Rover Metro GTi					
1 -	4:44.160	6 -	1:13.498	11 -	1:18.423	16 -	1:15.812
2 -	1:14.699	7 -	1:12.397	12 -	1:16.940		
3 -	1:13.782	8 -	1:13.643	13 -	1:18.058		
4 -	1:13.512	9 -	1:31.364P	14 -	1:15.447		
5 -	1:14.229	10 -	2:33.035	15 -	1:14.452		
4	Lines	MGA					
1 -	4:53.531	6 -	1:13.007	11 -	1:12.827		
2 -	1:20.610	7 -	1:13.152	12 -	1:34.691P		
3 -	1:14.523	8 -	1:12.529				
4 -	1:12.968	9 -	1:12.672				
5 -	1:13.097	10 -	1:12.600				
35	Henderson/Hulett	AH Sprite					
1 -	4:44.870	6 -	1:12.047	11 -	1:13.223	16 -	1:11.008
2 -	1:15.056	7 -	1:10.670	12 -	1:12.289	17 -	1:10.897
3 -	1:13.877	8 -	1:10.507	13 -	1:11.466		
4 -	1:12.310	9 -	1:26.393P	14 -	1:11.242		
5 -	1:12.509	10 -	2:22.725	15 -	1:12.348		
37	Holmes/Bull	MGB GT V8					
1 -	5:47.613	6 -	1:09.739	11 -	1:13.391	16 -	1:12.426
2 -	1:14.356	7 -	1:09.831	12 -	1:11.763		
3 -	1:14.023	8 -	1:19.055P	13 -	1:12.526		
4 -	1:11.011	9 -	2:35.586	14 -	1:11.648		
5 -	1:10.320	10 -	1:13.800	15 -	1:12.014		
48	Botelle	MG 1300					
1 -	5:38.550	6 -	1:13.372	11 -	1:13.623	16 -	1:14.269
2 -	1:23.288	7 -	1:23.950P	12 -	1:13.773		
3 -	1:18.066	8 -	1:59.994	13 -	1:13.259		
4 -	1:17.154	9 -	1:14.347	14 -	1:14.428		
5 -	1:14.731	10 -	1:13.631	15 -	1:13.695		
60	McCaffrey/Mitton	Jaguar E-Type					
1 -	4:49.808	6 -	1:28.182P	11 -	1:11.725	16 -	1:11.409
2 -	1:16.401	7 -	2:10.966	12 -	1:11.545	17 -	1:11.767
3 -	1:11.146	8 -	1:13.264	13 -	1:10.897		
4 -	1:09.744	9 -	1:11.823	14 -	1:12.176		
5 -	1:10.493	10 -	1:11.972	15 -	1:10.712		

MGCC Abingdon Trophy Pit Stop Race

QUALIFYING - LAP ANALYSIS

(contd.)

61	Hill/Hall	MGB GT V8			
1 -	4:47.682	6 -	3:00.153	11 -	1:15.295
2 -	1:37.321	7 -	1:17.380	12 -	1:14.877
3 -	1:35.864	8 -	1:16.300	13 -	1:14.273
4 -	1:17.622	9 -	1:16.656	14 -	1:14.371
5 -	1:26.809P	10 -	1:15.981	15 -	1:14.582
62	Perry/Smallridge	MG Midget			
1 -	4:47.606	6 -	1:08.247	11 -	1:08.788
2 -	1:11.498	7 -	1:06.981	12 -	1:08.265
3 -	1:08.070	8 -	1:07.818	13 -	1:08.063
4 -	1:08.520	9 -	1:21.091P	14 -	1:08.360
5 -	1:06.981	10 -	2:12.078	15 -	1:08.315
66	Foster/Benham	MG Metro GTi			
1 -	4:51.495	6 -	1:15.105	11 -	1:45.061P
2 -	1:21.052	7 -	1:22.690P	12 -	3:09.910
3 -	1:16.434	8 -	2:42.467	13 -	1:25.258
4 -	1:15.313	9 -	1:25.142	14 -	1:23.460
5 -	1:15.420	10 -	1:27.766		
76	Rigg	MG ZR			
1 -	4:46.921	6 -	1:16.670	11 -	1:15.628
2 -	1:21.842	7 -	1:16.018	12 -	1:15.308
3 -	1:17.464	8 -	1:15.294	13 -	1:16.093
4 -	1:16.995	9 -	1:16.486	14 -	1:15.303
5 -	1:15.797	10 -	1:21.574	15 -	1:15.006
90	Knowles	Triumph TR6			
1 -	4:48.064	6 -	1:09.065	11 -	1:09.207
2 -	1:14.220	7 -	1:08.483	12 -	1:09.593
3 -	1:10.476	8 -	1:09.748	13 -	1:09.567
4 -	1:09.227	9 -	1:28.987	14 -	1:09.375
5 -	1:09.904	10 -	1:09.584	15 -	1:09.347
93	Stewart	MGB GT V8			
1 -	4:52.346	6 -	1:04.859	11 -	1:04.313
2 -	1:20.452	7 -	1:04.016	12 -	1:04.473
3 -	1:08.418	8 -	1:03.815	13 -	1:04.489
4 -	1:09.470	9 -	1:04.768	14 -	1:17.896
5 -	1:05.108	10 -	1:04.839	15 -	1:04.115

MGCC Abingdon Trophy Pit Stop Race QUALIFYING - LAP ANALYSIS


(contd.)

98	Williams/Beer		MGB V8 Roadster				
1 -	4:51.369	6 -	1:55.092	11 -	1:05.710	16 -	1:04.378
2 -	1:15.612	7 -	1:06.682	12 -	1:06.234	17 -	1:04.098
3 -	1:03.728	8 -	1:06.781	13 -	1:05.151	18 -	1:04.582
4 -	1:03.482	9 -	1:05.133	14 -	1:04.421	19 -	1:04.776
5 -	1:14.721P	10 -	1:04.447	15 -	1:05.839		

176	Jaques		MGF				
1 -	4:42.496	6 -	1:10.192	11 -	1:09.020	16 -	1:08.357
2 -	1:11.780	7 -	1:08.313	12 -	1:08.313	17 -	1:08.664
3 -	1:09.285	8 -	1:08.894	13 -	1:08.967	18 -	1:10.436
4 -	1:10.568	9 -	1:08.351	14 -	1:12.937	19 -	1:08.559
5 -	1:08.544	10 -	1:08.480	15 -	1:08.503		

MGCC Abingdon Trophy Pit Stop Race

GRID - RACE 9

ROW 7	76 Rigg	66 Foster/Benham
ROW 6	48 Botelle	61 Hill/Hall
ROW 5	2 Bellamy/Tyler	4 Lines
ROW 4	60 McCaffrey/Mitton	35 Henderson/Huett
ROW 3	90 Knowles	37 Holmes/Bull
ROW 2	62 Perry/Smallridge	176 Jaques
ROW 1	98 Williams/Beer	93 Stewart
POLE		
		

Weather / Track : Sunny / Dry
These results are provisional until the conclusion of any judicial and technical matters.

Silverstone
Circuit Length = 1.6390 miles.
Start: 11:26 End: 11:46

Clerk Of Course:	Stewards:	Timekeeper:
------------------	-----------	-------------

MGCC Abingdon Trophy Pit Stop Race

RACE CLASSIFICATION - RACE 9

POS	NO	CL	NAME	CAR	TIME	LAPS	GAP	MPH	BEST
1	98	B	Williams/Beer	MGB V8 Roadster	20:54.389	18		84.80	1:03.179
2	93	A	Stewart	MGB GT V8	21:00.574	18	6.185	84.39	1:04.561
3	176	B	Jacques	MG ZR	22:00.509	18	1:06.120	80.56	1:08.286
4	60	A	McCaffrey/Mitton	Jaguar E-Type	21:10.929	17	1 LAP	79.06	1:09.801
5	37	A	Holmes/Bull	MGB GT V8	21:17.794	17	1 LAP	78.63	1:09.234
6	2	B	Bellamy/Tyler	Rover Metro GTi	22:01.805	17	1 LAP	76.02	1:11.919
7	4	A	Lines	MGA	22:06.410	17	1 LAP	75.75	1:11.575
8	12	A	Fenn	MGB	21:34.930	16	2 LAPS	73.04	1:15.102
9	76	A	Rigg	MGF	21:45.332	16	2 LAPS	72.45	1:15.487
10	61	A	Hill/Hall	MGB GT V8	21:02.083	15	3 LAPS	70.26	1:14.316
NOT CLASSIFIED									
48	B	Botelle	MG 1300	18:50.987	14	D.N.F.	73.19	1:13.351	
66	B	Foster/Benham	MG Metro GTi	20:56.136	13	N.C.F.	61.20	1:14.905	
62	B	Perry/Smallridge	MG Midget	15:29.197	12	D.N.F.	76.39	1:08.050	
35	B	Henderson/Hulett	AH Sprite	14:35.501	11	D.N.F.	74.33	1:10.161	
90	A	Knowles	Triumph TR6	4:20.707	1	D.N.F.	23.30		
FASTEST LAP									
98	B	Williams/Beer	MGB V8 Roadster	1:03.179	11	93.39mph	150.29kph		
93	A	Stewart	MGB GT V8	1:04.561	15	91.39mph	147.08kph		

Weather / Track : Sunny / Dry
 These results are provisional until the conclusion of any judicial and technical matters.

Silverstone
 Circuit Length = 1.6390 miles.
 Start: 16:39 End: 17:00

Clerk Of Course:	Stewards:	Timekeeper:
------------------	-----------	-------------

MGCC Abingdon Trophy Pit Stop Race

RACE CLASSIFICATION - RACE 9 - LAP CHART

Lap 1			Lap 2			Lap 3			Lap 4			Lap 5		
No	Behind	Laptime	No	Behind	Laptime	No	Behind	Laptime	No	Behind	Laptime	No	Behind	Laptime
93		1:16.239	98		1:08.587	93		1:06.789	93		1:05.506	93		1:05.392
98	0.028	1:16.267	93	0.648	1:09.263	98	0.381	1:07.818	98	0.500	1:05.625	98	0.311	1:05.203
62	1.561	1:17.800	62	2.306	1:09.360	62	3.362	1:08.493	62	5.906	1:08.050	62	9.078	1:08.564
37	4.317	1:20.556	176	6.346	1:10.058	176	8.555	1:09.646	176	12.338	1:09.289	176	16.217	1:09.271
176	4.903	1:21.142	60	7.408	1:10.973	60	10.210	1:10.239	60	15.188	1:10.484	60	20.773	1:10.977
60	5.050	1:21.289	35	8.577	1:11.179	35	12.044	1:10.904	37	17.547	1:09.564	37	21.973	1:09.818
35	6.013	1:22.252	37	10.796	1:15.094	37	13.489	1:10.130	35	18.119	1:11.581	35	22.888	1:10.161
4	8.045	1:24.284	4	13.809	1:14.379	4	19.693	1:13.321	4	28.075	1:13.888	4	36.751	1:14.068
2	9.890	1:26.129	2	17.040	1:15.765	48	23.743	1:13.850	48	31.588	1:13.351	66	2 LAPS	3:22.049
61	10.442	1:26.681	48	17.330	1:13.774	2	24.042	1:14.439	2	33.105	1:14.569	2	41.324	1:13.611
48	12.171	1:28.410	61	20.866	1:19.039	61	30.677	1:17.248	61	42.292	1:17.121	48	52.803	1:26.607P
66	12.219	1:28.458	12	25.434	1:19.864	12	34.491	1:16.494	12	44.976	1:15.991	61	53.419	1:16.519
76	13.919	1:30.158	76	25.872	1:20.568	76	35.078	1:16.643	76	45.468	1:15.896	12	55.508	1:15.924
12	14.185	1:30.424	66	34.086	1:30.482P	90	2 LAPS	4:20.707P				76	56.095	1:16.019

MGCC Abingdon Trophy Pit Stop Race
RACE CLASSIFICATION - RACE 9 - LAP CHART
 (contd.)

Lap 6			Lap 7			Lap 8			Lap 9			Lap 10		
No	Behind	Laptime	No	Behind	Laptime	No	Behind	Laptime	No	Behind	Laptime	No	Behind	Laptime
98		1:05.072	98		1:05.541	98		1:06.532	98		1:20.707P	37		1:18.093P
93	4.249	1:09.632	76	1 LAP	1:16.309	61	1 LAP	1:18.885	76	1 LAP	1:17.095	60	2.560	1:20.002P
62	12.563	1:08.868	12	1 LAP	1:27.282P	76	1 LAP	1:17.155	61	1 LAP	1:29.934P	93	12.050	1:05.154
176	20.002	1:09.168	93	14.831	1:16.123P	37	33.611	1:10.174	37	22.912	1:10.008	98	15.853	1:56.858
60	25.191	1:09.801	62	16.378	1:09.356	60	34.296	1:10.651	60	23.563	1:09.974	2	1 LAP	2:01.884
37	25.824	1:09.234	176	23.635	1:09.174	62	35.453	1:25.607P	93	47.901	1:04.708	4	1 LAP	1:13.476
35	27.877	1:10.372	37	29.969	1:09.686	176	38.502	1:21.399P	4	1 LAP	1:13.444	48	1 LAP	1:13.869
66	2 LAPS	1:15.466	60	30.177	1:10.527	35	46.571	1:20.332P	66	2 LAPS	1:15.156	66	2 LAPS	1:20.613P
2	50.861	1:14.920	35	32.771	1:10.435	4	1 LAP	2:09.256	48	1 LAP	1:14.912	12	1 LAP	1:15.644
4	59.175	1:27.807P	66	2 LAPS	1:14.905	93	1:03.900	1:55.601	12	1 LAP	1:15.113	176	45.269	1:08.870
61	1:04.370	1:16.334	48	1 LAP	2:15.558	66	2 LAPS	1:14.973	176	1:17.404	1:59.609	62	47.031	1:08.731
			2	59.208	1:13.888	48	1 LAP	1:15.513	62	1:19.305	2:04.559	76	59.244	1:15.982
						12	1 LAP	2:05.795	76	1:24.267	1:15.776	35	1:07.811	1:12.617
						2	1:18.947	1:26.271P	35	1:36.199	2:10.335			

MGCC Abingdon Trophy Pit Stop Race
RACE CLASSIFICATION - RACE 9 - LAP CHART
 (contd.)

Lap 11			Lap 12			Lap 13			Lap 14			Lap 15		
No	Behind	Laptime	No	Behind	Laptime	No	Behind	Laptime	No	Behind	Laptime	No	Behind	Laptime
93		1:06.324	93		1:04.960	98		1:05.271	98		1:03.347	98		1:03.954
98	0.658	1:03.179	98	0.037	1:04.339	93	0.300	1:05.608	93	2.266	1:05.313	37	1 LAP	1:13.077
61	2 LAPS	2:48.951	76	1 LAP	1:27.825P	2	1 LAP	1:13.780	76	2 LAPS	2:11.122	93	2.873	1:04.561
2	1 LAP	1:12.170	35	1 LAP	1:25.333P	4	1 LAP	1:12.831	66	4 LAPS	1:29.472	12	2 LAPS	1:15.102
4	1 LAP	1:12.301	2	1 LAP	1:11.928	61	2 LAPS	1:15.274	2	1 LAP	1:11.919	76	2 LAPS	1:16.814
48	1 LAP	1:13.825	61	2 LAPS	1:15.766	176	43.101	1:09.334	4	1 LAP	1:12.458	66	4 LAPS	1:23.125
176	35.181	1:08.286	4	1 LAP	1:11.575	48	1 LAP	1:14.539	61	2 LAPS	1:14.316	2	1 LAP	1:13.027
12	1 LAP	1:16.447	48	1 LAP	1:14.518	60	54.241	1:10.005	176	48.594	1:08.840	4	1 LAP	1:12.836
62	38.928	1:10.271	176	39.075	1:08.854	37	56.349	1:11.493	48	1 LAP	1:14.918	61	2 LAPS	1:15.135
37	42.483	2:00.857	66	3 LAPS	2:32.906	12	1 LAP	1:15.601	60	1:02.026	1:11.132	176	53.295	1:08.655
60	43.028	1:58.842	60	49.544	1:11.476									
			12	1 LAP	1:16.705									
			37	50.164	1:12.641									
			62	1:03.506	1:29.538P									

MGCC Abingdon Trophy Pit Stop Race
RACE CLASSIFICATION - RACE 9 - LAP CHART
 (contd.)

Lap 16			Lap 17			Lap 18			Lap 19			Lap 20		
No	Behind	Laptime	No	Behind	Laptime	No	Behind	Laptime	No	Behind	Laptime	No	Behind	Laptime
98		1:04.456	98		1:04.213	98		1:07.420						
93	4.300	1:05.883	93	7.667	1:07.580	66	5 LAPS	1:25.958						
60	1 LAP	1:11.732	60	1 LAP	1:10.967	93	6.185	1:05.938						
48	2 LAPS	1:17.343	37	1 LAP	1:12.148	61	3 LAPS	1:16.288						
37	1 LAP	1:12.373	12	2 LAPS	1:16.628	60	1 LAP	1:11.858						
12	2 LAPS	1:15.877	76	2 LAPS	1:16.678	37	1 LAP	1:12.848						
76	2 LAPS	1:15.805	2	1 LAP	1:12.117	12	2 LAPS	1:16.039						
66	4 LAPS	1:22.573	176	1:03.454	1:09.376	76	2 LAPS	1:15.487						
2	1 LAP	1:13.279	4	1 LAP	1:14.519	176	1:06.120	1:10.086						
4	1 LAP	1:12.509				2	1 LAP	1:12.109						
176	58.291	1:09.452				4	1 LAP	1:13.458						
61	2 LAPS	1:14.592												