



RACE DAY

Snetterton Circuit

12th June 2005



Results Provided by MST Sports Timing Ltd
www.msttiming.com

MGCC TOTAL BUTLER Championship Race

QUALIFYING - RACE 1

POS	NO	CL	DRIVER	NAT	CAR	TIME	LAPS	GAP	MPH
1	34	A	Mike HOLMES		MG Midget	1:42.182	11		68.77
2	67	B	Andrew YOUNG		MGC GT	1:42.226	11	0.044	68.74
3	18	B	David KIMBER		MGB GT V8	1:42.265	12	0.083	68.71
4	158	B	Ian PRIOR		MGB	1:42.809	11	0.627	68.35
5	41	B	James WHEELER		MGB Roadster	1:42.998	11	0.816	68.22
6	48	A	Kirk BOTELLE		MG1300	1:43.698	7	1.516	67.76
7	63	B	Ron MOORCRAFT		MGB Roadster	1:44.586	9	2.404	67.19
8	1	B	David BROOKE		MGB GT	1:44.986	11	2.804	66.93
9	31	B	Jonnie WHEELER		MGB Roadster	1:45.275	11	3.093	66.75
10	17	B	David BERESFORD		MGB GT V8	1:45.286	11	3.104	66.74
11	12	B	Pat FENN		MGB	1:46.807	11	4.625	65.79
12	22	D	Dave BROWN		MGF	1:47.291	11	5.109	65.49
13	15	C	James WALPOLE		MGB Roadster	1:47.585	8	5.403	65.31
14	38	C	James DARBY		MGB GT	1:48.068	11	5.886	65.02
15	58	B	Terry BURROWS		MGB Roadster	1:49.979	11	7.797	63.89
16	76	D	Paul RIGG		MGF VVC	1:51.666	10	9.484	62.93
17	32	C	Alan KYSON		MGA Roadster	1:52.472	10	10.290	62.48
18	24	B	Dave CALLENDER		MGBB Roadster	1:53.516	7	11.334	61.90
19	86	B	Steve DOWLER		MG Midget	1:54.238	6	12.056	61.51
20	80	B	Robert BEASLEY		MG Midget	1:55.670	10	13.488	60.75
21	35	A	Stuart MUSK		MG Midget	1:57.854	5	15.672	59.62
22	57	C	Paul EALES		MGB GT	1:58.120	9	15.938	59.49
23	5	C	John WREGHITT		MGB Roadster	2:01.423	10	19.241	57.87
24	43	A	Simon HUTCHINSON		MG Midget	2:04.772	8	22.590	56.32
25	85	C	Niall CAMPBELL		Rover Metro GTi	2:07.622	9	25.440	55.06

Cars 57 & 63 - Transponders not working

Weather / Track : Raining / Wet

These results are provisional until the conclusion of any judicial and technical matters.

Snetterton

Circuit Length = 1.9520 miles.

Start: 09:00 End: 09:20

Clerk of Course	Timekeeper:
-----------------	-------------

MGCC TOTAL BUTLER Championship Race

QUALIFYING LAP ANALYSIS - RACE 1

1	David BROOKE	MGB GT
1 - X:00.000	6 - 1:53.915	11 - 1:54.809
2 - 1:48.786	7 - 1:48.280	
3 - 1:51.121	8 - 1:45.402	
4 - 1:46.462	9 - 1:44.986	
5 - 1:46.763	10 - 1:45.053	
5	John WREGHITT	MGB Roadster
1 - X:00.000	6 - 2:01.423	
2 - 2:09.592	7 - 2:02.546	
3 - 2:07.542	8 - 2:03.046	
4 - 2:06.683	9 - 2:03.461	
5 - 2:06.028	10 - 2:01.541	
12	Pat FENN	MGB
1 - X:00.000	6 - 1:47.963	11 - 1:46.807
2 - 1:58.319	7 - 1:50.322	
3 - 1:57.442	8 - 1:49.290	
4 - 1:52.529	9 - 1:47.885	
5 - 1:49.195	10 - 1:48.112	
15	James WALPOLE	MGB Roadster
1 - X:00.000	6 - 1:50.162	
2 - 2:01.790	7 - 1:48.029	
3 - 1:54.227	8 - 1:47.585	
4 - 1:55.720		
5 - 1:50.434		
17	David BERESFORD	MGB GT V8
1 - X:00.000	6 - 1:48.329	11 - 1:45.375
2 - 1:50.689	7 - 1:47.013	
3 - 1:52.833	8 - 1:47.335	
4 - 1:47.571	9 - 1:46.813	
5 - 1:46.441	10 - 1:45.286	
18	David KIMBER	MGB GT V8
1 - X:00.000	6 - 1:46.248	11 - 1:42.920
2 - 1:48.565	7 - 1:43.180	12 - 1:43.659
3 - 1:45.468	8 - 1:42.448	
4 - 1:43.015	9 - 1:43.031	
5 - 1:43.059	10 - 1:42.265	
22	Dave BROWN	MGF
1 - X:00.000	6 - 1:49.362	11 - 1:50.628
2 - 1:49.957	7 - 1:47.291	
3 - 1:49.291	8 - 1:48.168	
4 - 1:47.741	9 - 1:47.962	
5 - 1:56.262	10 - 1:58.631	

MGCC TOTAL BUTLER Championship Race

QUALIFYING LAP ANALYSIS - RACE 1

(contd.)

24	Dave CALLENDER	MGBB Roadster
1 - X:00.000	6 - 1:59.746	
2 - 1:58.509	7 - 1:53.516	
3 - 1:59.319		
4 - 2:31.917P		
5 - 2:01.141		
31	Jonnie WHEELER	MGB Roadster
1 - X:00.000	6 - 1:48.723	11 - 1:52.949
2 - 1:49.406	7 - 1:47.147	
3 - 1:46.922	8 - 1:46.207	
4 - 1:46.772	9 - 1:45.275	
5 - 1:48.424	10 - 1:46.519	
32	Alan KYSON	MGA Roadster
1 - X:00.000	6 - 1:56.912	
2 - 2:02.320	7 - 1:53.927	
3 - 2:01.347	8 - 1:52.472	
4 - 1:56.295	9 - 1:53.832	
5 - 1:56.300	10 - 1:55.099	
34	Mike HOLMES	MG Midget
1 - X:00.000	6 - 1:55.976	11 - 1:42.182
2 - 1:48.712	7 - 1:46.336	
3 - 1:48.739	8 - 1:45.480	
4 - 1:46.232	9 - 1:44.931	
5 - 1:46.007	10 - 1:42.481	
35	Stuart MUSK	MG Midget
1 - X:00.000		
2 - 2:07.055		
3 - 2:01.092		
4 - 1:57.854		
5 - 2:49.833		
38	James DARBY	MGB GT
1 - X:00.000	6 - 1:52.428	11 - 1:48.284
2 - 1:56.160	7 - 1:54.293	
3 - 1:51.120	8 - 1:48.407	
4 - 2:03.968	9 - 1:48.068	
5 - 1:50.206	10 - 1:48.857	
41	James WHEELER	MGB Roadster
1 - X:00.000	6 - 1:51.100	11 - 1:50.111
2 - 1:48.971	7 - 1:47.224	
3 - 1:47.357	8 - 1:45.252	
4 - 1:48.250	9 - 1:42.998	
5 - 1:45.586	10 - 1:46.208	

MGCC TOTAL BUTLER Championship Race

QUALIFYING LAP ANALYSIS - RACE 1

(contd.)

43	Simon HUTCHINSON	MG Midget	
1 -	X:00.000	6 - 2:15.279	
2 -	2:18.680	7 - 2:06.750	
3 -	2:08.429	8 - 2:04.772	
4 -	2:16.007		
5 -	2:10.026		
48	Kirk BOTELLE	MG1300	
1 -	X:00.000	6 - 1:44.114	
2 -	2:05.276	7 - 1:43.698	
3 -	1:58.997		
4 -	8:46.126		
5 -	1:53.394		
57	Paul EALES	MGB GT	
1 -	X:00.000	6 - 2:03.767	
2 -	2:11.451	7 - 2:04.434	
3 -	4:04.502	8 - 2:00.474	
4 -	2:02.618	9 - 1:58.120	
5 -	2:16.707		
58	Terry BURROWS	MGB Roadster	
1 -	X:00.000	6 - 1:53.288	11 - 2:05.039
2 -	2:01.987	7 - 1:52.566	
3 -	2:13.256	8 - 1:55.509	
4 -	1:58.372	9 - 1:50.984	
5 -	1:55.427	10 - 1:49.979	
63	Ron MOORCRAFT	MGB Roadster	
1 -	X:00.000	6 - 1:48.546	
2 -	1:50.122	7 - 1:48.323	
3 -	1:47.775	8 - 1:46.058	
4 -	1:49.807	9 - 1:44.586	
5 -	1:48.074		
67	Andrew YOUNG	MGC GT	
1 -	X:00.000	6 - 1:47.618	11 - 1:49.595
2 -	1:50.867	7 - 1:44.359	
3 -	1:46.572	8 - 1:43.420	
4 -	1:45.075	9 - 1:42.226	
5 -	1:45.769	10 - 1:44.292	
76	Paul RIGG	MGF VVC	
1 -	X:00.000	6 - 2:01.863	
2 -	2:19.821	7 - 2:10.481	
3 -	2:08.616	8 - 1:53.840	
4 -	2:03.636	9 - 1:54.842	
5 -	1:54.804	10 - 1:51.666	

Cars 57 & 63 - Transponders not working
Weather / Track : Raining / Wet

Snetterton
Circuit Length = 1.9520 miles.
Start: 09:00 End: 09:20
Printed - 09:22 Sunday, 12 June 2005

MGCC TOTAL BUTLER Championship Race

QUALIFYING LAP ANALYSIS - RACE 1

(contd.)


80	Robert BEASLEY	MG Midget
1 - X:00.000	6 - 1:59.814	
2 - 2:08.234	7 - 2:11.675	
3 - 2:07.587	8 - 1:55.815	
4 - 1:59.364	9 - 2:00.258	
5 - 1:55.670	10 - 2:00.257	
85	Niall CAMPBELL	Rover Metro GTi
1 - X:00.000	6 - 2:07.622	
2 - 2:12.787	7 - 2:09.948	
3 - 2:10.132	8 - 2:07.938	
4 - 2:16.066	9 - 2:20.899	
5 - 2:13.508		
86	Steve DOWLER	MG Midget
1 - X:00.000	6 - 1:55.915	
2 - 2:08.496		
3 - 2:00.357		
4 - 1:56.662		
5 - 1:54.238		
158	Ian PRIOR	MGB
1 - X:00.000	6 - 1:42.926	11 - 1:42.975
2 - 1:44.974	7 - 1:44.469	
3 - 1:43.570	8 - 1:44.709	
4 - 1:45.324	9 - 1:42.809	
5 - 1:44.655	10 - 1:42.970	

MGCC TOTAL BUTLER Championship Race

GRID - RACE 1

ROW 13	2:07.622	85	CAMPBELL	
ROW 12	2:01.423	5	WREGHITT	43 HUTCHINSON 2:04.772
ROW 11	1:57.854	35	MUSK	57 EALES 1:58.120
ROW 10	1:54.238	86	DOWLER	80 BEASLEY 1:55.670
ROW 9	1:52.472	32	KYSON	24 CALLENDER 1:53.516
ROW 8	1:49.979	58	BURROWS	76 RIGG 1:51.666
ROW 7	1:47.585	15	WALPOLE	38 DARBY 1:48.068
ROW 6	1:46.807	12	FENN	22 BROWN 1:47.291
ROW 5	1:45.275	31	WHEELER	17 BERESFORD 1:45.286
ROW 4	1:44.586	63	MOORCRAFT	1 BROOKE 1:44.986
ROW 3	1:42.998	41	WHEELER	48 BOTELLE 1:43.698
ROW 2	1:42.265	18	KIMBER	158 PRIOR 1:42.809
ROW 1	1:42.182	34	HOLMES	67 YOUNG 1:42.226

POLE



Cars 57 & 63 - Transponders not working

Weather / Track : Raining / Wet

These results are provisional until the conclusion of any judicial and technical matters.

Snetterton

Circuit Length = 1.9520 miles.

Start: 09:00 End: 09:20

Clerk of Course	Timekeeper:
-----------------	-------------

Moss Europe TR Register/TSCC Championship QUALIFYING - RACE 2

POS	NO	CL	DRIVER	NAT	CAR	TIME	LAPS	GAP	MPH
1	88	E	Joe HENDERSON		Triumph TR6	1:37.278	8		72.23
2	42	F	Hugh MAUND		Triumph TR7 V8	1:42.587	11	5.309	68.50
3	2	H	Julian BELCHER		Triumph Vitesse	1:43.090	11	5.812	68.16
4	15	E	Steve CHAPMAN		Triumph TR4	1:44.304	11	7.026	67.37
5	71	F	Graham MILLER		Triumph TR7 V8	1:44.958	6	7.680	66.95
6	56	C	Clive GIMSON		Triumph TR6	1:46.165	11	8.887	66.19
7	77	C	John THOMASON		Triumph Spitfire	1:46.818	11	9.540	65.78
8	76	C	Kev HADFIELD		Triumph Herald	1:47.018	11	9.740	65.66
9	41	D	Mark HUMPHRIES		Triumph TR4 V8	1:47.605	11	10.327	65.30
10	9	E	Simon KNOWLES		Triumph TR6	1:47.736	11	10.458	65.22
11	20	A	John YARNELL		Triumph Spitfire	1:49.180	10	11.902	64.36
12	53	D	David WOZENCROFT		Triumph TR4	1:50.546	11	13.268	63.56
13	52	C	Dave THOMPSON		Triumph Spitfire	1:50.808	11	13.530	63.41
14	55	C	Steve ADAMS		Triumph Spitfire	1:51.466	10	14.188	63.04
15	17	D	Craig JEPSON		Triumph TR7	1:52.407	10	15.129	62.51
16	62	A	Mark HADFIELD		Triumph Spitfire	1:53.188	10	15.910	62.08
17	7	F	Martyn ADAMS		Triumph TR7	1:56.184	7	18.906	60.48
18	43	A	Michael DAVIS		Triumph Spitfire	1:59.279	10	22.001	58.91

Car 62 - Transponder not working

Weather / Track : Raining / Wet

These results are provisional until the conclusion of any judicial and technical matters.

Snetterton

Circuit Length = 1.9520 miles.

Start: 09:29 End: 09:49

Clerk of Course	Timekeeper:
-----------------	-------------

Moss Europe TR Register/TSCC Championship QUALIFYING LAP ANALYSIS - RACE 2

2	Julian BELCHER	Triumph Vitesse
1 -	8:41.587	6 - 1:44.296 11 - 1:46.507
2 -	1:55.172	7 - 1:45.431
3 -	1:46.788	8 - 1:43.746
4 -	1:47.954	9 - 1:43.090
5 -	1:45.918	10 - 1:43.938
7	Martyn ADAMS	Triumph TR7
1 -	8:39.089	6 - 1:57.183
2 -	2:08.906	7 - 1:56.316
3 -	1:58.797	
4 -	1:56.184	
5 -	1:57.555	
9	Simon KNOWLES	Triumph TR6
1 -	9:05.950	6 - 1:49.662 11 - 1:50.364
2 -	1:57.203	7 - 1:50.307
3 -	1:53.624	8 - 1:51.000
4 -	1:51.345	9 - 1:49.366
5 -	1:50.549	10 - 1:47.736
15	Steve CHAPMAN	Triumph TR4
1 -	8:22.426	6 - 1:48.429 11 - 1:46.049
2 -	1:54.927	7 - 1:49.827
3 -	1:52.297	8 - 1:46.699
4 -	1:51.866	9 - 1:44.304
5 -	1:51.026	10 - 1:45.661
17	Craig JEPSON	Triumph TR7
1 -	9:04.485	6 - 1:53.203
2 -	2:06.848	7 - 1:58.908
3 -	1:58.093	8 - 1:57.024
4 -	1:57.302	9 - 1:56.021
5 -	1:58.120	10 - 1:52.407
20	John YARNELL	Triumph Spitfire
1 -	8:39.961	6 - 1:51.305
2 -	3:48.100	7 - 1:52.654
3 -	1:50.597	8 - 2:06.700
4 -	1:50.708	9 - 1:49.180
5 -	1:50.334	10 - 1:49.180
41	Mark HUMPHRIES	Triumph TR4 V8
1 -	8:25.736	6 - 1:48.986 11 - 1:47.840
2 -	1:57.936	7 - 1:49.855
3 -	1:57.522	8 - 1:48.664
4 -	1:53.112	9 - 1:47.605
5 -	1:50.113	10 - 1:48.971

Moss Europe TR Register/TSCC Championship QUALIFYING LAP ANALYSIS - RACE 2

(contd.)

42	Hugh MAUND	Triumph TR7 V8
1 -	8:21.582	6 - 1:47.709 11 - 1:44.108
2 -	1:54.703	7 - 1:47.271
3 -	1:51.859	8 - 1:42.587
4 -	1:50.850	9 - 1:46.884
5 -	1:47.636	10 - 1:57.305
43	Michael DAVIS	Triumph Spitfire
1 -	8:35.640	6 - 2:04.449
2 -	2:23.898	7 - 1:59.279
3 -	2:02.805	8 - 2:00.801
4 -	2:08.294	9 - 2:00.882
5 -	2:01.271	10 - 2:05.456
52	Dave THOMPSON	Triumph Spitfire
1 -	8:28.249	6 - 1:51.063 11 - 1:50.808
2 -	1:57.326	7 - 1:51.380
3 -	1:54.019	8 - 1:51.484
4 -	1:56.496	9 - 1:50.917
5 -	1:51.441	10 - 1:51.078
53	David WOZENCROFT	Triumph TR4
1 -	8:29.156	6 - 1:52.160 11 - 1:51.202
2 -	1:56.511	7 - 1:52.053
3 -	1:57.691	8 - 1:50.546
4 -	1:53.281	9 - 1:56.657
5 -	1:55.889	10 - 1:52.366
55	Steve ADAMS	Triumph Spitfire
1 -	8:42.807	6 - 1:54.329
2 -	2:04.612	7 - 1:53.938
3 -	1:56.256	8 - 2:01.495
4 -	1:53.202	9 - 1:52.617
5 -	1:58.255	10 - 1:51.466
56	Clive GIMSON	Triumph TR6
1 -	8:43.850	6 - 1:46.165 11 - 1:47.903
2 -	2:02.677	7 - 1:47.105
3 -	1:53.897	8 - 2:24.714
4 -	1:53.889	9 - 1:47.811
5 -	1:55.492	10 - 1:48.364
62	Mark HADFIELD	Triumph Spitfire
1 -	8:47.887	6 - 1:54.220
2 -	2:18.995	7 - 1:53.489
3 -	2:01.888	8 - 1:53.188
4 -	2:02.713	9 - 2:15.165
5 -	1:56.955	10 - 1:54.814

Car 62 - Transponder not working
Weather / Track : Raining / Wet


Snetterton
Circuit Length = 1.9520 miles.
Start: 09:29 End: 09:49

Moss Europe TR Register/TSCC Championship QUALIFYING LAP ANALYSIS - RACE 2

(contd.)

71	Graham MILLER	Triumph TR7 V8
1 -	8:14.893	6 - 1:45.825
2 -	1:47.649	
3 -	1:45.801	
4 -	1:44.958	
5 -	1:45.094	
76	Kev HADFIELD	Triumph Herald
1 -	8:45.267	6 - 1:51.187 11 - 1:48.509
2 -	1:59.643	7 - 1:48.405
3 -	1:54.446	8 - 1:47.018
4 -	1:52.577	9 - 1:49.449
5 -	1:53.844	10 - 1:48.241
77	John THOMASON	Triumph Spitfire
1 -	8:26.640	6 - 1:47.092 11 - 1:48.087
2 -	2:21.449	7 - 1:48.058
3 -	1:53.237	8 - 1:46.818
4 -	1:52.224	9 - 1:49.280
5 -	1:52.595	10 - 1:47.164
88	Joe HENDERSON	Triumph TR6
1 -	8:41.738	6 - 2:08.610
2 -	1:45.079	7 - 1:41.117
3 -	1:40.877	8 - 1:40.113
4 -	1:38.907	
5 -	1:37.278	

**Moss Europe TR Register/TSCC Championship
GRID - RACE 2**

ROW 9	1:56.184 7 ADAMS	1:59.279 43 DAVIS
ROW 8	1:52.407 17 JEPSON	1:53.188 62 HADFIELD
ROW 7	1:50.808 52 THOMPSON	1:51.466 55 ADAMS
ROW 6	1:49.180 20 YARNELL	1:50.546 53 WOZENCROFT
ROW 5	1:47.605 41 HUMPHRIES	1:47.736 9 KNOWLES
ROW 4	1:46.818 77 THOMASON	1:47.018 76 HADFIELD
ROW 3	1:44.958 71 MILLER	1:46.165 56 GIMSON
ROW 2	1:43.090 2 BELCHER	1:44.304 15 CHAPMAN
ROW 1	1:37.278 88 HENDERSON	1:42.587 42 MAUND
POLE		
		

Car 62 - Transponder not working

Weather / Track : Raining / Wet

These results are provisional until the conclusion of any judicial and technical matters.

Snetterton

Circuit Length = 1.9520 miles.

Start: 09:29 End: 09:49

Clerk of Course	Timekeeper:
-----------------	-------------

MGCC Peter Best BCV8

QUALIFYING - RACE 3

POS	NO	CL	DRIVER	NAT	CAR	TIME	LAPS	GAP	MPH
1	93	D	Tom STEWART		MGB GT	1:29.406	12		78.59
2	81	C	Adrian BEER		MGB GT V8	1:29.752	13	0.346	78.29
3	73	C	Piers TOWNSEND		MGB	1:32.423	13	3.017	76.03
4	98	D	Steve WILLIAMS		MGB Roadster V8	1:35.070	8	5.664	73.91
5	95	D	Brian HALFORD		MGB GT V8	1:37.068	12	7.662	72.39
6	32	B	Rob HUFF		MGB Roadster	1:37.121	13	7.715	72.35
7	75	C	Martin HALL		MGB V8	1:37.528	11	8.122	72.05
8	78	C	Joe PARRINGTON		MGB GT V8	1:40.135	7	10.729	70.17
9	52	B	Spencer McARTHY		MGB	1:40.193	12	10.787	70.13
10	70	B	Russell McARTHY		MGB	1:40.312	12	10.906	70.05
11	50	B	Chris FORREST		MGB GT	1:40.319	11	10.913	70.04
12	58	B	Ian PRIOR		MGB GT	1:40.854	12	11.448	69.67
13	74	C	Andrew YOUNG		MGC	1:41.337	8	11.931	69.34
14	62	B	Neil CAWTHORN		MGB Roadster	1:42.238	11	12.832	68.73
15	44	B	Peter SAMUELS		MGB	1:43.162	10	13.756	68.11
16	80	C	Paul WHITE		MGB GT V8	1:45.315	7	15.909	66.72
17	38		Neil ELVY		MGB Roadster	1:45.493	11	16.087	66.61
18	34	B	Brian CAKEBREAD		MGB	1:46.123	11	16.717	66.21
19	37	B	Barry HOLMES		MGB GT V8	1:46.851	11	17.445	65.76
20	8	A	Ken DEAMER		MGB	1:51.856	11	22.450	62.82
21	3	A	Robin MUIR		MGB Roadster	1:52.361	11	22.955	62.54
22	5	A	Brian SMETHURST		MGB Roadster	1:59.903	10	30.497	58.60
23	9	A	Steve OKINES		MGB GT	2:03.389	8	33.983	56.95

Cars 37, 52, 70 & 95 - Transponders not working

Weather / Track : Cloudy / Damp

These results are provisional until the conclusion of any judicial and technical matters.

Snetterton

Circuit Length = 1.9520 miles.

Start: 09:57 End: 10:17

Clerk of Course	Timekeeper:
-----------------	-------------

**MGCC Peter Best BCV8
QUALIFYING LAP ANALYSIS - RACE 3**

3	Robin MUIR	MGB Roadster
1 -	6:59.152	6 - 2:02.252 11 - 2:04.025
2 -	1:56.638	7 - 2:00.829
3 -	1:53.911	8 - 1:56.698
4 -	1:52.361	9 - 1:59.646
5 -	1:58.203	10 - 1:59.046
5	Brian SMETHURST	MGB Roadster
1 -	7:30.911	6 - 2:00.679
2 -	1:59.903	7 - 2:04.269
3 -	2:17.477	8 - 2:00.601
4 -	2:13.453	9 - 2:03.867
5 -	2:03.274	10 - 2:01.940
8	Ken DEAMER	MGB
1 -	7:21.432	6 - 1:54.317 11 - 1:52.278
2 -	1:55.921	7 - 1:51.856
3 -	1:56.414	8 - 1:53.030
4 -	1:54.529	9 - 1:57.740
5 -	1:53.798	10 - 1:53.561
9	Steve OKINES	MGB GT
1 -	6:52.880	6 - 2:04.720
2 -	2:11.942	7 - 2:03.389
3 -	2:12.357	8 - 2:06.938
4 -	2:09.685	
5 -	2:10.108	
32	Rob HUFF	MGB Roadster
1 -	6:34.026	6 - 1:38.006 11 - 1:37.246
2 -	1:40.188	7 - 1:37.863 12 - 1:37.121
3 -	1:38.948	8 - 1:37.961 13 - 1:38.454
4 -	1:38.970	9 - 1:38.595
5 -	1:38.677	10 - 1:38.203
34	Brian CAKEBREAD	MGB
1 -	7:22.425	6 - 1:47.083 11 - 1:58.596
2 -	1:56.818	7 - 1:47.789
3 -	1:54.558	8 - 1:46.123
4 -	1:49.050	9 - 1:48.777
5 -	1:47.685	10 - 1:46.513
37	Barry HOLMES	MGB GT V8
1 -	6:58.555	6 - 2:03.473 11 - 1:53.635
2 -	2:01.712	7 - 1:54.156
3 -	1:56.374	8 - 1:46.851
4 -	1:54.393	9 - 1:47.566
5 -	1:50.218	10 - 1:55.889

MGCC Peter Best BCV8 QUALIFYING LAP ANALYSIS - RACE 3

(contd.)

38	Neil ELVY	MGB Roadster
1 - 6:37.957	6 - 1:47.280	11 - 1:46.332
2 - 1:48.850	7 - 1:50.155	
3 - 1:48.134	8 - 2:01.589	
4 - 1:48.572	9 - 1:46.848	
5 - 1:47.037	10 - 1:45.493	
44	Peter SAMUELS	MGB
1 - 7:32.724	6 - 1:48.007	
2 - 1:47.572	7 - 1:43.640	
3 - 1:53.413	8 - 1:43.494	
4 - 1:45.101	9 - 1:44.986	
5 - 1:43.961	10 - 1:43.162	
50	Chris FORREST	MGB GT
1 - 7:09.804	6 - 1:44.562	11 - 1:53.232
2 - 1:50.970	7 - 1:41.772	
3 - 1:45.494	8 - 1:46.586	
4 - 1:41.886	9 - 1:43.484	
5 - 1:58.836	10 - 1:40.319	
52	Spencer McARTHY	MGB
1 - 6:49.549	6 - 1:42.552	11 - 1:41.121
2 - 1:43.989	7 - 1:40.843	12 - 1:40.193
3 - 1:43.018	8 - 1:41.314	
4 - 1:42.680	9 - 1:41.039	
5 - 1:41.998	10 - 1:42.068	
58	Ian PRIOR	MGB GT
1 - 6:29.706	6 - 1:41.273	11 - 1:44.480
2 - 1:42.636	7 - 1:43.822	12 - 1:41.602
3 - 1:42.170	8 - 1:41.040	
4 - 1:47.130	9 - 1:40.854	
5 - 1:45.043	10 - 1:41.594	
62	Neil CAWTHORN	MGB Roadster
1 - 7:35.120	6 - 1:44.498	11 - 1:42.291
2 - 1:54.757	7 - 1:44.391	
3 - 1:47.593	8 - 1:45.290	
4 - 1:45.432	9 - 1:43.972	
5 - 1:43.970	10 - 1:42.238	
70	Russell McARTHY	MGB
1 - 6:34.086	6 - 1:43.095	11 - 1:41.834
2 - 1:43.454	7 - 1:42.932	12 - 1:45.005
3 - 1:41.490	8 - 1:44.055	
4 - 1:41.642	9 - 1:40.736	
5 - 1:46.223	10 - 1:40.312	

Cars 37, 52, 70 & 95 - Transponders not working
Weather / Track : Cloudy / Damp

Snetterton
Circuit Length = 1.9520 miles.
Start: 09:57 End: 10:17

**MGCC Peter Best BCV8
QUALIFYING LAP ANALYSIS - RACE 3**

(contd.)

73	Piers TOWNSEND	MGB
1 - 6:54.866	6 - 1:36.344	11 - 1:35.689
2 - 1:43.788	7 - 1:34.093	12 - 1:35.588
3 - 1:39.485	8 - 1:32.423	13 - 1:35.222
4 - 1:38.078	9 - 1:34.282	
5 - 1:36.876	10 - 1:35.092	
74	Andrew YOUNG	MGC
1 - 6:58.048	6 - 1:48.267	
2 - 1:42.447	7 - 1:46.518	
3 - 1:58.303	8 - 1:54.497	
4 - 1:41.337		
5 - 1:45.800		
75	Martin HALL	MGB V8
1 - 7:07.407	6 - 1:39.711	11 - 1:37.528
2 - 1:51.669	7 - 1:38.724	
3 - 1:43.917	8 - 1:40.875	
4 - 1:41.371	9 - 1:39.700	
5 - 1:41.842	10 - 1:38.638	
78	Joe PARRINGTON	MGB GT V8
1 - 7:21.348	6 - 1:44.481	
2 - 1:41.238	7 - 1:46.078	
3 - 1:41.954		
4 - 1:40.135		
5 - 1:40.585		
80	Paul WHITE	MGB GT V8
1 - 7:07.062	6 - 1:46.597	
2 - 1:51.046	7 - 1:45.315	
3 - 1:47.132		
4 - 1:47.206		
5 - 1:46.692		
81	Adrian BEER	MGB GT V8
1 - 7:29.890	6 - 1:32.315	11 - 1:29.752
2 - 1:36.860	7 - 1:32.614	12 - 1:30.025
3 - 1:39.313	8 - 1:35.072	13 - 1:30.647
4 - 1:33.549	9 - 1:31.862	
5 - 1:32.951	10 - 1:35.326	
93	Tom STEWART	MGB GT
1 - 7:20.162	6 - 1:32.483	11 - 1:29.568
2 - 1:39.341	7 - 1:34.616	12 - 1:30.590
3 - 1:36.228	8 - 1:32.077	
4 - 1:33.370	9 - 1:29.406	
5 - 1:32.450	10 - 1:31.146	

MGCC Peter Best BCV8 QUALIFYING LAP ANALYSIS - RACE 3


(contd.)

95	Brian HALFORD	MGB GT V8
1 - 7:31.173	6 - 1:40.378	11 - 1:37.068
2 - 1:43.038	7 - 1:39.902	12 - 1:37.232
3 - 1:42.061	8 - 1:43.813	
4 - 1:40.710	9 - 1:37.905	
5 - 1:39.460	10 - 1:37.316	
98	Steve WILLIAMS	MGB Roadster V8
1 - 7:28.312	6 - 1:36.551	
2 - 1:39.415	7 - 1:38.428	
3 - 1:41.788	8 - 1:35.070	
4 - 1:38.723		
5 - 1:36.332		

**MGCC Peter Best BCV8
GRID - RACE 3**

ROW 12		2:03.389 9 OKINES	
ROW 11	3	1:52.361 MUIR	5 1:59.903 SMETHURST
ROW 10		37 1:46.851 HOLMES	8 1:51.856 DEAMER
ROW 9	38	1:45.493 ELVY	34 1:46.123 CAKEBREAD
ROW 8		44 1:43.162 SAMUELS	80 1:45.315 WHITE
ROW 7	74	1:41.337 YOUNG	62 1:42.238 CAWTHORN
ROW 6		50 1:40.319 FORREST	58 1:40.854 PRIOR
ROW 5	52	1:40.193 McARTHY	70 1:40.312 McARTHY
ROW 4		75 1:37.528 HALL	78 1:40.135 PARRINGTON
ROW 3	95	1:37.068 HALFORD	32 1:37.121 HUFF
ROW 2		73 1:32.423 TOWNSEND	98 1:35.070 WILLIAMS
ROW 1	93	1:29.406 STEWART	81 1:29.752 BEER

POLE



Cars 37, 52, 70 & 95 - Transponders not working

Weather / Track : Cloudy / Damp

These results are provisional until the conclusion of any judicial and technical matters.

Snetterton

Circuit Length = 1.9520 miles.

Start: 09:57 End: 10:17

Clerk of Course		Timekeeper:
-----------------	--	-------------

MGCC MG X Power TF-ZR Trophy

QUALIFYING - RACE 4

POS	NO	CL	DRIVER	NAT	CAR	TIME	LAPS	GAP	MPH
1	91	B	Peter FELIX		MG ZR	1:27.748	14		80.08
2	77	B	Malcolm GAMMONS		MG ZR	1:27.966	14	0.218	79.88
3	97	B	Fergus CAMPBELL		MG ZR	1:28.304	12	0.556	79.58
4	1	A	Mark ROBERTS		MG TF	1:28.442	14	0.694	79.45
5	76	B	Benjamin JACQUES		MG ZR	1:29.017	14	1.269	78.94
6	95	B	Dean CLEMENTS		MG ZR	1:29.061	10	1.313	78.90
7	70	B	Colin WILLMOTT		MG ZR	1:29.334	11	1.586	78.66
8	94	B	Paul WALLACE		MG ZR	1:29.533	12	1.785	78.48
9	99	B	Barry BENHAM		MG ZR	1:30.169	11	2.421	77.93
10	85	B	Sean PETERS		MG ZR	1:30.533	13	2.785	77.62
11	83	B	David COULTARD		MG ZR	1:31.139	13	3.391	77.10
12	5	A	Elliot MASON		MG TF	1:32.507	13	4.759	75.96
13	22	A	Matthew HENNINGS		MG TF	1:32.572	13	4.824	75.91
14	17	A	Mark TAYLOR		MG TF	1:33.267	12	5.519	75.34
15	12	A	David PIERCE		MG TF	1:33.601	13	5.853	75.07
16	21	A	Paul PHIPPS		MG TF	1:33.709	5	5.961	74.99
17	20	A	Robert DAY		MG TF	1:34.147	9	6.399	74.64

Car 77 - Transponder not working !

Weather / Track : Cloudy / Damp

These results are provisional until the conclusion of any judicial and technical matters.

Snetterton

Circuit Length = 1.9520 miles.

Start: 10:23 End: 10:43

Clerk of Course	Timekeeper:
-----------------	-------------

MGCC MG X Power TF-ZR Trophy

QUALIFYING LAP ANALYSIS - RACE 4

1	Mark ROBERTS			MG TF
1 -	4:34.560	6 -	1:31.924	11 - 1:30.259
2 -	1:34.998	7 -	1:31.975	12 - 1:28.442
3 -	1:32.391	8 -	1:30.436	13 - 1:28.935
4 -	1:32.469	9 -	1:31.003	14 - 1:29.874
5 -	1:32.124	10 -	1:29.570	
5	Elliot MASON			MG TF
1 -	4:46.402	6 -	1:38.090	11 - 1:32.507
2 -	1:34.677	7 -	1:42.759	12 - 1:41.803
3 -	1:53.078	8 -	1:34.089	13 - 1:34.770
4 -	1:36.463	9 -	1:34.298	
5 -	1:36.003	10 -	1:33.154	
12	David PIERCE			MG TF
1 -	5:08.615	6 -	1:36.026	11 - 1:33.601
2 -	1:38.743	7 -	1:36.435	12 - 1:39.700
3 -	1:37.076	8 -	1:35.737	13 - 1:34.374
4 -	1:36.687	9 -	1:34.496	
5 -	1:36.053	10 -	1:35.823	
17	Mark TAYLOR			MG TF
1 -	5:18.314	6 -	1:51.274	11 - 1:40.834
2 -	1:40.918	7 -	1:35.549	12 - 1:36.955
3 -	1:34.633	8 -	1:35.224	
4 -	1:33.946	9 -	1:33.267	
5 -	1:34.836	10 -	1:33.611	
20	Robert DAY			MG TF
1 -	4:57.287	6 -	1:35.270	
2 -	1:36.454	7 -	1:34.147	
3 -	1:36.225	8 -	1:35.162	
4 -	1:37.676	9 -	1:36.261	
5 -	1:34.956			
21	Paul PHIPPS			MG TF
1 -	4:39.751			
2 -	1:35.624			
3 -	1:37.436			
4 -	1:36.244			
5 -	1:33.709			
22	Matthew HENNINGS			MG TF
1 -	4:48.358	6 -	1:33.751	11 - 1:34.346
2 -	1:33.478	7 -	1:32.894	12 - 1:32.885
3 -	1:33.612	8 -	1:36.106	13 - 1:32.572
4 -	1:34.495	9 -	1:34.529	
5 -	1:33.656	10 -	1:33.443	

Car 77 - Transponder not working !
Weather / Track : Cloudy / Damp

Snetterton
Circuit Length = 1.9520 miles.
Start: 10:23 End: 10:43
Printed - 10:45 Sunday, 12 June 2005

MGCC MG X Power TF-ZR Trophy QUALIFYING LAP ANALYSIS - RACE 4

(contd.)

70	Colin WILLMOTT	MG ZR
1 - 4:57.346	6 - 4:15.699P	11 - 1:29.334
2 - 1:44.087	7 - 1:53.281	
3 - 1:32.280	8 - 1:30.503	
4 - 1:46.340	9 - 1:29.859	
5 - 1:31.959	10 - 1:37.566	
76	Benjamin JACQUES	MG ZR
1 - 4:35.970	6 - 1:30.746	11 - 1:29.017
2 - 1:31.366	7 - 1:30.320	12 - 1:29.206
3 - 1:30.254	8 - 1:30.039	13 - 1:29.894
4 - 1:30.232	9 - 1:30.259	14 - 1:43.344
5 - 1:30.091	10 - 1:34.899	
77	Malcolm GAMMONS	MG ZR
1 - 4:32.820	6 - 1:31.461	11 - 1:28.397
2 - 1:30.086	7 - 1:28.888	12 - 1:28.053
3 - 1:29.204	8 - 1:28.909	13 - 1:28.411
4 - 1:28.655	9 - 1:28.867	14 - 1:27.966
5 - 1:45.128P	10 - 1:28.194	
83	David COULTARD	MG ZR
1 - 4:51.242	6 - 1:34.598	11 - 1:31.420
2 - 1:35.100	7 - 1:32.571	12 - 1:31.139
3 - 1:34.529	8 - 1:32.518	13 - 1:39.119
4 - 1:38.886	9 - 1:33.727	
5 - 1:34.818	10 - 1:32.848	
85	Sean PETERS	MG ZR
1 - 4:38.380	6 - 1:32.736	11 - 1:31.758
2 - 1:39.299	7 - 1:31.794	12 - 1:30.730
3 - 1:34.394	8 - 1:31.559	13 - 1:30.533
4 - 1:32.977	9 - 1:31.560	
5 - 1:32.971	10 - 1:31.215	
91	Peter FELIX	MG ZR
1 - 4:44.380	6 - 1:29.170	11 - 1:29.555
2 - 1:32.047	7 - 1:28.558	12 - 1:27.748
3 - 1:30.650	8 - 1:28.201	13 - 1:30.054
4 - 1:29.583	9 - 1:28.891	14 - 1:30.786
5 - 1:40.011	10 - 1:27.819	
94	Paul WALLACE	MG ZR
1 - 4:58.264	6 - 1:55.988	11 - 1:30.024
2 - 1:38.617	7 - 2:15.528P	12 - 1:29.533
3 - 1:43.436	8 - 1:36.393	
4 - 1:36.955	9 - 1:30.411	
5 - 1:31.310	10 - 1:30.137	

Car 77 - Transponder not working !
Weather / Track : Cloudy / Damp

Snetterton
Circuit Length = 1.9520 miles.
Start: 10:23 End: 10:43
Printed - 10:45 Sunday, 12 June 2005

MGCC MG X Power TF-ZR Trophy QUALIFYING LAP ANALYSIS - RACE 4

(contd.)

95	Dean CLEMENTS	MG ZR
1 - 4:45.306	6 - 1:30.070	
2 - 1:31.550	7 - 1:29.500	
3 - 1:30.800	8 - 1:29.808	
4 - 1:35.912	9 - 1:29.061	
5 - 1:30.424	10 - 1:34.725	
97	Fergus CAMPBELL	MG ZR
1 - 4:42.571	6 - 1:28.816	11 - 1:31.522
2 - 1:29.636	7 - 1:28.304	12 - 1:32.073
3 - 1:29.286	8 - 1:29.066	
4 - 1:28.722	9 - 3:09.362P	
5 - 1:28.313	10 - 1:48.078	
99	Barry BENHAM	MG ZR
1 - 4:30.016	6 - 1:30.389	11 - 1:30.169
2 - 1:32.665	7 - 1:30.607	
3 - 1:30.968	8 - 1:30.473	
4 - 1:44.839	9 - 1:30.527	
5 - 1:30.251	10 - 1:30.252	

Car 77 - Transponder not working !
Weather / Track : Cloudy / Damp

**MGCC MG X Power TF-ZR Trophy
GRID - RACE 4**

ROW 9	1:34.147 20 DAY	
ROW 8	1:33.601 12 PIERCE	1:33.709 21 PHIPPS
ROW 7	1:32.572 22 HENNINGS	1:33.267 17 TAYLOR
ROW 6	1:31.139 83 COULTARD	1:32.507 5 MASON
ROW 5	1:30.169 99 BENHAM	1:30.533 85 PETERS
ROW 4	1:29.334 70 WILLMOTT	1:29.533 94 WALLACE
ROW 3	1:29.017 76 JACQUES	1:29.061 95 CLEMENTS
ROW 2	1:28.304 97 CAMPBELL	1:28.442 1 ROBERTS
ROW 1	1:27.748 91 FELIX	1:27.966 77 GAMMONS
POLE		

Car 77 - Transponder not working !
Weather / Track : Cloudy / Damp
These results are provisional until the conclusion of any judicial and technical matters.

Snetterton
 Circuit Length = 1.9520 miles.
 Start: 10:23 End: 10:43

Clerk of Course		Timekeeper:
-----------------	--	-------------

MGCC Collonade Residential Thoroughbred Sports Car Championship

QUALIFYING - RACE 5

POS	NO	CL	DRIVER	NAT	CAR	TIME	LAPS	GAP	MPH
1	88	C	Joe HENDERSON		Triumph TR6	1:24.438	11		83.22
2	92	D	Roy McCARTHY		MGB GT V8	1:24.807	13	0.369	82.86
3	23	C	Jon ELLISON		Triumph TR4	1:25.056	11	0.618	82.61
4	99	D	Simon JAMES		Sunbeam Tiger	1:25.282	13	0.844	82.40
5	47	D	Roger CONNEL		TVR Griffith	1:25.710	11	1.272	81.98
6	78	C	Dave McDONALD		Triumph TR6	1:26.838	12	2.400	80.92
7	5	C	Andy EARL		Jaguar E Type	1:26.966	13	2.528	80.80
8	90	C	Simon KNOWLES		Triumph TR6	1:27.071	13	2.633	80.70
9	81	D	Chris BEIGHTON		Sunbeam Tiger	1:28.247	11	3.809	79.63
10	150	B	Chris FORREST		MGB GT	1:28.673	11	4.235	79.24
11	36	B	Colin JONES		MGA	1:30.906	12	6.468	77.30
12	33	B	Max CAWTHORN		MGB Roadster	1:31.123	11	6.685	77.11
13	80	C	Paul WHITE		MGB GT V8	1:31.564	8	7.126	76.74
14	60	C	Nick McCAFFREY		Jaguar E Type	1:31.686	8	7.248	76.64
15	66	B	Peter BARNARD		MG Midget	1:34.150	12	9.712	74.63
16	53	B	Kevin SWANN		MGB	1:36.856	11	12.418	72.55
17	87	A	Maurice WHELAN		MGB	1:38.771	11	14.333	71.14
18	14	C	Paul MADDEN		Triumph TR4	1:38.885	11	14.447	71.06
19	8	B	Paul MYATT		TVR Vixen	1:43.871	9	19.433	67.65

Weather / Track : Cloudy / Damp

These results are provisional until the conclusion of any judicial and technical matters.

Snetterton

Circuit Length = 1.9520 miles.

Start: 10:52 End: 11:11

Clerk of Course	Timekeeper:
-----------------	-------------

MGCC Collonade Residential Thoroughbred Sports Car Championship QUALIFYING LAP ANALYSIS - RACE 5

5	Andy EARL	Jaguar E Type
1 -	6:30.950	6 - 1:29.893 11 - 1:27.389
2 -	1:35.894	7 - 1:28.025 12 - 1:28.608
3 -	1:35.027	8 - 1:28.983 13 - 1:27.677
4 -	1:30.828	9 - 1:26.966
5 -	1:35.543	10 - 1:35.140
8	Paul MYATT	TVR Vixen
1 -	7:05.648	6 - 1:51.117
2 -	1:50.524	7 - 1:46.987
3 -	1:55.316	8 - 1:46.946
4 -	1:43.871	9 - 2:56.839P
5 -	1:47.626	
14	Paul MADDEN	Triumph TR4
1 -	7:00.812	6 - 1:45.352 11 - 1:39.436
2 -	1:46.379	7 - 1:39.708
3 -	1:45.641	8 - 1:39.205
4 -	1:45.554	9 - 1:38.885
5 -	1:44.617	10 - 1:40.051
23	Jon ELLISON	Triumph TR4
1 -	6:26.904	6 - 1:33.166 11 - 1:25.056
2 -	1:36.651	7 - 1:33.373
3 -	1:35.323	8 - 1:27.394
4 -	1:30.530	9 - 1:27.377
5 -	1:29.413	10 - 1:34.678
33	Max CAWTHORN	MGB Roadster
1 -	7:14.764	6 - 1:31.586 11 - 1:41.741
2 -	1:44.942	7 - 1:31.123
3 -	1:40.105	8 - 1:31.442
4 -	1:37.026	9 - 1:36.136
5 -	1:35.428	10 - 1:35.627
36	Colin JONES	MGA
1 -	6:42.710	6 - 1:33.966 11 - 1:31.736
2 -	1:45.768	7 - 1:36.440 12 - 1:33.049
3 -	1:38.491	8 - 1:32.271
4 -	1:36.249	9 - 1:32.139
5 -	1:34.348	10 - 1:30.906
47	Roger CONNEL	TVR Griffith
1 -	6:42.981	6 - 1:29.553 11 - 1:31.251
2 -	1:35.757	7 - 1:27.645
3 -	1:28.983	8 - 1:27.755
4 -	1:26.950	9 - 1:25.710
5 -	1:32.251	10 - 1:26.410

MGCC Collonade Residential Thoroughbred Sports Car Championship QUALIFYING LAP ANALYSIS - RACE 5

(contd.)

53	Kevin SWANN	MGB
1 - 7:15.268	6 - 1:37.409	11 - 1:38.460
2 - 1:45.060	7 - 1:40.923	
3 - 1:44.179	8 - 1:37.948	
4 - 1:37.580	9 - 1:37.012	
5 - 1:38.156	10 - 1:36.856	
60	Nick McCAFFREY	Jaguar E Type
1 - 6:29.265	6 - 1:36.842	
2 - 1:34.115	7 - 1:31.686	
3 - 1:34.067	8 - 1:32.778	
4 - 1:32.461		
5 - 2:15.461P		
66	Peter BARNARD	MG Midget
1 - 6:52.187	6 - 1:35.788	11 - 1:35.281
2 - 1:43.811	7 - 1:34.796	12 - 1:36.366
3 - 1:38.561	8 - 1:35.899	
4 - 1:37.910	9 - 1:35.317	
5 - 1:36.563	10 - 1:34.150	
78	Dave McDONALD	Triumph TR6
1 - 6:49.287	6 - 1:32.896	11 - 1:27.498
2 - 1:42.846	7 - 1:31.787	12 - 1:26.838
3 - 1:36.851	8 - 1:32.033	
4 - 1:34.515	9 - 1:51.367	
5 - 1:37.134	10 - 1:31.885	
79	Paul WHITE	MGB GT V8
80	Paul WHITE	MGB GT V8
1 - 6:51.668	6 - 1:41.623	
2 - 3:17.874	7 - 1:37.029	
3 - 1:35.116	8 - 1:34.829	
4 - 1:35.544		
5 - 1:31.564		
81	Chris BEIGHTON	Sunbeam Tiger
1 - 7:09.594	6 - 1:29.940	11 - 1:30.400
2 - 1:48.476	7 - 1:28.247	
3 - 1:46.191	8 - 1:34.139	
4 - 1:34.024	9 - 1:40.563	
5 - 1:32.313	10 - 1:30.863	

MGCC Collonade Residential Thoroughbred Sports Car Championship


QUALIFYING LAP ANALYSIS - RACE 5

(contd.)

87	Maurice WHELAN	MGB
1 - 7:15.634	6 - 1:42.276	11 - 1:38.771
2 - 1:51.478	7 - 1:42.383	
3 - 1:49.550	8 - 1:40.599	
4 - 1:46.210	9 - 1:43.280	
5 - 1:49.148	10 - 1:38.783	
88	Joe HENDERSON	Triumph TR6
1 - 6:56.118	6 - 1:27.367	11 - 1:24.438
2 - 1:35.963	7 - 1:26.462	
3 - 1:32.031	8 - 1:26.121	
4 - 1:28.339	9 - 1:29.181	
5 - 1:27.694	10 - 1:24.909	
90	Simon KNOWLES	Triumph TR6
1 - 6:28.520	6 - 1:31.404	11 - 1:27.071
2 - 1:37.363	7 - 1:30.776	12 - 1:27.119
3 - 1:35.287	8 - 1:28.245	13 - 1:31.022
4 - 1:30.791	9 - 1:28.333	
5 - 1:31.771	10 - 1:28.928	
92	Roy McCARTHY	MGB GT V8
1 - 6:36.353	6 - 1:26.508	11 - 1:36.058
2 - 1:30.440	7 - 1:24.807	12 - 1:28.314
3 - 1:31.872	8 - 1:25.307	13 - 1:25.003
4 - 1:26.325	9 - 1:25.590	
5 - 1:27.536	10 - 1:27.082	
99	Simon JAMES	Sunbeam Tiger
1 - 6:42.199	6 - 1:28.511	11 - 1:25.864
2 - 1:32.519	7 - 1:29.572	12 - 1:26.621
3 - 1:30.994	8 - 1:27.408	13 - 1:26.546
4 - 1:27.877	9 - 1:25.282	
5 - 1:31.798	10 - 1:26.506	
150	Chris FORREST	MGB GT
1 - 8:28.240	6 - 1:31.802	11 - 1:29.206
2 - 1:32.870	7 - 1:29.784	
3 - 1:31.455	8 - 1:28.673	
4 - 1:29.899	9 - 1:29.047	
5 - 1:29.288	10 - 1:29.002	

MGCC Collonade Residential Thoroughbred Sports Car Championship

GRID - RACE 5

ROW 10	1:43.871 8 MYATT	
ROW 9	1:38.771 87 WHELAN	1:38.885 14 MADDEN
ROW 8	1:34.150 66 BARNARD	1:36.856 53 SWANN
ROW 7	1:31.564 80 WHITE	1:31.686 60 McCAFFREY
ROW 6	1:30.906 36 JONES	1:31.123 33 CAWTHORN
ROW 5	1:28.247 81 BEIGHTON	1:28.673 150 FORREST
ROW 4	1:26.966 5 EARL	1:27.071 90 KNOWLES
ROW 3	1:25.710 47 CONNEL	1:26.838 78 McDONALD
ROW 2	1:25.056 23 ELLISON	1:25.282 99 JAMES
ROW 1	1:24.438 88 HENDERSON	1:24.807 92 McCARTHY
POLE		
		

Weather / Track : Cloudy / Damp

These results are provisional until the conclusion of any judicial and technical matters.

Snetterton
Circuit Length = 1.9520 miles.
Start: 10:52 End: 11:11

Clerk of Course	Timekeeper:
-----------------	-------------

MGCC Drayton Manor Park MG Metro Cup

QUALIFYING - RACE 7

POS	NO	CL	DRIVER	NAT	CAR	TIME	LAPS	GAP	MPH
1	4	D	Dennis ROBINSON		MG Metro	1:28.459	13		79.44
2	52	C	Simon WHITE		MG Metro	1:28.882	12	0.423	79.06
3	96	C	Dick TREVETT		MG Metro Turbo	1:29.828	13	1.369	78.22
4	32	C	Tony DOWLER		MG Metro	1:31.849	13	3.390	76.50
5	77	B	Rob MANSER		MG Metro	1:31.902	13	3.443	76.46
6	49	C	Richard GARRARD		MG Metro Turbo	1:33.311	12	4.852	75.30
7	37	D	Chris HARRIS		MG Metro	1:33.729	12	5.270	74.97
8	7	C	Tony HOWE		MG Metro Turbo	1:34.011	12	5.552	74.74
9	39	B	Barry LAKE		Metro GTi	1:34.105	13	5.646	74.67
10	85	B	Rob CAMPBELL		Rover Metro GTi	1:34.253	12	5.794	74.55
11	44	D	Alan BROOKE		MG Metro	1:34.945	4	6.486	74.01
12	12	A	Iain PATTERSON		MG Metro	1:34.949	12	6.490	74.01
13	90	A	Terry BRACEY-WRIGHT		MG Metro	1:35.538	12	7.079	73.55
14	18	B	Duncan HOBBS		MG Metro	1:36.097	12	7.638	73.12
15	23	A	Tim WRIGHT		MG Metro	1:38.407	7	9.948	71.41
16	79	A	Paul ASHTON		MG Metro	1:39.361	12	10.902	70.72
17	80	A	Peter RAMELLA		MG Metro	1:39.673	12	11.214	70.50
18	38	A	Eric EVANS		MG Metro	1:56.345	10	27.886	60.40

Weather / Track : Cloudy / Dry

These results are provisional until the conclusion of any judicial and technical matters.

Snetterton

Circuit Length = 1.9520 miles.

Start: 11:27 End: 11:47

Clerk of Course	Timekeeper:
-----------------	-------------

MGCC Drayton Manor Park MG Metro Cup QUALIIFYING LAP ANALYSIS - RACE 7

4	Dennis ROBINSON	MG Metro
1 - X:00.000	6 - 1:30.045	11 - 1:28.459
2 - 1:36.827	7 - 1:29.720	12 - 1:29.083
3 - 1:32.154	8 - 1:30.514	13 - 1:28.913
4 - 1:32.030	9 - 1:29.585	
5 - 1:30.181	10 - 1:30.352	
7	Tony HOWE	MG Metro Turbo
1 - X:00.000	6 - 1:34.888	11 - 2:14.572
2 - 1:51.279	7 - 1:34.663	12 - 1:37.726
3 - 1:44.601	8 - 1:34.115	
4 - 1:36.715	9 - 1:34.011	
5 - 1:35.552	10 - 1:34.249	
12	Iain PATTERSON	MG Metro
1 - X:00.000	6 - 1:39.138	11 - 1:35.922
2 - 1:41.337	7 - 1:36.964	12 - 1:36.062
3 - 1:44.378	8 - 1:36.369	
4 - 1:37.512	9 - 1:36.103	
5 - 1:38.877	10 - 1:34.949	
18	Duncan HOBBS	MG Metro
1 - X:00.000	6 - 1:38.388	11 - 1:37.121
2 - 1:46.261	7 - 1:38.016	12 - 1:36.097
3 - 1:39.966	8 - 1:37.756	
4 - 1:37.556	9 - 1:36.568	
5 - 1:37.673	10 - 1:36.619	
23	Tim WRIGHT	MG Metro
1 - X:00.000	6 - 1:38.924	
2 - 1:43.086	7 - 1:39.378	
3 - 1:39.731		
4 - 1:40.622		
5 - 1:38.407		
32	Tony DOWLER	MG Metro
1 - X:00.000	6 - 1:34.364	11 - 1:35.390
2 - 1:36.759	7 - 1:31.849	12 - 1:32.363
3 - 1:38.377	8 - 1:35.611	13 - 1:32.086
4 - 1:34.735	9 - 1:34.328	
5 - 1:34.608	10 - 1:33.027	
37	Chris HARRIS	MG Metro
1 - X:00.000	6 - 1:37.543	11 - 1:34.567
2 - 1:47.254	7 - 1:33.734	12 - 1:34.240
3 - 1:38.951	8 - 1:34.923	
4 - 1:38.489	9 - 1:33.729	
5 - 1:39.579	10 - 1:35.213	

MGCC Drayton Manor Park MG Metro Cup QUALIIFYING LAP ANALYSIS - RACE 7

(contd.)

38	Eric EVANS	MG Metro
1 - X:00.000	6 - 2:00.965	
2 - 2:11.785	7 - 2:01.320	
3 - 2:06.273	8 - 1:56.345	
4 - 2:05.461	9 - 1:56.668	
5 - 2:00.904	10 - 1:56.663	
39	Barry LAKE	Metro GTi
1 - X:00.000	6 - 1:35.237	11 - 1:34.314
2 - 1:36.882	7 - 1:34.883	12 - 1:34.212
3 - 1:42.233	8 - 1:35.577	13 - 1:34.105
4 - 1:35.296	9 - 1:34.325	
5 - 1:36.462	10 - 1:34.960	
44	Alan BROOKE	MG Metro
1 - X:00.000		
2 - 1:35.710		
3 - 1:35.243		
4 - 1:34.945		
49	Richard GARRARD	MG Metro Turbo
1 - X:00.000	6 - 1:35.440	11 - 1:35.031
2 - 1:52.932	7 - 1:33.903	12 - 1:34.390
3 - 1:38.245	8 - 1:33.311	
4 - 1:34.394	9 - 1:33.501	
5 - 1:34.442	10 - 1:35.753	
52	Simon WHITE	MG Metro
1 - X:00.000	6 - 1:30.114	11 - 1:29.852
2 - 1:35.057	7 - 1:28.882	12 - 1:29.613
3 - 1:47.864	8 - 1:43.217	
4 - 1:32.004	9 - 1:31.109	
5 - 1:31.465	10 - 1:29.312	
77	Rob MANSER	MG Metro
1 - X:00.000	6 - 1:32.753	11 - 1:32.010
2 - 1:37.981	7 - 1:32.782	12 - 1:31.902
3 - 1:36.988	8 - 1:34.293	13 - 1:32.307
4 - 1:34.329	9 - 1:34.438	
5 - 1:33.859	10 - 1:33.438	
79	Paul ASHTON	MG Metro
1 - X:00.000	6 - 1:42.899	11 - 1:41.243
2 - 1:49.301	7 - 1:43.777	12 - 1:39.361
3 - 1:47.541	8 - 1:42.480	
4 - 1:47.266	9 - 1:41.821	
5 - 1:46.032	10 - 1:42.533	


MGCC Drayton Manor Park MG Metro Cup QUALIIFYING LAP ANALYSIS - RACE 7

(contd.)

80	Peter RAMELLA	MG Metro
1 - X:00.000	6 - 1:41.585	11 - 1:39.673
2 - 1:52.162	7 - 1:41.522	12 - 1:40.067
3 - 1:47.952	8 - 1:41.476	
4 - 1:44.186	9 - 1:40.489	
5 - 1:43.076	10 - 1:40.077	
85	Rob CAMPBELL	Rover Metro GTi
1 - X:00.000	6 - 1:40.203	11 - 1:34.782
2 - 1:58.074	7 - 1:37.246	12 - 1:34.253
3 - 1:41.655	8 - 1:36.662	
4 - 1:39.057	9 - 1:36.544	
5 - 1:38.763	10 - 1:34.945	
90	Terry BRACEY-WRIGHT	MG Metro
1 - X:00.000	6 - 1:38.068	11 - 1:35.538
2 - 1:41.906	7 - 1:36.940	12 - 1:37.302
3 - 1:39.611	8 - 1:36.768	
4 - 1:38.116	9 - 1:36.866	
5 - 1:38.115	10 - 1:38.050	
96	Dick TREVETT	MG Metro Turbo
1 - X:00.000	6 - 1:33.433	11 - 1:30.153
2 - 1:52.873	7 - 1:32.199	12 - 1:29.828
3 - 1:38.255	8 - 1:29.843	13 - 1:59.593
4 - 1:34.070	9 - 1:31.053	
5 - 1:34.988	10 - 1:32.502	

MGCC Drayton Manor Park MG Metro Cup

GRID - RACE 7

ROW 9	1:39.673 80 RAMELLA	1:56.345 38 EVANS
ROW 8	1:38.407 23 WRIGHT	1:39.361 79 ASHTON
ROW 7	1:35.538 90 BRACEY-WRIGHT	1:36.097 18 HOBBS
ROW 6	1:34.945 44 BROOKE	1:34.949 12 PATTERSON
ROW 5	1:34.105 39 LAKE	1:34.253 85 CAMPBELL
ROW 4	1:33.729 37 HARRIS	1:34.011 7 HOWE
ROW 3	1:31.902 77 MANSER	1:33.311 49 GARRARD
ROW 2	1:29.828 96 TREVETT	1:31.849 32 DOWLER
ROW 1	1:28.459 4 ROBINSON	1:28.882 52 WHITE
POLE		
		

Weather / Track : Cloudy / Dry

These results are provisional until the conclusion of any judicial and technical matters.

Snetterton
Circuit Length = 1.9520 miles.
Start: 11:27 End: 11:47

Clerk of Course	Timekeeper:
-----------------	-------------

MGCC TOTAL BUTLER Championship Race

RACE CLASSIFICATION - RACE 1 - AMENDED

POS	NO	CL	DRIVER	NAT	CAR	TIME	LAPS	GAP	MPH	BEST
1	67	B	Andrew YOUNG		MGC GT	20:07.691	14		81.46	1:24.386
2	17	B	David BERESFORD		MGB GT V8	20:29.731	14	22.040	80.00	1:25.921
3	1	B	David BROOKE		MGB GT	20:30.852	14	23.161	79.92	1:25.757
4	18	B	David KIMBER		MGB GT V8	20:41.426	14	33.735	79.24	1:26.713
5	35	A	Stuart MUSK		MG Midget	20:53.029	14	45.338	78.51	1:26.613
6	31	B	Jonnie WHEELER		MGB Roadster	20:53.211	14	45.520	78.50	1:27.001
7	14	B	Jeremy COTTINGHAM		MGB	20:53.889	14	46.198	78.46	1:26.170
8	63	B	Ron MOORCRAFT		MGB Roadster	20:54.216	14	46.525	78.44	1:28.214
9	12	B	Pat FENN		MGB	21:19.736	14	1:12.045	76.87	1:28.593
10	48	A	Kirk BOTELLE		MG1300	21:22.647	14	1:14.956	76.70	1:28.776
11	15	C	James WALPOLE		MGB Roadster	21:24.076	14	1:16.385	76.61	1:29.193
12	38	C	James DARBY		MGB GT	20:10.993	13	1 LAP	75.43	1:30.490
13	22	D	Dave BROWN		MGF	20:13.181	13	1 LAP	75.30	1:30.741
14	58	B	Terry BURROWS		MGB Roadster	20:37.860	13	1 LAP	73.80	1:32.116
15	76	D	Paul RIGG		MGF VVC	21:22.306	13	1 LAP	71.24	1:35.544
16	57	C	Paul EALES		MGB GT	20:48.349	12	2 LAPS	67.55	1:39.318
17	5	C	John WREGHITT		MGB Roadster	21:05.638	12	2 LAPS	66.62	1:42.343
18	85	C	Niall CAMPBELL		Rover Metro GTi	21:18.937	12	2 LAPS	65.93	1:41.326
19	80	B	Robert BEASLEY		MG Midget	21:34.777	12	2 LAPS	65.12	1:35.334

NOT CLASSIFIED

43	A	Simon HUTCHINSON		MG Midget	12:02.912	7	D.N.F.	68.04	1:28.197
41	B	James WHEELER		MGB Roadster	5:58.323	4	D.N.F.	78.44	1:27.088
86	B	Steve DOWLER		MG Midget	3:23.460	2	D.N.F.	69.07	1:34.534
32	C	Alan KYSON		MGA Roadster	3:32.354	2	D.N.F.	66.18	1:40.643
24	B	Dave CALLENDER		MGBB Roadster	1:57.777	1	D.N.F.	59.66	1:57.777
34	A	Mike HOLMES		MG Midget		0	D.N.F.	N/A	
158	B	Ian PRIOR		MGB			D.N.F.	N/A	

FASTEST LAP

67	B	Andrew YOUNG		MGC GT	1:24.386	10	83.27mph	134.01kph
35	A	Stuart MUSK		MG Midget	1:26.613	11	81.13mph	130.57kph
15	C	James WALPOLE		MGB Roadster	1:29.193	11	78.78mph	126.79kph
22	D	Dave BROWN		MGF	1:30.741	5	77.44mph	124.63kph

Car 158 Excluded from Meeting - Technical infringements

Weather / Track : Cloudy / Dry

These results are provisional until the conclusion of any judicial and technical matters.

Snetterton

Circuit Length = 1.9520 miles.

Start: 13:01 End: 13:21

Clerk of Course	Timekeeper:
-----------------	-------------

MGCC TOTAL BUTLER Championship Race

LAP CHART - RACE 1

Lap 1			Lap 2			Lap 3			Lap 4			Lap 5		
No	Behind	Laptime	No	Behind	Laptime	No	Behind	Laptime	No	Behind	Laptime	No	Behind	Laptime
67		1:33.927	67		1:25.595	67		1:29.342	67		1:25.874	67		1:24.944
158	0.953	1:34.880	158	2.155	1:26.797	158	1.677	1:28.864	158	3.001	1:27.198	158	4.457	1:26.400
41	2.469	1:36.396	41	3.962	1:27.088	41	2.143	1:27.523	41	3.585	1:27.316	1	7.802	1:26.547
17	2.889	1:36.816	17	4.519	1:27.225	17	4.204	1:29.027	17	5.444	1:27.114	17	8.252	1:27.752
18	3.562	1:37.489	1	5.300	1:27.191	1	4.557	1:28.599	1	6.199	1:27.516	18	12.930	1:28.412
1	3.704	1:37.631	18	6.612	1:28.645	18	6.775	1:29.505	18	9.462	1:28.561	63	15.625	1:29.231
63	4.861	1:38.788	63	8.140	1:28.874	63	8.165	1:29.367	63	11.338	1:29.047	14	23.094	1:29.008
48	9.902	1:43.829	35	14.803	1:29.416	80	1 LAP	1:56.368	14	19.030	1:29.454	35	23.336	1:28.260
31	10.778	1:44.705	48	15.817	1:31.510	14	15.450	1:28.899	35	20.020	1:30.271	31	23.941	1:28.640
35	10.982	1:44.909	14	15.893	1:29.383	35	15.623	1:30.162	31	20.245	1:29.924	48	28.318	1:29.464
22	11.004	1:44.931	31	16.189	1:31.006	31	16.195	1:29.348	48	23.798	1:31.075	43	28.454	1:28.197
14	12.105	1:46.032	22	17.977	1:32.568	48	18.597	1:32.122	43	25.201	1:29.989	22	34.468	1:30.741
15	12.112	1:46.039	43	18.267	1:29.651	43	21.086	1:32.161	22	28.671	1:33.374	15	34.888	1:30.858
38	13.171	1:47.098	15	18.534	1:32.017	22	21.171	1:32.536	15	28.974	1:32.698	12	35.629	1:30.089
43	14.211	1:48.138	38	20.020	1:32.444	15	22.150	1:32.958	12	30.484	1:32.114	38	37.067	1:31.406
12	14.444	1:48.371	12	21.554	1:32.705	38	23.248	1:32.570	38	30.605	1:33.231	58	43.851	1:36.033
58	14.640	1:48.567	58	23.268	1:34.223	12	24.244	1:32.032	58	32.762	1:32.116	80	1 LAP	1:47.137
86	14.999	1:48.926	86	23.938	1:34.534	58	26.520	1:32.594	80	1 LAP	1:55.626	76	1:05.627	1:37.252
76	16.741	1:50.668	76	28.653	1:37.507	76	40.000	1:40.689	76	53.319	1:39.193			
32	17.784	1:51.711	32	32.832	1:40.643	5	59.581	1:48.024	57	1:17.470	1:42.366			
5	21.069	1:54.996	5	40.899	1:45.425	57	1:00.978	1:44.091	5	1:18.934	1:45.227			
24	23.850	1:57.777	57	46.229	1:45.889	85	1:05.578	1:44.863	85	1:23.383	1:43.679			
57	25.935	1:59.862	85	50.057	1:48.890									
85	26.762	2:00.689												
80	1:07.866	2:41.793												

MGCC TOTAL BUTLER Championship Race

LAP CHART - RACE 1

(contd.)

Lap 6			Lap 7			Lap 8			Lap 9			Lap 10		
No	Behind	Laptime	No	Behind	Laptime	No	Behind	Laptime	No	Behind	Laptime	No	Behind	Laptime
67		1:25.824	67		1:24.854	67		1:25.222	67		1:25.194	67		1:24.386
158	5.700	1:27.067	158	7.432	1:26.586	76	1 LAP	1:37.583	158	8.040	1:25.582	158	9.338	1:25.684
57	1 LAP	1:42.850	1	12.044	1:27.155	158	7.652	1:25.442	76	1 LAP	1:36.860	17	17.926	1:26.974
1	9.743	1:27.765	17	12.416	1:26.419	80	2 LAPS	1:42.975	17	15.338	1:25.921	1	18.893	1:26.947
17	10.851	1:28.423	18	17.390	1:27.276	1	14.405	1:27.583	1	16.332	1:27.121	18	23.604	1:26.713
5	1 LAP	1:45.475	63	22.834	1:29.197	17	14.611	1:27.417	18	21.277	1:26.841	76	1 LAP	1:38.392
18	14.968	1:27.862	35	28.150	1:27.830	18	19.630	1:27.462	80	2 LAPS	1:38.632	63	33.983	1:28.568
85	1 LAP	1:45.706	57	1 LAP	1:44.022	63	26.218	1:28.606	63	29.801	1:28.777	35	36.552	1:28.801
63	18.491	1:28.690	31	29.520	1:27.931	43	1 LAP	2:12.142P	35	32.137	1:26.883	31	36.782	1:27.120
35	25.174	1:27.662	14	31.620	1:29.308	35	30.448	1:27.520	31	34.048	1:27.001	14	38.532	1:26.395
31	26.443	1:28.326	5	1 LAP	1:44.155	31	32.241	1:27.943	14	36.523	1:27.424	80	2 LAPS	1:41.329
14	27.166	1:29.896	48	40.660	1:30.500	14	34.293	1:27.895	48	53.257	1:31.395	12	58.667	1:29.683
48	35.014	1:32.520	85	1 LAP	1:49.314	57	1 LAP	1:42.306	12	53.370	1:29.134	48	59.267	1:30.396
15	39.826	1:30.762	15	44.261	1:29.289	48	47.056	1:31.618	15	54.826	1:30.906	15	1:00.276	1:29.836
22	40.653	1:32.009	12	45.184	1:29.326	15	49.114	1:30.075	38	1:01.720	1:31.928	38	1:07.824	1:30.490
12	40.712	1:30.907	22	48.383	1:32.584	12	49.430	1:29.468	22	1:01.881	1:32.644	22	1:08.942	1:31.447
38	43.485	1:32.242	38	49.385	1:30.754	5	1 LAP	1:44.292	57	1 LAP	1:42.582	57	1 LAP	1:40.909
58	52.970	1:34.943	58	1:03.783	1:35.667	22	54.431	1:31.270	5	1 LAP	1:44.412			
43	1:05.264	2:02.634				38	54.986	1:30.823	58	1:22.599	1:33.294			
76	1:15.963	1:36.160				85	1 LAP	1:46.469	85	1 LAP	1:44.057			
80	1 LAP	1:41.340				58	1:14.499	1:35.938						

**MGCC TOTAL BUTLER Championship Race
LAP CHART - RACE 1**

(contd.)

Lap 11			Lap 12			Lap 13			Lap 14			Lap 15		
No	Behind	Laptime	No	Behind	Laptime	No	Behind	Laptime	No	Behind	Laptime	No	Behind	Laptime
67		1:25.918	67		1:25.534	67		1:24.920	67		1:26.157			
58	1 LAP	1:32.660	57	2 LAPS	1:40.492	158	11.766	1:26.689	38	1 LAP	1:32.155			
5	2 LAPS	1:44.117	158	9.997	1:26.348	58	1 LAP	1:32.454	22	1 LAP	1:33.223			
158	9.183	1:25.763	58	1 LAP	1:32.659	17	21.941	1:26.814	158	11.573	1:25.964			
17	18.538	1:26.530	17	20.047	1:27.043	1	23.561	1:26.784	17	22.040	1:26.256			
85	2 LAPS	1:46.697	1	21.697	1:26.976	57	2 LAPS	1:43.662	1	23.161	1:25.757			
1	20.255	1:27.280	5	2 LAPS	1:43.674	18	30.932	1:28.180	58	1 LAP	1:36.712			
18	25.344	1:27.658	18	27.672	1:27.862	5	2 LAPS	1:42.343	18	33.735	1:28.960			
63	36.385	1:28.320	85	2 LAPS	1:43.452	35	43.620	1:28.365	57	2 LAPS	1:39.318			
35	37.247	1:26.613	63	40.110	1:29.259	31	43.900	1:28.180	35	45.338	1:27.875			
31	38.666	1:27.802	35	40.175	1:28.462	63	44.468	1:29.278	31	45.520	1:27.777			
14	38.784	1:26.170	14	40.460	1:27.210	14	45.216	1:29.676	14	46.198	1:27.139			
76	1 LAP	1:37.764	31	40.640	1:27.508	85	2 LAPS	1:43.795	63	46.525	1:28.214			
80	2 LAPS	1:39.811	76	1 LAP	1:35.544	76	1 LAP	1:36.368	5	2 LAPS	1:43.498			
12	1:01.807	1:29.058	12	1:04.866	1:28.593	12	1:09.315	1:29.369	85	2 LAPS	1:41.326			
48	1:02.585	1:29.236	80	2 LAPS	1:37.100	48	1:10.248	1:29.341	12	1:12.045	1:28.887			
15	1:03.551	1:29.193	48	1:05.827	1:28.776	15	1:12.631	1:29.955	76	1 LAP	1:38.326			
38	1:15.775	1:33.869	15	1:07.596	1:29.579	80	2 LAPS	1:37.332	48	1:14.956	1:30.865			
22	1:17.230	1:34.206	38	1:22.224	1:31.983				15	1:16.385	1:29.911			
			22	1:23.344	1:31.648				80	2 LAPS	1:35.334			

**MGCC TOTAL BUTLER Championship Race
GRID - RACE 6 - AMENDED**

ROW 13	48	BOTELLE	
ROW 12	24	CALLENDER	34 HOLMES
ROW 11	86	DOWLER	32 KYSON
ROW 10	43	HUTCHINSON	41 WHEELER
ROW 9	85	CAMPBELL	80 BEASLEY
ROW 8	57	EALES	5 WREGHITT
ROW 7	58	BURROWS	76 RIGG
ROW 6	38	DARBY	22 BROWN
ROW 5	12	FENN	15 WALPOLE
ROW 4	14	COTTINGHAM	63 MOORCRAFT
ROW 3	35	MUSK	31 WHEELER
ROW 2	1	BROOKE	18 KIMBER
ROW 1	67	YOUNG	17 BERESFORD
POLE			

Car 158 Excluded from Meeting - Technical infringements

Weather / Track : Cloudy / Dry

These results are provisional until the conclusion of any judicial and technical matters.

Snetterton

Circuit Length = 1.9520 miles.

Start: 13:01 End: 13:21

Clerk of Course

Timekeeper:

Moss Europe TR Register/TSCC Championship

RACE CLASSIFICATION - RACE 2

POS	NO	CL	DRIVER	NAT	CAR	TIME	LAPS	GAP	MPH	BEST
1	71	F	Graham MILLER		Triumph TR7 V8	24:51.123	18		84.82	1:19.934
2	42	F	Hugh MAUND		Triumph TR7 V8	25:31.218	18	40.095	82.60	1:22.429
3	7	F	Martyn ADAMS		Triumph TR7	25:42.630	18	51.507	81.99	1:23.608
4	77	C	John THOMASON		Triumph Spitfire	25:04.277	17	1 LAP	79.41	1:26.097
5	41	D	Mark HUMPHRIES		Triumph TR4 V8	25:35.860	17	1 LAP	77.78	1:28.718
6	76	C	Kev HADFIELD		Triumph Herald	25:47.306	17	1 LAP	77.20	1:29.576
7	56	C	Clive GIMSON		Triumph TR6	25:58.726	17	1 LAP	76.64	1:30.297
8	17	D	Craig JEPSON		Triumph TR7	26:12.467	17	1 LAP	75.97	1:30.137
9	52	C	Dave THOMPSON		Triumph Spitfire	25:09.704	16	2 LAPS	74.47	1:32.177
10	20	A	John YARNELL		Triumph Spitfire	25:25.531	16	2 LAPS	73.70	1:32.535
11	62	A	Mark HADFIELD		Triumph Spitfire	25:30.644	16	2 LAPS	73.45	1:33.234
12	55	C	Steve ADAMS		Triumph Spitfire	25:42.408	16	2 LAPS	72.89	1:31.547
13	43	A	Michael DAVIS		Triumph Spitfire	25:15.279	14	4 LAPS	64.92	1:43.626

NOT CLASSIFIED

9	E	Simon KNOWLES		Triumph TR6	21:13.433	15	D.N.F.	82.77	1:23.044
2	H	Julian BELCHER		Triumph Vitesse	20:29.267	14	D.N.F.	80.03	1:25.142
88	E	Joe HENDERSON		Triumph TR6	17:55.375	13	D.N.F.	84.95	1:21.020
15	E	Steve CHAPMAN		Triumph TR4	19:32.554	13	D.N.F.	77.91	1:28.294
53	D	David WOZENCROFT		Triumph TR4	17:16.471	11	D.N.F.	74.57	1:29.371

FASTEST LAP

71	F	Graham MILLER		Triumph TR7 V8	1:19.934	11	87.91mph	141.48kph
88	E	Joe HENDERSON		Triumph TR6	1:21.020	11	86.73mph	139.58kph
2	H	Julian BELCHER		Triumph Vitesse	1:25.142	6	82.53mph	132.82kph
77	C	John THOMASON		Triumph Spitfire	1:26.097	6	81.62mph	131.35kph
41	D	Mark HUMPHRIES		Triumph TR4 V8	1:28.718	6	79.20mph	127.47kph
20	A	John YARNELL		Triumph Spitfire	1:32.535	14	75.94mph	122.21kph

Weather / Track : Cloudy / Dry

These results are provisional until the conclusion of any judicial and technical matters.

Snetterton
Circuit Length = 1.9520 miles.
Start: 13:34 End: 13:59

Clerk of Course	Timekeeper:
-----------------	-------------

Moss Europe TR Register/TSCC Championship LAP CHART - RACE 2

Lap 1			Lap 2			Lap 3			Lap 4			Lap 5		
No	Behind	Laptime	No	Behind	Laptime	No	Behind	Laptime	No	Behind	Laptime	No	Behind	Laptime
88		1:27.932	88		1:22.851	71		1:20.952	71		1:20.509	71		1:22.071
71	0.957	1:28.889	71	0.198	1:22.092	88	0.916	1:22.066	88	1.808	1:21.401	88	1.699	1:21.962
42	3.474	1:31.406	9	6.308	1:24.054	9	9.961	1:24.803	9	16.124	1:26.672	9	20.054	1:26.001
77	4.798	1:32.730	42	7.170	1:26.547	42	12.364	1:26.344	42	17.516	1:25.661	42	20.848	1:25.403
9	5.105	1:33.037	77	9.200	1:27.253	77	14.751	1:26.701	7	19.382	1:24.556	7	22.662	1:25.351
7	7.883	1:35.815	7	11.635	1:26.603	7	15.335	1:24.850	77	21.770	1:27.528	43	1 LAP	1:52.308
15	10.997	1:38.929	15	17.966	1:29.820	2	24.396	1:27.374	2	30.992	1:27.105	77	26.517	1:26.818
41	12.047	1:39.979	2	18.172	1:27.963	15	26.256	1:29.440	15	34.521	1:28.774	2	35.309	1:26.388
76	12.554	1:40.486	41	20.104	1:30.908	41	29.155	1:30.201	41	37.958	1:29.312	15	40.744	1:28.294
53	13.033	1:40.965	76	21.562	1:31.859	53	30.034	1:29.371	53	39.037	1:29.512	41	45.797	1:29.910
2	13.060	1:40.992	53	21.813	1:31.631	76	31.230	1:30.818	76	41.172	1:30.451	53	46.991	1:30.025
55	13.749	1:41.681	55	22.873	1:31.975	55	33.270	1:31.547	56	44.109	1:30.468	76	49.514	1:30.413
56	14.867	1:42.799	56	23.662	1:31.646	56	34.150	1:31.638	55	53.541	1:40.780	56	53.023	1:30.985
17	16.952	1:44.884	17	29.093	1:34.992	17	41.201	1:33.258	17	53.554	1:32.862	17	1:03.611	1:32.128
52	18.039	1:45.971	52	29.821	1:34.633	52	44.709	1:36.038	52	59.170	1:34.970	55	1:07.355	1:35.885
62	18.961	1:46.893	62	33.797	1:37.687	62	49.279	1:36.632	62	1:04.184	1:35.414	52	1:10.634	1:33.535
20	19.147	1:47.079	20	34.150	1:37.854	20	49.290	1:36.290	20	1:04.915	1:36.134	20	1:18.525	1:35.681
43	28.419	1:56.351	43	51.940	1:46.372	43	1:16.553	1:45.763				62	1:18.783	1:36.670

Moss Europe TR Register/TSCC Championship LAP CHART - RACE 2

(contd.)

Lap 6			Lap 7			Lap 8			Lap 9			Lap 10		
No	Behind	Laptime	No	Behind	Laptime	No	Behind	Laptime	No	Behind	Laptime	No	Behind	Laptime
71		1:22.025	71		1:22.087	88		1:22.102	88		1:21.684	71		1:20.675
88	1.188	1:21.514	52	1 LAP	1:33.491	71	2.290	1:24.980	71	0.830	1:20.224	76	1 LAP	1:29.705
9	22.739	1:24.710	88	0.588	1:21.487	55	1 LAP	1:33.306	17	1 LAP	1:30.137	88	0.597	1:22.102
42	23.916	1:25.093	62	1 LAP	1:34.961	52	1 LAP	1:32.993	43	2 LAPS	1:44.781	56	1 LAP	1:31.609
7	25.352	1:24.715	20	1 LAP	1:35.963	62	1 LAP	1:33.489	55	1 LAP	1:33.051	17	1 LAP	1:31.316
77	30.589	1:26.097	9	25.847	1:25.195	20	1 LAP	1:33.593	52	1 LAP	1:32.316	53	1 LAP	1:48.281
2	38.426	1:25.142	42	26.241	1:24.412	9	26.855	1:23.698	9	28.450	1:23.279	9	31.192	1:24.247
15	48.345	1:29.626	7	27.981	1:24.716	42	27.491	1:23.940	42	31.138	1:25.331	52	1 LAP	1:32.277
43	1 LAP	1:44.128	77	36.088	1:27.586	7	28.899	1:23.608	7	32.466	1:25.251	42	32.062	1:22.429
41	52.490	1:28.718	2	43.182	1:26.843	77	41.638	1:28.240	62	1 LAP	1:34.104	55	1 LAP	1:34.310
53	55.462	1:30.496	15	55.961	1:29.703	2	47.584	1:27.092	20	1 LAP	1:34.761	7	35.792	1:24.831
76	58.268	1:30.779	41	1:00.235	1:29.832	15	1:02.325	1:29.054	77	48.077	1:28.123	62	1 LAP	1:33.885
56	1:01.909	1:30.911	53	1:05.339	1:31.964	41	1:08.224	1:30.679	2	51.947	1:26.047	20	1 LAP	1:33.615
17	1:13.058	1:31.472	76	1:06.284	1:30.103	76	1:13.662	1:30.068	15	1:10.212	1:29.571	43	2 LAPS	1:56.653
55	1:19.654	1:34.324	56	1:10.687	1:30.865	53	1:15.158	1:32.509	41	1:16.434	1:29.894	77	53.850	1:27.278
			43	1 LAP	1:47.583	56	1:18.552	1:30.555				2	57.470	1:27.028
			17	1:21.327	1:30.356							15	1:17.886	1:29.179

Moss Europe TR Register/TSCC Championship LAP CHART - RACE 2

(contd.)

Lap 11			Lap 12			Lap 13			Lap 14			Lap 15		
No	Behind	Laptime	No	Behind	Laptime	No	Behind	Laptime	No	Behind	Laptime	No	Behind	Laptime
71		1:19.934	71		1:21.004	71		1:21.228	71		1:23.868	71		1:26.498
88	1.683	1:21.020	88	1.880	1:21.201	88	8.705	1:28.053	20	2 LAPS	1:33.401	62	2 LAPS	1:33.735
41	1 LAP	1:30.253	15	1 LAP	1:30.536	15	1 LAP	1:29.202	15	1 LAP	1:30.426	20	2 LAPS	1:32.820
76	1 LAP	1:29.576	43	3 LAPS	2:01.311	41	1 LAP	1:29.152	41	1 LAP	1:28.742	55	2 LAPS	1:37.489
56	1 LAP	1:31.068	41	1 LAP	1:30.036	76	1 LAP	1:30.045	76	1 LAP	1:29.897	41	1 LAP	1:29.367
17	1 LAP	1:30.414	76	1 LAP	1:29.712	43	3 LAPS	1:44.039	9	39.006	1:24.268	9	36.397	1:23.889
9	34.667	1:23.409	56	1 LAP	1:30.755	56	1 LAP	1:30.879	42	40.358	1:24.378	76	1 LAP	1:30.223
42	35.295	1:23.167	9	36.707	1:23.044	9	38.606	1:23.127	56	1 LAP	1:31.220	42	38.288	1:24.428
53	1 LAP	1:37.088	17	1 LAP	1:30.564	42	39.848	1:23.463	7	50.121	1:25.600	7	48.432	1:24.809
7	39.979	1:24.121	42	37.613	1:23.322	17	1 LAP	1:30.595	43	3 LAPS	1:43.798	56	1 LAP	1:31.065
52	1 LAP	1:32.177	7	44.518	1:25.543	7	48.389	1:25.099	17	1 LAP	1:31.497	17	1 LAP	1:31.537
55	1 LAP	1:32.584	53	1 LAP	1:34.629	52	1 LAP	1:33.321	77	1:17.957	1:27.477	43	3 LAPS	1:43.800
62	1 LAP	1:33.234	52	1 LAP	1:32.891	77	1:14.348	1:27.692	52	1 LAP	1:34.486	77	1:20.988	1:29.529
20	1 LAP	1:32.906	55	1 LAP	1:43.795	2	1:15.094	1:26.387	2	1:18.729	1:27.503			
77	1:01.381	1:27.465	77	1:07.884	1:27.507	55	1 LAP	1:34.981						
2	1:04.236	1:26.700	2	1:09.935	1:26.703	62	1 LAP	1:33.349						
			62	1 LAP	1:33.489									
			20	1 LAP	1:35.451									

Moss Europe TR Register/TSCC Championship LAP CHART - RACE 2

(contd.)

Lap 16			Lap 17			Lap 18			Lap 19			Lap 20		
No	Behind	Laptime	No	Behind	Laptime	No	Behind	Laptime	No	Behind	Laptime	No	Behind	Laptime
71		1:25.189	71		1:24.378	71		1:24.520						
52	2 LAPS	1:33.582	77	1 LAP	1:30.184	77	1 LAP	1:36.069						
62	2 LAPS	1:33.482	43	4 LAPS	1:44.766	52	2 LAPS	1:33.752						
20	2 LAPS	1:32.535	52	2 LAPS	1:33.271	43	4 LAPS	1:43.626						
55	2 LAPS	1:41.620	62	2 LAPS	1:33.884	20	2 LAPS	1:34.544						
41	1 LAP	1:29.684	20	2 LAPS	1:32.904	62	2 LAPS	1:39.736						
42	39.385	1:26.286	55	2 LAPS	1:35.649	42	40.095	1:25.029						
76	1 LAP	1:31.222	42	39.586	1:24.579	41	1 LAP	1:29.213						
7	48.580	1:25.337	41	1 LAP	1:29.980	55	2 LAPS	1:39.431						
56	1 LAP	1:31.126	76	1 LAP	1:30.390	7	51.507	1:25.913						
17	1 LAP	1:32.505	7	50.114	1:25.912	76	1 LAP	1:31.559						
			56	1 LAP	1:30.297	56	1 LAP	1:30.840						
			17	1 LAP	1:32.042	17	1 LAP	1:31.908						

MGCC Peter Best BCV8

RACE CLASSIFICATION - RACE 3 - AMENDED

POS	NO	CL	DRIVER	NAT	CAR	TIME	LAPS	GAP	MPH	BEST
1	98	D	Steve WILLIAMS		MGB Roadster V8	15:29.856	12		90.68	1:15.865
2	93	D	Tom STEWART		MGB GT	15:39.690	12	9.834	89.73	1:15.458
3	81	C	Adrian BEER		MGB GT V8	16:21.222	12	51.366	85.94	1:20.425
4	78	C	Joe PARRINGTON		MGB GT V8	16:21.918	12	52.062	85.87	1:20.450
5	74	C	Andrew YOUNG		MGC	16:35.073	12	1:05.217	84.74	1:21.106
6	95	D	Brian HALFORD		MGB GT V8	16:44.529	12	1:14.673	83.94	1:21.808
7	32	B	Rob HUFF		MGB Roadster	15:31.875	11	1 LAP	82.95	1:23.320
8	75	C	Martin HALL		MGB V8	15:37.127	11	1 LAP	82.48	1:22.967
9	70	B	Russell McCARTHY		MGB	15:37.882	11	1 LAP	82.41	1:23.549
10	73	C	Piers TOWNSEND		MGB	15:41.777	11	1 LAP	82.07	1:23.250
11	52	B	Spencer McCARTHY		MGB	15:43.157	11	1 LAP	81.95	1:23.231
12	58	B	Ian PRIOR		MGB GT	15:48.647	11	1 LAP	81.48	1:24.760
13	44	B	Peter SAMUELS		MGB	15:49.213	11	1 LAP	81.43	1:24.438
14	34	B	Brian CAKEBREAD		MGB	16:10.565	11	1 LAP	79.64	1:26.505
15	50	B	Chris FORREST		MGB GT	16:21.015	11	1 LAP	78.79	1:26.869
16	37	B	Barry HOLMES		MGB GT V8	16:29.790	11	1 LAP	78.09	1:27.059
17	62	B	Neil CAWTHORN		MGB Roadster	16:32.012	11	1 LAP	77.92	1:28.745
18	38	B	Neil ELVY		MGB Roadster	15:28.654	10	2 LAPS	75.67	1:31.290
19	3	A	Robin MUIR		MGB Roadster	16:09.653	10	2 LAPS	72.47	1:34.679
20	8	A	Ken DEAMER		MGB	16:12.043	10	2 LAPS	72.29	1:35.273
21	9	A	Steve OKINES		MGB GT	15:24.904	9	3 LAPS	68.38	1:39.701
22	5	A	Brian SMETHURST		MGB Roadster	16:17.394	9	3 LAPS	64.70	1:46.314
NOT CLASSIFIED										
80	C		Paul WHITE		MGB GT V8	15:42.473	11	D.N.F.	82.01	1:23.548
FASTEST LAP										
93	D		Tom STEWART		MGB GT	1:15.458	7	93.12mph		149.87kph
81	C		Adrian BEER		MGB GT V8	1:20.425	12	87.37mph		140.61kph
52	B		Spencer McCARTHY		MGB	1:23.231	4	84.43mph		135.87kph
3	A		Robin MUIR		MGB Roadster	1:34.679	10	74.22mph		119.44kph

Weather / Track : Cloudy / Dry

Snetterton
Circuit Length = 1.9520 miles.
Start: 14:12 End: 14:30

Clerk of Course:	Stewards:	Timekeeper:
------------------	-----------	-------------

**MGCC Peter Best BCV8
LAP CHART - RACE 3**

Lap 1			Lap 2			Lap 3			Lap 4			Lap 5		
No	Behind	Laptime	No	Behind	Laptime	No	Behind	Laptime	No	Behind	Laptime	No	Behind	Laptime
98		1:24.464	93		1:16.616	93		1:15.823	93		1:15.975	98		1:16.831
93	0.037	1:24.501	98	0.444	1:17.097	98	0.751	1:16.130	98	0.641	1:15.865	8	1 LAP	1:35.973
81	3.179	1:27.643	81	8.631	1:22.105	78	14.322	1:20.951	9	1 LAP	1:42.878	3	1 LAP	1:35.773
78	3.889	1:28.353	78	9.194	1:21.958	81	14.463	1:21.655	5	1 LAP	1:47.333	93	6.654	1:24.126
73	6.072	1:30.536	73	12.669	1:23.250	73	21.355	1:24.509	81	19.725	1:21.237	78	24.228	1:21.376
32	7.042	1:31.506	32	15.628	1:25.239	74	22.559	1:22.155	78	20.324	1:21.977	81	24.454	1:22.201
95	7.274	1:31.738	70	15.841	1:23.988	32	24.423	1:24.618	74	29.164	1:22.580	9	1 LAP	1:41.634
70	8.506	1:32.970	74	16.227	1:22.917	70	24.542	1:24.524	73	30.509	1:25.129	74	33.145	1:21.453
75	9.186	1:33.650	95	16.719	1:26.098	95	24.690	1:23.794	95	32.108	1:23.393	73	37.492	1:24.455
74	9.963	1:34.427	75	17.614	1:25.081	75	25.545	1:23.754	32	33.030	1:24.582	95	38.129	1:23.493
58	10.193	1:34.657	58	18.489	1:24.949	58	27.426	1:24.760	70	33.267	1:24.700	32	38.878	1:23.320
52	11.102	1:35.566	52	20.300	1:25.851	52	28.221	1:23.744	75	33.536	1:23.966	70	39.344	1:23.549
80	11.373	1:35.837	80	21.069	1:26.349	80	29.266	1:24.020	52	35.477	1:23.231	75	40.935	1:24.871
44	11.792	1:36.256	44	21.334	1:26.195	44	29.949	1:24.438	58	36.607	1:25.156	52	41.807	1:23.802
37	12.978	1:37.442	37	23.384	1:27.059	37	34.627	1:27.066	80	37.449	1:24.158	80	43.607	1:23.630
50	14.600	1:39.064	50	25.388	1:27.441	50	36.702	1:27.137	44	38.749	1:24.775	58	44.584	1:25.449
62	14.873	1:39.337	62	26.965	1:28.745	34	38.486	1:27.202	37	46.986	1:28.334	44	46.523	1:25.246
34	15.452	1:39.916	34	27.107	1:28.308	62	40.139	1:28.997	50	47.753	1:27.026	5	1 LAP	1:48.107
38	17.141	1:41.605	38	31.785	1:31.297	38	47.378	1:31.416	34	49.447	1:26.936	50	58.082	1:27.801
8	22.057	1:46.521	8	42.089	1:36.685	8	1:02.161	1:35.895	62	53.009	1:28.845	34	58.841	1:26.866
3	22.988	1:47.452	3	42.727	1:36.392	3	1:02.810	1:35.906	38	1:02.693	1:31.290	37	59.286	1:29.772
9	28.952	1:53.416	9	54.900	1:42.601							62	1:04.508	1:28.971
5	32.673	1:57.137	5	1:04.151	1:48.131									

**MGCC Peter Best BCV8
LAP CHART - RACE 3**

(contd.)

Lap 6			Lap 7			Lap 8			Lap 9			Lap 10		
No	Behind	Laptime	No	Behind	Laptime	No	Behind	Laptime	No	Behind	Laptime	No	Behind	Laptime
98		1:15.900	98		1:17.065	98		1:17.057	98		1:16.104	98		1:19.370
38	1 LAP	1:32.291	50	1 LAP	1:35.595	34	1 LAP	1:27.087	93	12.549	1:16.886	58	1 LAP	1:26.331
93	6.528	1:15.774	62	1 LAP	1:30.279	9	2 LAPS	1:41.022	34	1 LAP	1:26.726	44	1 LAP	1:26.741
8	1 LAP	1:35.273	93	4.921	1:15.458	37	1 LAP	1:28.132	37	1 LAP	1:28.102	8	2 LAPS	1:37.696
3	1 LAP	1:35.972	5	2 LAPS	1:48.700	50	1 LAP	1:26.972	50	1 LAP	1:27.269	3	2 LAPS	1:36.926
78	28.778	1:20.450	38	1 LAP	1:31.528	93	11.767	1:23.903	62	1 LAP	1:28.916	93	9.347	1:16.168
81	29.003	1:20.449	78	32.978	1:21.265	62	1 LAP	1:30.748	9	2 LAPS	1:41.298	34	1 LAP	1:26.760
74	39.302	1:22.057	81	32.997	1:21.059	38	1 LAP	1:32.445	81	42.041	1:21.248	50	1 LAP	1:28.364
95	45.712	1:23.483	8	1 LAP	1:35.661	5	2 LAPS	1:47.563	78	43.205	1:20.553	37	1 LAP	1:39.760
32	46.559	1:23.581	3	1 LAP	1:35.101	81	36.897	1:20.957	38	1 LAP	1:32.599	62	1 LAP	1:29.261
73	48.223	1:26.631	74	43.343	1:21.106	78	38.756	1:22.835	74	53.098	1:21.433	81	43.527	1:20.856
70	48.853	1:25.409	95	50.752	1:22.105	74	47.769	1:21.483	95	1:02.440	1:22.046	78	44.896	1:21.061
75	49.682	1:24.647	32	52.961	1:23.467	95	56.498	1:22.803	5	2 LAPS	1:46.968	9	2 LAPS	1:39.701
52	50.592	1:24.685	73	56.960	1:25.802	32	59.872	1:23.968	32	1:07.633	1:23.865	74	55.252	1:21.524
80	51.729	1:24.022	70	57.132	1:25.344	8	1 LAP	1:35.775	70	1:13.264	1:24.794	38	1 LAP	1:32.456
58	54.650	1:25.966	52	57.647	1:24.120	3	1 LAP	1:36.699	75	1:14.187	1:23.086	95	1:04.996	1:21.926
44	55.195	1:24.572	75	57.687	1:25.070	70	1:04.574	1:24.499	73	1:14.303	1:24.373	32	1:11.690	1:23.427
9	1 LAP	1:42.525	80	58.212	1:23.548	73	1:06.034	1:26.131	80	1:15.370	1:24.536			
34	1:09.446	1:26.505	58	1:02.866	1:25.281	52	1:06.571	1:25.981	52	1:15.769	1:25.302			
37	1:10.557	1:27.171	44	1:03.220	1:25.090	80	1:06.938	1:25.783						
						75	1:07.205	1:26.575						
						58	1:11.240	1:25.431						
						44	1:11.618	1:25.455						

**MGCC Peter Best BCV8
LAP CHART - RACE 3**

(contd.)

Lap 11			Lap 12			Lap 13			Lap 14			Lap 15		
No	Behind	Laptime	No	Behind	Laptime	No	Behind	Laptime	No	Behind	Laptime	No	Behind	Laptime
98		1:17.153	98		1:16.820									
75	1 LAP	1:22.967	32	1 LAP	1:24.302									
70	1 LAP	1:24.027	75	1 LAP	1:23.460									
73	1 LAP	1:25.452	70	1 LAP	1:24.078									
52	1 LAP	1:24.710	93	9.834	1:17.279									
80	1 LAP	1:25.750	73	1 LAP	1:25.509									
93	9.375	1:17.181	80	1 LAP	1:24.840									
58	1 LAP	1:25.551	52	1 LAP	1:26.165									
44	1 LAP	1:25.107	58	1 LAP	1:25.116									
5	3 LAPS	1:47.141	44	1 LAP	1:25.338									
3	2 LAPS	1:34.753	3	2 LAPS	1:34.679									
8	2 LAPS	1:35.541	34	1 LAP	1:27.668									
34	1 LAP	1:26.591	8	2 LAPS	1:37.023									
50	1 LAP	1:27.477	5	3 LAPS	1:46.314									
81	47.761	1:21.387	50	1 LAP	1:26.869									
37	1 LAP	1:28.340	81	51.366	1:20.425									
78	48.207	1:20.464	78	52.062	1:20.675									
62	1 LAP	1:29.099	37	1 LAP	1:28.612									
74	59.859	1:21.760	62	1 LAP	1:28.814									
95	1:09.651	1:21.808	74	1:05.217	1:22.178									
9	2 LAPS	1:39.829	95	1:14.673	1:21.842									
38	1 LAP	1:31.727												

MGCC MG X Power TF-ZR Trophy

RACE CLASSIFICATION - RACE 4

POS	NO	CL	DRIVER	NAT	CAR	TIME	LAPS	GAP	MPH	BEST
1	1	A	Mark ROBERTS		MG TF	31:05.561	23		86.63	1:20.070
2	91	B	Peter FELIX		MG ZR	31:07.892	23	2.331	86.52	1:20.379
3	97	B	Fergus CAMPBELL		MG ZR	31:17.611	23	12.050	86.08	1:20.862
4	94	B	Paul WALLACE		MG ZR	31:17.812	23	12.251	86.07	1:20.272
5	95	B	Dean CLEMENTS		MG ZR	31:17.999	23	12.438	86.06	1:20.844
6	70	B	Colin WILLMOTT		MG ZR	31:25.890	23	20.329	85.70	1:20.269
7	99	B	Barry BENHAM		MG ZR	31:28.985	23	23.424	85.56	1:20.378
8	77	B	Malcolm GAMMONS		MG ZR	31:29.406	23	23.845	85.54	1:20.351
9	5	A	Elliot MASON		MG TF	31:58.341	23	52.780	84.25	1:21.694
10	85	B	Sean PETERS		MG ZR	32:00.884	23	55.323	84.14	1:22.696
11	76	B	Benjamin JACQUES		MG ZR	32:07.079	23	1:01.518	83.87	1:22.235
12	21	A	Paul PHIPPS		MG TF	32:27.131	23	1:21.570	83.00	1:23.385
13	17	A	Mark TAYLOR		MG TF	33:25.158	23	2:19.597	80.60	1:23.158
14	22	A	Matthew HENNINGS		MG TF	31:07.315	22	1 LAP	82.79	1:22.947
15	83	B	David COULTARD		MG ZR	31:10.279	22	1 LAP	82.66	1:23.365
16	20	A	Robert DAY		MG TF	31:15.682	22	1 LAP	82.42	1:22.852

NOT CLASSIFIED

12	A	David PIERCE		MG TF	7:24.467	5	D.N.F.	79.05	1:25.495
----	---	--------------	--	-------	----------	---	--------	-------	----------

FASTEST LAP

1	A	Mark ROBERTS		MG TF	1:20.070	20	87.76mph	141.24kph
70	B	Colin WILLMOTT		MG ZR	1:20.269	9	87.54mph	140.89kph

Weather / Track : Cloudy / Dry

These results are provisional until the conclusion of any judicial and technical matters.

Snetterton
Circuit Length = 1.9520 miles.
Start: 14:46 End: 15:17

Clerk of Course	Timekeeper:
-----------------	-------------

MGCC MG X Power TF-ZR Trophy

LAP CHART - RACE 4

Lap 1			Lap 2			Lap 3			Lap 4			Lap 5		
No	Behind	Laptime	No	Behind	Laptime	No	Behind	Laptime	No	Behind	Laptime	No	Behind	Laptime
91		1:24.193	91		1:21.988	91		1:21.528	91		1:21.244	91		1:21.338
77	0.178	1:24.371	77	0.157	1:21.967	77	0.307	1:21.678	77	0.252	1:21.189	77	0.184	1:21.270
97	0.705	1:24.898	97	0.542	1:21.825	97	0.596	1:21.582	1	0.750	1:21.009	1	0.406	1:20.994
1	1.475	1:25.668	1	1.395	1:21.908	1	0.985	1:21.118	95	1.671	1:20.937	97	2.062	1:21.697
95	2.432	1:26.625	95	2.349	1:21.905	95	1.978	1:21.157	97	1.703	1:22.351	95	2.418	1:22.085
99	2.689	1:26.882	94	3.364	1:21.773	94	2.718	1:20.882	99	2.371	1:20.528	99	2.765	1:21.732
94	3.579	1:27.772	99	3.902	1:23.201	99	3.087	1:20.713	94	2.860	1:21.386	94	3.176	1:21.654
5	3.840	1:28.033	5	4.272	1:22.420	5	4.438	1:21.694	5	5.555	1:22.361	5	6.717	1:22.500
85	5.320	1:29.513	85	7.935	1:24.603	85	11.242	1:24.835	85	13.787	1:23.789	85	15.612	1:23.163
83	7.814	1:32.007	83	11.220	1:25.394	83	14.734	1:25.042	83	17.796	1:24.306	70	19.935	1:21.412
22	8.214	1:32.407	22	11.597	1:25.371	22	15.234	1:25.165	21	18.917	1:24.621	83	21.258	1:24.800
12	9.149	1:33.342	21	11.861	1:24.397	21	15.540	1:25.207	20	19.774	1:25.042	21	21.736	1:24.157
21	9.452	1:33.645	12	13.204	1:26.043	20	15.976	1:24.029	70	19.861	1:23.460	20	22.898	1:24.462
20	10.091	1:34.284	20	13.475	1:25.372	12	17.171	1:25.495	22	20.572	1:26.582	76	23.151	1:23.277
17	10.290	1:34.483	76	14.520	1:25.404	76	17.505	1:24.513	76	21.212	1:24.951	22	24.224	1:24.990
76	11.104	1:35.297	17	14.651	1:26.349	70	17.645	1:22.622	17	22.267	1:24.958	17	24.481	1:23.552
70	15.694	1:39.887	70	16.551	1:22.845	17	18.553	1:25.430	12	23.224	1:27.297	12	34.176	1:32.290

**MGCC MG X Power TF-ZR Trophy
LAP CHART - RACE 4**

(contd.)

Lap 6			Lap 7			Lap 8			Lap 9			Lap 10		
No	Behind	Laptime	No	Behind	Laptime	No	Behind	Laptime	No	Behind	Laptime	No	Behind	Laptime
91		1:21.139	91		1:21.299	1		1:20.992	1		1:21.338	1		1:20.668
1	0.755	1:21.488	1	0.303	1:20.847	91	0.404	1:21.699	91	0.344	1:21.278	91	0.593	1:20.917
77	1.178	1:22.133	77	1.302	1:21.423	77	0.794	1:20.787	77	0.590	1:21.134	97	2.299	1:21.447
97	1.785	1:20.862	99	1.923	1:20.895	99	1.215	1:20.587	99	1.038	1:21.161	95	2.743	1:21.595
99	2.327	1:20.701	97	2.244	1:21.758	97	1.826	1:20.877	97	1.520	1:21.032	94	2.870	1:21.505
95	2.637	1:21.358	95	2.504	1:21.166	95	2.142	1:20.933	95	1.816	1:21.012	77	5.588	1:25.666
94	3.063	1:21.026	94	2.813	1:21.049	94	2.385	1:20.867	94	2.033	1:20.986	99	6.112	1:25.742
5	8.159	1:22.581	5	9.719	1:22.859	5	11.098	1:22.674	5	12.315	1:22.555	5	14.306	1:22.659
85	17.814	1:23.341	70	19.456	1:21.154	70	19.270	1:21.109	70	18.201	1:20.269	70	18.508	1:20.975
70	19.601	1:20.805	85	19.903	1:23.388	85	21.893	1:23.285	85	23.260	1:22.705	85	25.288	1:22.696
83	24.596	1:24.477	83	27.073	1:23.776	76	29.690	1:23.068	76	31.915	1:23.563	76	35.015	1:23.768
21	24.876	1:24.279	76	27.917	1:23.538	83	30.142	1:24.364	21	33.127	1:23.923	21	36.366	1:23.907
76	25.678	1:23.666	21	28.197	1:24.620	21	30.542	1:23.640	20	34.996	1:23.715	20	38.344	1:24.016
20	26.653	1:24.894	20	29.501	1:24.147	17	31.424	1:23.158	17	35.107	1:25.021	17	38.792	1:24.353
17	26.763	1:23.421	17	29.561	1:24.097	20	32.619	1:24.413	83	35.332	1:26.528	83	39.701	1:25.037
22	28.454	1:25.369	22	31.848	1:24.693	22	35.394	1:24.841	22	37.963	1:23.907	22	40.830	1:23.535

**MGCC MG X Power TF-ZR Trophy
LAP CHART - RACE 4**

(contd.)

Lap 11			Lap 12			Lap 13			Lap 14			Lap 15		
No	Behind	Laptime	No	Behind	Laptime	No	Behind	Laptime	No	Behind	Laptime	No	Behind	Laptime
1		1:21.112	1		1:20.551	1		1:20.804	1		1:20.984	1		1:20.695
91	0.562	1:21.081	91	0.774	1:20.763	91	0.817	1:20.847	91	0.703	1:20.870	91	0.761	1:20.753
97	2.769	1:21.582	97	3.459	1:21.241	97	4.293	1:21.638	97	4.240	1:20.931	97	4.942	1:21.397
95	3.071	1:21.440	95	3.732	1:21.212	95	6.209	1:23.281	95	6.543	1:21.318	95	6.692	1:20.844
94	3.283	1:21.525	94	3.906	1:21.174	94	7.570	1:24.468	94	7.469	1:20.883	94	7.397	1:20.623
77	5.327	1:20.851	99	6.531	1:20.912	99	8.264	1:22.537	99	7.658	1:20.378	99	11.836	1:24.873
99	6.170	1:21.170	77	6.530	1:21.754	77	8.498	1:22.772	77	7.976	1:20.462	70	18.662	1:20.870
5	16.217	1:23.023	70	18.128	1:20.799	70	18.151	1:20.827	70	18.487	1:21.320	77	22.691	1:35.410
70	17.880	1:20.484	5	19.201	1:23.535	5	22.123	1:23.726	5	25.005	1:23.866	5	28.506	1:24.196
85	27.219	1:23.043	85	29.659	1:22.991	85	31.929	1:23.074	85	33.814	1:22.869	85	36.043	1:22.924
76	37.144	1:23.241	76	40.070	1:23.477	76	42.289	1:23.023	76	44.248	1:22.943	76	46.094	1:22.541
21	38.639	1:23.385	21	42.139	1:24.051	21	45.572	1:24.237	21	48.228	1:23.640	21	51.598	1:24.065
20	40.918	1:23.686	17	45.270	1:24.782	20	49.342	1:24.516	17	52.395	1:23.435	20	57.301	1:25.552
17	41.039	1:23.359	20	45.630	1:25.263	17	49.944	1:25.478	20	52.444	1:24.086	17	57.479	1:25.779
83	41.954	1:23.365	83	46.094	1:24.691	22	50.038	1:24.124	22	53.217	1:24.163	22	58.100	1:25.578
22	42.936	1:23.218	22	46.718	1:24.333	83	50.614	1:25.324	83	53.548	1:23.918	83	58.230	1:25.377

MGCC MG X Power TF-ZR Trophy

LAP CHART - RACE 4

(contd.)

Lap 16			Lap 17			Lap 18			Lap 19			Lap 20		
No	Behind	Laptime	No	Behind	Laptime	No	Behind	Laptime	No	Behind	Laptime	No	Behind	Laptime
1		1:20.538	1		1:20.686	1		1:20.886	1		1:20.671	1		1:20.070
91	0.784	1:20.561	91	1.078	1:20.980	91	0.710	1:20.518	91	0.521	1:20.482	91	0.862	1:20.411
97	5.482	1:21.078	97	6.018	1:21.222	97	6.442	1:21.310	94	7.897	1:20.272	97	10.123	1:22.297
95	7.753	1:21.599	94	8.476	1:21.041	94	8.296	1:20.706	97	7.896	1:22.125	94	10.513	1:22.686
94	8.121	1:21.262	95	8.971	1:21.904	95	9.238	1:21.153	95	9.482	1:20.915	95	10.825	1:21.413
99	13.921	1:22.623	99	15.514	1:22.279	99	17.014	1:22.386	99	18.447	1:22.104	99	19.952	1:21.575
70	19.595	1:21.471	70	19.581	1:20.672	70	19.965	1:21.270	70	19.754	1:20.460	70	20.186	1:20.502
77	23.305	1:21.152	77	22.970	1:20.351	77	22.922	1:20.838	77	23.280	1:21.029	77	24.026	1:20.816
5	31.792	1:23.824	5	34.867	1:23.761	5	37.533	1:23.552	5	39.830	1:22.968	5	42.850	1:23.090
85	39.061	1:23.556	85	41.596	1:23.221	85	43.591	1:22.881	85	45.695	1:22.775	85	48.505	1:22.880
76	48.218	1:22.662	76	50.306	1:22.774	76	52.045	1:22.625	76	54.234	1:22.860	76	56.782	1:22.618
21	55.305	1:24.245	21	58.881	1:24.262	21	1:02.127	1:24.132	21	1:05.569	1:24.113	21	1:10.597	1:25.098
20	1:00.996	1:24.233	20	1:03.898	1:23.588	17	1:06.594	1:23.479	17	1:09.289	1:23.366	17	1:13.331	1:24.112
17	1:01.376	1:24.435	17	1:04.001	1:23.311	20	1:07.778	1:24.766	20	1:09.959	1:22.852	20	1:13.958	1:24.069
83	1:01.986	1:24.294	83	1:04.867	1:23.567	83	1:08.158	1:24.177	22	1:11.011	1:22.947	22	1:14.504	1:23.563
22	1:02.667	1:25.105	22	1:05.538	1:23.557	22	1:08.735	1:24.083	83	1:11.490	1:24.003	83	1:15.378	1:23.958

MGCC MG X Power TF-ZR Trophy

LAP CHART - RACE 4

(contd.)

Lap 21			Lap 22			Lap 23			Lap 24			Lap 25		
No	Behind	Laptime	No	Behind	Laptime	No	Behind	Laptime	No	Behind	Laptime	No	Behind	Laptime
1		1:20.507	1		1:20.333	1		1:21.694						
91	0.734	1:20.379	91	0.970	1:20.569	22	1 LAP	1:25.285						
97	10.981	1:21.365	97	11.769	1:21.121	91	2.331	1:23.055						
94	11.111	1:21.105	94	11.882	1:21.104	83	1 LAP	1:28.343						
95	11.540	1:21.222	95	12.238	1:21.031	20	1 LAP	1:34.286						
70	21.009	1:21.330	70	21.335	1:20.659	97	12.050	1:21.975						
99	21.625	1:22.180	99	23.357	1:22.065	94	12.251	1:22.063						
77	24.346	1:20.827	77	24.624	1:20.611	95	12.438	1:21.894						
5	45.801	1:23.458	5	49.551	1:24.083	70	20.329	1:20.688						
85	50.796	1:22.798	85	54.121	1:23.658	99	23.424	1:21.761						
76	58.729	1:22.454	76	1:00.631	1:22.235	77	23.845	1:20.915						
21	1:14.676	1:24.586	21	1:18.385	1:24.042	5	52.780	1:24.923						
17	1:17.421	1:24.597	17	1:21.066	1:23.978	85	55.323	1:22.896						
20	1:17.862	1:24.411				76	1:01.518	1:22.581						
83	1:18.402	1:23.531				21	1:21.570	1:24.879						
22	1:18.496	1:24.499				17	2:19.597	2:20.225P						

MGCC Collonade Residential Thoroughbred Sports Car Championship

RACE CLASSIFICATION - RACE 5

POS	NO	CL	DRIVER	NAT	CAR	TIME	LAPS	GAP	MPH	BEST
1	92	D	Roy McCARTHY		MGB GT V8	29:58.192	22		85.97	1:19.793
2	81	D	Chris BEIGHTON		Sunbeam Tiger	30:31.543	22	33.351	84.40	1:20.130
3	36	B	Colin JONES		MGA	30:09.262	21	1 LAP	81.56	1:24.532
4	60	C	Nick McCAFFREY		Jaguar E Type	30:25.513	21	1 LAP	80.83	1:24.573
5	5	C	Andy EARL		Jaguar E Type	30:32.666	21	1 LAP	80.52	1:24.983
6	150	B	Chris FORREST		MGB GT	30:34.451	21	1 LAP	80.44	1:25.459
7	33	B	Max CAWTHORN		MGB Roadster	31:07.973	21	1 LAP	79.00	1:25.344
8	14	C	Paul MADDEN		Triumph TR4	30:32.206	20	2 LAPS	76.70	1:29.335
9	66	B	Peter BARNARD		MG Midget	30:37.605	20	2 LAPS	76.48	1:29.469

NOT CLASSIFIED

78	C	Dave McDONALD		Triumph TR6	28:44.703	20	D.N.F.	81.48	1:24.058
47	D	Roger CONNEL		TVR Griffith	25:51.517	18	D.N.F.	81.52	1:24.030
53	B	Kevin SWANN		MGB	20:00.555	11	D.N.F.	64.38	1:33.565
87	A	Maurice WHELAN		MGB	12:56.046	8	D.N.F.	72.44	1:34.238
90	C	Simon KNOWLES		Triumph TR6		0	D.N.F.	N/A	
99	D	Simon JAMES		Sunbeam Tiger		0	D.N.F.	N/A	

FASTEST LAP

92	D	Roy McCARTHY		MGB GT V8	1:19.793	8	88.06mph	141.73kph
78	C	Dave McDONALD		Triumph TR6	1:24.058	19	83.59mph	134.54kph
36	B	Colin JONES		MGA	1:24.532	10	83.13mph	133.78kph
87	A	Maurice WHELAN		MGB	1:34.238	4	74.56mph	120.00kph

Weather / Track : Cloudy / Dry

These results are provisional until the conclusion of any judicial and technical matters.

Snetterton
Circuit Length = 1.9520 miles.
Start: 15:37 End: 16:07

Clerk of Course	Timekeeper:
-----------------	-------------

MGCC Collonade Residential Thoroughbred Sports Car Championship

LAP CHART - RACE 5

Lap 1			Lap 2			Lap 3			Lap 4			Lap 5		
No	Behind	Laptime	No	Behind	Laptime	No	Behind	Laptime	No	Behind	Laptime	No	Behind	Laptime
47		1:30.261	92		1:22.322	81		1:22.138	81		1:22.171	81		1:21.943
92	0.197	1:30.458	81	2.820	1:24.022	92	0.192	1:25.150	92	0.308	1:22.287	92	0.108	1:21.743
81	1.317	1:31.578	47	3.410	1:25.929	47	3.185	1:24.733	47	5.824	1:24.810	47	8.744	1:24.863
78	4.199	1:34.460	150	8.155	1:26.305	60	10.302	1:26.175	60	14.350	1:26.219	60	18.772	1:26.365
150	4.369	1:34.630	60	9.085	1:26.152	150	11.259	1:28.062	150	15.407	1:26.319	36	19.740	1:25.224
60	5.452	1:35.713	5	10.378	1:27.265	5	11.839	1:26.419	36	16.459	1:25.983	150	19.868	1:26.404
5	5.632	1:35.893	36	11.380	1:27.258	36	12.647	1:26.225	5	17.746	1:28.078	33	23.309	1:26.345
36	6.641	1:36.902	33	12.629	1:27.740	33	13.569	1:25.898	33	18.907	1:27.509	5	27.554	1:31.751
33	7.408	1:37.669	14	24.049	1:33.906	78	24.782	1:25.509	78	28.417	1:25.806	78	31.186	1:24.712
14	12.662	1:42.923	78	24.231	1:42.551	66	32.306	1:33.035	66	42.277	1:32.142	66	52.850	1:32.516
66	12.715	1:42.976	66	24.229	1:34.033	14	36.601	1:37.510	14	45.904	1:31.474	14	55.853	1:31.892
87	16.074	1:46.335	87	31.568	1:38.013	87	42.715	1:36.105	87	54.782	1:34.238	53	1:06.994	1:33.565
53	17.384	1:47.645	53	32.222	1:37.357	53	43.288	1:36.024	53	55.372	1:34.255	87	1:08.479	1:35.640

MGCC Collonade Residential Thoroughbred Sports Car Championship

LAP CHART - RACE 5

(contd.)

Lap 6			Lap 7			Lap 8			Lap 9			Lap 10		
No	Behind	Laptime	No	Behind	Laptime	No	Behind	Laptime	No	Behind	Laptime	No	Behind	Laptime
92		1:20.531	92		1:19.984	92		1:19.793	92		1:19.803	92		1:20.960
81	1.555	1:22.194	53	1 LAP	1:34.035	81	3.532	1:20.923	81	5.652	1:21.923	81	5.577	1:20.885
47	13.043	1:24.938	81	2.402	1:20.831	53	1 LAP	1:34.940	14	1 LAP	1:29.460	14	1 LAP	1:30.254
36	24.293	1:25.192	87	1 LAP	1:34.681	87	1 LAP	1:34.701	66	1 LAP	1:31.276	66	1 LAP	1:29.572
60	24.659	1:26.526	47	18.537	1:25.478	47	23.649	1:24.905	47	28.997	1:25.151	47	32.067	1:24.030
150	25.756	1:26.527	36	29.229	1:24.920	36	34.005	1:24.569	53	1 LAP	1:34.314	36	42.438	1:24.532
33	28.014	1:25.344	60	30.603	1:25.928	60	35.916	1:25.106	87	1 LAP	1:36.333	53	1 LAP	1:35.837
5	32.145	1:25.230	150	31.442	1:25.670	150	37.108	1:25.459	36	38.866	1:24.664	60	48.518	1:27.142
78	35.805	1:25.258	33	34.369	1:26.339	5	43.023	1:25.628	60	42.336	1:26.223	150	54.103	1:26.926
66	1:04.176	1:31.965	5	37.188	1:25.027	78	45.178	1:24.795	150	48.137	1:30.832	78	54.718	1:24.632
14	1:06.685	1:31.471	78	40.176	1:24.355	33	50.573	1:35.997	78	51.046	1:25.671	5	1:02.356	1:26.481
			14	1:16.529	1:29.828				5	56.835	1:33.615	33	1:06.837	1:29.848
			66	1:16.738	1:32.546				33	57.949	1:27.179			

MGCC Collonade Residential Thoroughbred Sports Car Championship

LAP CHART - RACE 5

(contd.)

Lap 11			Lap 12			Lap 13			Lap 14			Lap 15		
No	Behind	Laptime	No	Behind	Laptime	No	Behind	Laptime	No	Behind	Laptime	No	Behind	Laptime
92		1:20.222	92		1:20.683	92		1:21.315	92		1:23.048	92		1:21.889
81	5.635	1:20.280	81	5.826	1:20.874	33	1 LAP	1:27.748	33	1 LAP	1:29.134	81	9.253	1:22.661
14	1 LAP	1:32.311	66	1 LAP	1:30.924	81	7.873	1:23.362	81	8.481	1:23.656	33	1 LAP	1:29.024
66	1 LAP	1:31.645	14	1 LAP	1:32.260	14	1 LAP	1:29.341	53	3 LAPS	3:57.534P	14	1 LAP	1:29.549
47	37.166	1:25.321	47	41.363	1:24.880	66	1 LAP	1:31.173	14	1 LAP	1:30.270	66	1 LAP	1:29.608
36	47.591	1:25.375	36	52.702	1:25.794	47	54.064	1:34.016	66	1 LAP	1:29.847	47	1:05.002	1:25.779
60	55.047	1:26.751	60	1:01.216	1:26.852	36	57.183	1:25.796	36	1:01.017	1:26.882	36	1:06.323	1:27.195
53	1 LAP	1:35.049	78	1:03.580	1:24.408	60	1:05.335	1:25.434	47	1:01.112	1:30.096	78	1:11.081	1:24.954
78	59.855	1:25.359	150	1:06.245	1:25.861	78	1:06.533	1:24.268	78	1:08.016	1:24.531	60	1:11.367	1:25.104
150	1:01.067	1:27.186	5	1:14.173	1:26.528	150	1:11.154	1:26.224	60	1:08.152	1:25.865	150	1:19.374	1:26.552
5	1:08.328	1:26.194				5	1:17.841	1:24.983	150	1:14.711	1:26.605			
33	1:15.120	1:28.505							5	1:20.760	1:25.967			

Weather / Track : Cloudy / Dry

MGCC Collonade Residential Thoroughbred Sports Car Championship

LAP CHART - RACE 5

(contd.)

Lap 16			Lap 17			Lap 18			Lap 19			Lap 20		
No	Behind	Laptime	No	Behind	Laptime	No	Behind	Laptime	No	Behind	Laptime	No	Behind	Laptime
92		1:20.986	92		1:21.159	92		1:20.640	92		1:20.612	92		1:21.379
5	1 LAP	1:26.332	150	1 LAP	1:26.256	66	2 LAPS	1:30.484	78	1 LAP	1:24.608	36	1 LAP	1:25.716
81	8.397	1:20.130	81	9.445	1:22.207	150	1 LAP	1:26.116	60	1 LAP	1:25.956	78	1 LAP	1:24.058
33	1 LAP	1:27.918	5	1 LAP	1:27.996	81	13.246	1:24.441	14	2 LAPS	1:29.335	14	2 LAPS	1:30.279
47	1:08.840	1:24.824	33	1 LAP	1:29.230	5	1 LAP	1:26.335	66	2 LAPS	1:29.469	66	2 LAPS	1:30.367
14	1 LAP	1:29.763	47	1:12.639	1:24.958	33	1 LAP	1:28.444	150	1 LAP	1:26.587	60	1 LAP	1:36.693
36	1:11.156	1:25.819	36	1:15.149	1:25.152	47	1:18.544	1:26.545	81	19.301	1:26.667	150	1 LAP	1:26.807
66	1 LAP	1:30.483	78	1:19.470	1:24.920	36	1:19.823	1:25.314	5	1 LAP	1:25.785	81	23.072	1:25.150
60	1:14.954	1:24.573	60	1:19.690	1:25.895				33	1 LAP	1:28.382	5	1 LAP	1:25.392
78	1:15.709	1:25.614	14	1 LAP	1:30.197							33	1 LAP	1:28.888

Weather / Track : Cloudy / Dry

MGCC Collonade Residential Thoroughbred Sports Car Championship

LAP CHART - RACE 5

(contd.)

Lap 21			Lap 22			Lap 23			Lap 24			Lap 25		
No	Behind	Laptime	No	Behind	Laptime	No	Behind	Laptime	No	Behind	Laptime	No	Behind	Laptime
92		1:21.757	92		1:21.471									
36	1 LAP	1:25.006	36	1 LAP	1:25.744									
78	1 LAP	1:24.234	60	1 LAP	1:26.208									
60	1 LAP	1:24.633	81	33.351	1:25.825									
14	2 LAPS	1:30.033	14	2 LAPS	1:30.150									
66	2 LAPS	1:30.805	5	1 LAP	1:26.454									
81	28.997	1:27.682	150	1 LAP	1:28.588									
150	1 LAP	1:30.535	66	2 LAPS	1:32.739									
5	1 LAP	1:25.313	33	1 LAP	1:32.294									
33	1 LAP	1:28.538												

MGCC TOTAL BUTLER Championship Race

RACE CLASSIFICATION - RACE 6

POS	NO	CL	NAME	NAT	ENTRY	TIME	LAPS	GAP	MPH	BEST
1	67	B	Andrew YOUNG		MGC GT	20:12.708	14		81.12	1:24.794
2	17	B	David BERESFORD		MGB GT V8	20:24.100	14	11.392	80.37	1:26.242
3	1	B	David BROOKE		MGB GT	20:32.697	14	19.989	79.80	1:25.797
4	35	A	Stuart MUSK		MG Midget	20:32.931	14	20.223	79.79	1:26.277
5	14	B	Jeremy COTTINGHAM		MGB	20:35.011	14	22.303	79.66	1:26.360
6	18	B	David KIMBER		MGB GT V8	20:41.857	14	29.149	79.22	1:27.276
7	63	B	Ron MOORCRAFT		MGB Roadster	20:57.700	14	44.992	78.22	1:28.288
8	12	B	Pat FENN		MGB	21:12.525	14	59.817	77.31	1:28.792
9	15	C	James WALPOLE		MGB Roadster	21:17.153	14	1:04.445	77.03	1:28.713
10	43	A	Simon HUTCHINSON		MG Midget	21:18.218	14	1:05.510	76.96	1:28.576
11	22	D	Dave BROWN		MGF	21:31.914	14	1:19.206	76.15	1:30.457
12	38	C	James DARBY		MGB GT	21:36.780	14	1:24.072	75.86	1:30.477
13	58	B	Terry BURROWS		MGB Roadster	20:32.767	13	1 LAP	74.10	1:29.936
14	76	D	Paul RIGG		MGF VVC	21:05.228	13	1 LAP	72.20	1:34.766
15	80	B	Robert BEASLEY		MG Midget	21:35.704	13	1 LAP	70.50	1:32.843
16	57	C	Paul EALES		MGB GT	21:42.414	13	1 LAP	70.14	1:35.721
17	85	C	Niall CAMPBELL		Rover Metro GTi	20:57.223	12	2 LAPS	67.07	1:41.787
18	5	C	John WREGHITT		MGB Roadster	21:02.275	12	2 LAPS	66.80	1:42.767

NOT CLASSIFIED

34	A	Mike HOLMES		MG Midget	18:51.359	13	D.N.F.	80.74	1:24.397
41	B	James WHEELER		MGB Roadster	14:39.836	10	D.N.F.	79.86	1:25.553
31	B	Jonnie WHEELER		MGB Roadster	11:52.574	8	D.N.F.	78.89	1:26.368
24	B	Dave CALLENDER		MGBB Roadster	12:28.830	8	D.N.F.	75.07	1:30.938
48	A	Alan BOTELLE		MG1300	1:42.627	1	D.N.F.	68.47	1:42.627
86	B	Steve DOWLER		MG Midget		0	D.N.F.	N/A	
32	C	Alan KYSON		MGA Roadster		0	D.N.F.	N/A	

FASTEST LAP

67	B	Andrew YOUNG		MGC GT	1:24.794	7	82.87mph	133.37kph
34	A	Mike HOLMES		MG Midget	1:24.397	10	83.26mph	133.99kph
15	C	James WALPOLE		MGB Roadster	1:28.713	6	79.21mph	127.48kph
22	D	Dave BROWN		MGF	1:30.457	8	77.68mph	125.02kph

Weather / Track : Cloudy / Dry
 These results are provisional until the conclusion of any judicial and technical matters.

Snetterton
 Circuit Length = 1.9520 miles.
 Start: 16:22 End: 16:42

Clerk of Course	Timekeeper:
-----------------	-------------

MGCC TOTAL BUTLER Championship Race

LAP CHART - RACE 6

Lap 1			Lap 2			Lap 3			Lap 4			Lap 5		
No	Behind	Laptime	No	Behind	Laptime	No	Behind	Laptime	No	Behind	Laptime	No	Behind	Laptime
67		1:34.923	67		1:25.931	67		1:24.846	67		1:26.205	67		1:25.254
17	0.707	1:35.630	17	1.780	1:27.004	17	3.344	1:26.410	17	3.465	1:26.326	17	4.910	1:26.699
1	1.598	1:36.521	1	3.095	1:27.428	1	5.049	1:26.800	1	5.698	1:26.854	1	7.734	1:27.290
18	2.165	1:37.088	14	4.164	1:27.917	14	6.028	1:26.710	14	6.183	1:26.360	14	8.051	1:27.122
14	2.178	1:37.101	18	4.246	1:28.012	18	6.976	1:27.576	35	7.433	1:26.290	35	9.995	1:27.816
31	2.767	1:37.690	35	4.503	1:26.673	35	7.348	1:27.691	31	7.651	1:26.368	41	10.640	1:26.369
35	3.761	1:38.684	31	5.328	1:28.492	31	7.488	1:27.006	18	9.000	1:28.229	31	10.892	1:28.495
63	3.923	1:38.846	63	7.125	1:29.133	41	10.051	1:27.173	41	9.525	1:25.679	18	11.348	1:27.602
12	5.509	1:40.432	41	7.724	1:27.962	63	10.594	1:28.315	34	13.049	1:27.434	34	13.845	1:26.050
41	5.693	1:40.616	12	10.693	1:31.115	34	11.820	1:25.937	63	13.526	1:29.137	63	17.275	1:29.003
22	7.462	1:42.385	34	10.729	1:29.019	12	17.156	1:31.309	12	21.129	1:30.178	12	27.207	1:31.332
34	7.641	1:42.564	22	14.139	1:32.608	22	20.643	1:31.350	43	25.643	1:30.206	43	29.761	1:29.372
48	7.704	1:42.627	15	14.556	1:32.237	43	21.642	1:31.540	22	26.082	1:31.644	15	31.327	1:30.132
15	8.250	1:43.173	43	14.948	1:30.668	15	21.898	1:32.188	15	26.449	1:30.756	58	33.160	1:29.936
38	9.555	1:44.478	38	16.057	1:32.433	38	22.869	1:31.658	38	28.260	1:31.596	22	33.203	1:32.375
58	9.986	1:44.909	58	17.036	1:32.981	58	23.397	1:31.207	58	28.478	1:31.286	38	34.832	1:31.826
43	10.211	1:45.134	24	19.166	1:32.647	24	25.970	1:31.650	24	31.532	1:31.767	24	37.370	1:31.092
24	12.450	1:47.373	76	25.095	1:37.132	76	36.219	1:35.970	76	46.032	1:36.018	76	55.707	1:34.929
76	13.894	1:48.817	57	30.123	1:39.263	57	44.561	1:39.284	57	58.280	1:39.924	57	1:11.858	1:38.832
57	16.791	1:51.714	5	36.690	1:43.027	5	54.895	1:43.051	5	1:11.457	1:42.767			
5	19.594	1:54.517	85	37.069	1:42.063	85	55.612	1:43.389	85	1:12.570	1:43.163			
85	20.937	1:55.860	80	48.209	1:38.234	80	1:00.800	1:37.437	80	1:14.482	1:39.887			
80	35.906	2:10.829												

MGCC TOTAL BUTLER Championship Race

LAP CHART - RACE 6

(contd.)

Lap 6			Lap 7			Lap 8			Lap 9			Lap 10		
No	Behind	Laptime	No	Behind	Laptime	No	Behind	Laptime	No	Behind	Laptime	No	Behind	Laptime
67		1:26.405	67		1:24.794	67		1:25.081	67		1:24.932	67		1:26.090
5	1 LAP	1:43.283	17	7.879	1:27.554	17	10.191	1:27.393	76	1 LAP	1:36.654	34	10.508	1:24.397
80	1 LAP	1:41.460	1	10.463	1:27.086	1	11.928	1:26.546	17	12.112	1:26.853	76	1 LAP	1:34.766
17	5.119	1:26.614	14	11.598	1:27.867	34	12.086	1:25.003	34	12.201	1:25.047	17	12.689	1:26.667
85	1 LAP	1:44.594	34	12.164	1:24.855	57	1 LAP	1:40.725	1	13.603	1:26.607	1	14.048	1:26.535
1	8.171	1:26.842	35	12.243	1:26.853	41	15.261	1:27.794	41	15.912	1:25.583	41	15.375	1:25.553
14	8.525	1:26.879	41	12.548	1:26.855	14	16.239	1:29.722	35	18.092	1:26.434	35	18.279	1:26.277
35	10.184	1:26.594	31	17.049	1:28.540	35	16.590	1:29.428	14	18.336	1:27.029	14	20.276	1:28.030
41	10.487	1:26.252	18	18.649	1:30.682	31	19.135	1:27.167	18	23.796	1:27.459	18	25.481	1:27.775
34	12.103	1:24.663	80	1 LAP	1:40.384	18	21.269	1:27.701	57	1 LAP	1:42.289	63	36.091	1:29.271
18	12.761	1:27.818	5	1 LAP	1:43.782	63	29.554	1:31.019	63	32.910	1:28.288	57	1 LAP	1:37.688
31	13.303	1:28.816	63	23.616	1:28.545	80	1 LAP	1:37.720	80	1 LAP	1:35.191	12	48.147	1:28.792
63	19.865	1:28.995	85	1 LAP	1:43.863	12	40.753	1:29.587	12	45.445	1:29.624	43	48.745	1:28.910
12	31.266	1:30.464	12	36.247	1:29.775	43	41.365	1:29.175	43	45.925	1:29.492	15	52.263	1:30.136
43	31.932	1:28.576	43	37.271	1:30.133	5	1 LAP	1:44.946	15	48.217	1:30.218	80	1 LAP	1:37.647
15	33.635	1:28.713	15	38.185	1:29.344	15	42.931	1:29.827	22	55.764	1:30.974	22	1:01.320	1:31.646
22	38.153	1:31.355	22	44.346	1:30.987	85	1 LAP	1:43.785	38	58.775	1:32.244	38	1:05.415	1:32.730
58	39.028	1:32.273	58	44.828	1:30.594	22	49.722	1:30.457	5	1 LAP	1:45.178	5	1 LAP	1:44.824
38	40.307	1:31.880	38	46.067	1:30.554	58	49.959	1:30.212	85	1 LAP	1:44.212	85	1 LAP	1:44.453
24	41.903	1:30.938	24	48.270	1:31.161	38	51.463	1:30.477	58	1:18.439	1:53.412	58	1:25.969	1:33.620
76	1:04.944	1:35.642	76	1:15.958	1:35.808	24	55.391	1:32.202						
57	1:24.024	1:38.571												

MGCC TOTAL BUTLER Championship Race

LAP CHART - RACE 6

(contd.)

Lap 11			Lap 12			Lap 13			Lap 14			Lap 15		
No	Behind	Laptime	No	Behind	Laptime	No	Behind	Laptime	No	Behind	Laptime	No	Behind	Laptime
67		1:26.604	67		1:27.271	67		1:28.640	67		1:25.732			
34	9.132	1:25.228	58	1 LAP	1:33.693	34	4.383	1:25.077	17	11.392	1:27.215			
17	12.776	1:26.691	34	7.946	1:26.085	17	9.909	1:26.802	1	19.989	1:34.960			
1	14.106	1:26.662	85	2 LAPS	1:41.787	58	1 LAP	1:33.221	58	1 LAP	1:35.423			
35	19.898	1:28.223	5	2 LAPS	1:44.636	1	10.761	1:26.769	35	20.223	1:28.003			
14	21.395	1:27.723	17	11.747	1:26.242	35	17.952	1:27.429	14	22.303	1:27.445			
76	1 LAP	1:38.872	1	12.632	1:25.797	14	20.590	1:27.687	18	29.149	1:28.940			
18	26.964	1:28.087	35	19.163	1:26.536	85	2 LAPS	1:42.478	85	2 LAPS	1:47.576			
63	39.259	1:29.772	14	21.543	1:27.419	18	25.941	1:27.612	63	44.992	1:29.156			
12	51.335	1:29.792	18	26.969	1:27.276	5	2 LAPS	1:45.255	5	2 LAPS	1:47.009			
15	55.567	1:29.908	76	1 LAP	1:37.253	76	1 LAP	1:35.068	76	1 LAP	1:38.299			
57	1 LAP	1:39.794	63	41.226	1:29.238	63	41.568	1:28.982	12	59.817	1:30.317			
43	59.356	1:37.215	12	53.954	1:29.890	12	55.232	1:29.918	15	1:04.445	1:31.053			
80	1 LAP	1:35.651	15	57.953	1:29.657	15	59.124	1:29.811	43	1:05.510	1:28.920			
22	1:06.071	1:31.355	43	1:01.491	1:29.406	43	1:02.322	1:29.471	22	1:19.206	1:30.980			
38	1:11.217	1:32.406	57	1 LAP	1:38.589	22	1:13.958	1:32.308	80	1 LAP	1:32.843			
			80	1 LAP	1:33.823	80	1 LAP	1:34.598	38	1:24.072	1:31.086			
			22	1:10.290	1:31.490	38	1:18.718	1:31.204	57	1 LAP	1:35.721			
			38	1:16.154	1:32.208	57	1 LAP	1:40.020						

MGCC TOTAL BUTLER Championship Race

COMBINED CLASSIFICATION - RACES 1 & 6

POS	NO	CL	NAME	NAT	ENTRY	TIME	LAPS	GAP	MPH	BEST
1	67	B	Andrew YOUNG		MGC GT	40:20.399	28		81.29	1:24.386
2	17	B	David BERESFORD		MGB GT V8	40:53.831	28	33.432	80.18	1:25.921
3	1	B	David BROOKE		MGB GT	41:03.549	28	43.150	79.86	1:25.757
4	18	B	David KIMBER		MGB GT V8	41:23.283	28	1:02.884	79.23	1:26.713
5	35	A	Stuart MUSK		MG Midget	41:25.960	28	1:05.561	79.14	1:26.277
6	14	B	Jeremy COTTINGHAM		MGB	41:28.900	28	1:08.501	79.05	1:26.170
7	63	B	Ron MOORCRAFT		MGB Roadster	41:51.916	28	1:31.517	78.33	1:28.214
8	12	B	Pat FENN		MGB	42:32.261	28	2:11.862	77.09	1:28.593
9	15	C	James WALPOLE		MGB Roadster	42:41.229	28	2:20.830	76.82	1:28.713
10	22	D	Dave BROWN		MGF	41:45.095	27	1 LAP	75.73	1:30.457
11	38	C	James DARBY		MGB GT	41:47.773	27	1 LAP	75.65	1:30.477
12	58	B	Terry BURROWS		MGB Roadster	41:10.627	26	2 LAPS	73.95	1:29.936
13	76	D	Paul RIGG		MGF VVC	42:27.534	26	2 LAPS	71.71	1:34.766
14	57	C	Paul EALES		MGB GT	42:30.763	25	3 LAPS	68.87	1:35.721
15	80	B	Robert BEASLEY		MG Midget	43:10.481	25	3 LAPS	67.81	1:32.843
16	5	C	John WREGHITT		MGB Roadster	42:07.913	24	4 LAPS	66.71	1:42.343
17	85	C	Niall CAMPBELL		Rover Metro GTi	42:16.160	24	4 LAPS	66.49	1:41.326
18	31	B	Jonnie WHEELER		MGB Roadster	32:45.785	22	6 LAPS	78.64	1:26.368
19	43	A	Simon HUTCHINSON		MG Midget	33:21.130	21	7 LAPS	73.74	1:28.197
20	48	A	Kirk/Alan BOTELLE		MG1300	23:05.274	15	13 LAPS	76.09	1:28.776
21	41	B	James WHEELER		MGB Roadster	20:38.159	14	14 LAPS	79.45	1:25.553
22	34	A	Mike HOLMES		MG Midget	18:51.359	13	15 LAPS	80.74	1:24.397
23	24	B	Dave CALLENDER		MGBB Roadster	14:26.607	9	19 LAPS	72.98	1:30.938
24	86	B	Steve DOWLER		MG Midget	3:23.460	2	26 LAPS	69.07	1:34.534
25	32	C	Alan KYSON		MGA Roadster	3:32.354	2	26 LAPS	66.18	1:40.643

FASTEST LAP

67	B	Andrew YOUNG	MGC GT	1:24.386	10	83.27mph	134.01kph
34	A	Mike HOLMES	MG Midget	1:24.397	-1	83.26mph	133.99kph
15	C	James WALPOLE	MGB Roadster	1:28.713	20	79.21mph	127.48kph
22	D	Dave BROWN	MGF	1:30.457	21	77.68mph	125.02kph

Weather / Track : Cloudy / Dry
 These results are provisional until the conclusion of any judicial and technical matters.

Snetterton
 Circuit Length = 1.9520 miles.
 Start: 16:22 End: 16:42

Clerk of Course	Timekeeper:
-----------------	-------------

MGCC Drayton Manor Park MG Metro Cup

RACE CLASSIFICATION - RACE 7

POS	NO	CL	DRIVER	NAT	CAR	TIME	LAPS	GAP	MPH	BEST
1	4	D	Dennis ROBINSON		MG Metro	21:02.960	14		77.89	1:28.039
2	52	C	Simon WHITE		MG Metro	21:11.061	14	8.101	77.40	1:28.521
3	96	C	Dick TREVETT		MG Metro Turbo	21:18.860	14	15.900	76.92	1:29.992
4	37	D	Chris HARRIS		MG Metro	21:48.788	14	45.828	75.16	1:31.265
5	7	C	Tony HOWE		MG Metro Turbo	21:50.165	14	47.205	75.09	1:32.189
6	32	C	Tony DOWLER		MG Metro	21:53.565	14	50.605	74.89	1:32.040
7	77	B	Rob MANSER		MG Metro	21:53.739	14	50.779	74.88	1:31.518
8	49	C	Richard GARRARD		MG Metro Turbo	22:00.704	14	57.744	74.49	1:31.822
9	85	B	Rob CAMPBELL		Rover Metro GTi	22:02.452	14	59.492	74.39	1:32.521
10	39	B	Barry LAKE		Metro GTi	22:03.347	14	1:00.387	74.34	1:32.430
11	12	A	Iain PATTERSON		MG Metro	21:46.501	13	1 LAP	69.92	1:37.202
12	23	A	Tim WRIGHT		MG Metro	21:51.816	13	1 LAP	69.63	1:39.370
13	80	A	Peter RAMELLA		MG Metro	21:55.959	13	1 LAP	69.42	1:39.269
14	79	A	Paul ASHTON		MG Metro	21:12.906	12	2 LAPS	66.24	1:39.212

NOT CLASSIFIED

38	A	Steve CARTER		MG Metro	13:15.972	7	D.N.F.	61.79	1:51.499
----	---	--------------	--	----------	-----------	---	--------	-------	----------

FASTEST LAP

4	D	Dennis ROBINSON		MG Metro	1:28.039	4	79.81mph	128.45kph
52	C	Simon WHITE		MG Metro	1:28.521	3	79.38mph	127.75kph
77	B	Rob MANSER		MG Metro	1:31.518	9	76.78mph	123.57kph
12	A	Iain PATTERSON		MG Metro	1:37.202	3	72.29mph	116.34kph

Weather / Track : Bright / Dry
 These results are provisional until the conclusion of any judicial and technical matters.

Snetterton
 Circuit Length = 1.9520 miles.
 Start: 17:18 End: 17:39

Clerk of Course	Timekeeper:
-----------------	-------------

MGCC Drayton Manor Park MG Metro Cup

LAP CHART - RACE 7

Lap 1			Lap 2			Lap 3			Lap 4			Lap 5		
No	Behind	Laptime	No	Behind	Laptime	No	Behind	Laptime	No	Behind	Laptime	No	Behind	Laptime
4		1:37.199	4		1:29.056	4		1:28.459	4		1:28.039	4		1:29.730
96	1.016	1:38.215	52	1.005	1:28.936	52	1.067	1:28.521	52	1.677	1:28.649	52	1.514	1:29.567
52	1.125	1:38.324	96	1.952	1:29.992	96	3.517	1:30.024	96	6.007	1:30.529	38	1 LAP	1:51.499
7	3.842	1:41.041	7	6.975	1:32.189	7	11.484	1:32.968	7	16.521	1:33.076	96	6.922	1:30.645
49	4.724	1:41.923	32	9.239	1:33.333	32	13.164	1:32.384	32	17.559	1:32.434	7	19.700	1:32.909
32	4.962	1:42.161	49	10.017	1:34.349	49	14.908	1:33.350	37	19.481	1:32.178	32	20.332	1:32.503
39	6.689	1:43.888	37	11.858	1:32.699	37	15.342	1:31.943	49	21.364	1:34.495	37	22.439	1:32.688
85	6.873	1:44.072	85	11.923	1:34.106	77	17.453	1:33.288	77	22.094	1:32.680	77	24.578	1:32.214
77	7.261	1:44.460	77	12.624	1:34.419	85	18.593	1:35.129	85	23.627	1:33.073	49	25.390	1:33.756
37	8.215	1:45.414	39	12.929	1:35.296	39	18.988	1:34.518	39	23.960	1:33.011	85	27.148	1:33.251
12	10.047	1:47.246	12	18.763	1:37.772	12	27.506	1:37.202	12	37.037	1:37.570	39	27.478	1:33.248
23	11.169	1:48.368	23	21.483	1:39.370	23	32.729	1:39.705	23	44.745	1:40.055	12	45.335	1:38.028
79	12.105	1:49.304	79	22.261	1:39.212	79	33.318	1:39.516	79	46.830	1:41.551	23	56.362	1:41.347
80	14.108	1:51.307	80	27.220	1:42.168	80	39.209	1:40.448	80	50.893	1:39.723	80	1:00.951	1:39.788
38	23.594	2:00.793	38	47.248	1:52.710	38	1:11.177	1:52.388				79	1:04.961	1:47.861

MGCC Drayton Manor Park MG Metro Cup

LAP CHART - RACE 7

(contd.)

Lap 6			Lap 7			Lap 8			Lap 9			Lap 10		
No	Behind	Laptime	No	Behind	Laptime	No	Behind	Laptime	No	Behind	Laptime	No	Behind	Laptime
4		1:28.995	4		1:28.384	4		1:28.792	4		1:30.091	4		1:29.771
52	1.273	1:28.754	52	1.541	1:28.652	52	1.496	1:28.747	52	1.180	1:29.775	12	1 LAP	1:41.925
96	10.099	1:32.172	96	12.745	1:31.030	79	1 LAP	1:47.616	23	1 LAP	1:40.798	52	3.408	1:31.999
7	24.104	1:33.399	7	28.073	1:32.353	96	14.510	1:30.557	80	1 LAP	1:39.759	23	1 LAP	1:39.981
32	24.840	1:33.503	32	28.496	1:32.040	37	32.373	1:31.937	96	14.417	1:29.998	80	1 LAP	1:40.404
37	26.347	1:32.903	37	29.228	1:31.265	7	33.151	1:33.870	79	1 LAP	1:48.533	96	16.929	1:32.283
77	27.959	1:32.376	77	32.099	1:32.524	32	33.664	1:33.960	37	34.394	1:32.112	37	39.431	1:34.808
38	1 LAP	1:52.790	49	32.859	1:32.496	77	35.341	1:32.034	7	35.382	1:32.322	7	40.080	1:34.469
49	28.747	1:32.352	85	37.769	1:34.684	49	36.696	1:32.629	32	36.244	1:32.671	32	40.793	1:34.320
85	31.469	1:33.316	39	38.143	1:34.979	85	41.498	1:32.521	77	36.768	1:31.518	77	41.390	1:34.393
39	31.548	1:33.065	38	1 LAP	1:51.894	39	41.781	1:32.430	49	38.427	1:31.822	49	47.360	1:38.704
12	56.247	1:39.907	12	1:08.073	1:40.210	38	1 LAP	1:53.898	85	44.067	1:32.660	85	49.030	1:34.734
23	1:09.062	1:41.695	23	1:21.675	1:40.997	12	1:19.440	1:40.159	39	44.421	1:32.731	39	50.276	1:35.626
80	1:11.225	1:39.269	80	1:22.941	1:40.100							79	1 LAP	1:50.972
79	1:23.714	1:47.748												

MGCC Drayton Manor Park MG Metro Cup

LAP CHART - RACE 7

(contd.)

Lap 11			Lap 12			Lap 13			Lap 14			Lap 15		
No	Behind	Laptime	No	Behind	Laptime	No	Behind	Laptime	No	Behind	Laptime	No	Behind	Laptime
4		1:30.415	4		1:30.634	4		1:30.657	4		1:32.738			
52	6.786	1:33.793	52	7.784	1:31.632	52	7.336	1:30.209	52	8.101	1:33.503			
96	17.343	1:30.829	96	18.451	1:31.742	96	18.315	1:30.521	79	2 LAPS	1:45.445			
12	1 LAP	1:48.177	12	1 LAP	1:39.211	12	1 LAP	1:39.306	96	15.900	1:30.323			
23	1 LAP	1:39.614	23	1 LAP	1:39.418	23	1 LAP	1:40.244	12	1 LAP	1:39.788			
80	1 LAP	1:39.598	80	1 LAP	1:40.573	80	1 LAP	1:39.562	37	45.828	1:32.867			
37	42.209	1:33.193	37	44.057	1:32.482	37	45.699	1:32.299	7	47.205	1:33.306			
7	42.767	1:33.102	7	44.842	1:32.709	7	46.637	1:32.452	23	1 LAP	1:40.224			
32	43.138	1:32.760	32	45.648	1:33.144	32	47.146	1:32.155	32	50.605	1:36.197			
77	44.372	1:33.397	77	46.808	1:33.070	77	49.200	1:33.049	77	50.779	1:34.317			
49	51.412	1:34.467	49	54.147	1:33.369	49	57.244	1:33.754	80	1 LAP	1:43.260			
85	52.853	1:34.238	85	56.190	1:33.971	85	58.414	1:32.881	49	57.744	1:33.238			
39	53.798	1:33.937	39	56.690	1:33.526	39	58.741	1:32.708	85	59.492	1:33.816			
79	1 LAP	1:48.422	79	1 LAP	1:46.726				39	1:00.387	1:34.384			