



MG SUMMER RACES

Oulton Park International Circuit

3rd June 2006



Results Provided by MST Sports Timing Ltd
www.msttiming.com

MGCC Drayton Manor Park MG Metro Cup Race

QUALIFYING - RACE 2

POS	NO	CL	NAME	NAT	ENTRY	TIME	LAPS	GAP	MPH
1	2	D	Ewart KITSON		Rover Metro Gti	2:09.224	6		74.99
2	16	C	Jon FLANIGAN		MG Metro Turbo	2:09.345	5	0.121	74.92
3	96	C	David JAVES		MG Metro Turbo	2:12.715	5	3.491	73.02
4	49	C	Richard GARRARD		MG MetroTurbo	2:13.541	7	4.317	72.57
5	85	B	Rob CAMPBELL		Rover Metro GTi	2:13.956	7	4.732	72.34
6	7	C	Tony HOWE		MG Metro Turbo	2:14.539	7	5.315	72.03
7	79	B	Paul ASHTON		MG Metro	2:14.966	7	5.742	71.80
8	52	C	Simon WHITE		MG Metro	2:15.201	3	5.977	71.68
9	27	B	Jonathan AGAR		Rover Metro Gti	2:18.447	7	9.223	69.99
10	20	B	David HEASMAN		MG Metro	2:20.575	7	11.351	68.94
11	38	B	Eric EVANS		Rover Metro	2:22.213	6	12.989	68.14
12	32	C	Tony DOWLER		MG Metro	3:58.888	4	1:49.664	40.56
13	3	C	Barry LAKE		Rover Metro GTi	4:41.290	1	2:32.066	34.45

Car 38 Please fit transponder

Car 3 1 Lap only.

These results are provisional until the conclusion of any judicial and technical matters.

Oulton Park

Circuit Length = 2.6920 miles.

Start: 09:19 End: 09:34

Clerk of Course:	Stewards:	Timekeeper:
------------------	-----------	-------------

MGCC Drayton Manor Park MG Metro Cup Race

LAP ANALYSIS - RACE 2

2	Ewart KITSON	Rover Metro Gti
1 -	3:50.605	6 - 2:09.224
2 -	2:21.228	
3 -	2:10.232	
4 -	2:10.194	
5 -	2:19.280	
3	Barry LAKE	Rover Metro GTi
1 -	4:41.290	
7	Tony HOWE	MG Metro Turbo
1 -	4:07.191	6 - 2:14.984
2 -	2:20.681	7 - 2:14.539
3 -	2:16.581	
4 -	2:15.955	
5 -	2:14.697	
16	Jon FLANIGAN	MG Metro Turbo
1 -	3:59.213	
2 -	2:12.233	
3 -	2:09.345	
4 -	2:09.651	
5 -	2:36.035P	
20	David HEASMAN	MG Metro
1 -	4:13.295	6 - 2:20.999
2 -	2:27.021	7 - 2:20.575
3 -	2:23.043	
4 -	2:25.266	
5 -	2:22.777	
27	Jonathan AGAR	Rover Metro Gti
1 -	4:02.044	6 - 2:19.243
2 -	2:29.121	7 - 2:18.447
3 -	2:22.777	
4 -	2:21.898	
5 -	2:20.186	
32	Tony DOWLER	MG Metro
1 -	3:58.888	
2 -	3:10.456P	
3 -	4:29.237P	
4 -	4:35.341P	

Car 38 Please fit transponder

Car 3 1 Lap only.

These results are provisional until the conclusion of any judicial and technical matters.

Oulton Park

Circuit Length = 2.6920 miles.

Start: 09:19 End: 09:34

Clerk of Course:

Stewards:

Timekeeper:

MGCC Drayton Manor Park MG Metro Cup Race

LAP ANALYSIS - RACE 2

(contd.)

38	Eric EVANS	Rover Metro
1 -	4:17.249	6 - 2:43.398
2 -	2:24.699	
3 -	2:25.811	
4 -	2:22.213	
5 -	2:56.004	
49	Richard GARRARD	MG MetroTurbo
1 -	4:07.977	6 - 2:13.814
2 -	2:20.510	7 - 2:13.541
3 -	2:16.582	
4 -	2:14.335	
5 -	2:13.930	
52	Simon WHITE	MG Metro
1 -	3:57.908	
2 -	2:15.201	
3 -	2:23.687P	
79	Paul ASHTON	MG Metro
1 -	4:05.642	6 - 2:33.354
2 -	2:21.301	7 - 2:34.301
3 -	2:21.380	
4 -	2:15.613	
5 -	2:14.966	
85	Rob CAMPBELL	Rover Metro GTi
1 -	4:09.284	6 - 2:14.621
2 -	2:44.726	7 - 2:13.956
3 -	2:17.836	
4 -	2:15.949	
5 -	2:14.606	
96	David JAVES	MG Metro Turbo
1 -	4:06.291	
2 -	2:20.969	
3 -	2:15.684	
4 -	2:14.201	
5 -	2:12.715	

Car 38 Please fit transponder

Car 3 1 Lap only.

These results are provisional until the conclusion of any judicial and technical matters.

Oulton Park


Circuit Length = 2.6920 miles.

Start: 09:19 End: 09:34

Clerk of Course:	Stewards:	Timekeeper:
------------------	-----------	-------------

MGCC Drayton Manor Park MG Metro Cup Race

GRID - RACE 2

ROW 7	4:41.290 3 LAKE	
ROW 6	2:22.213 38 EVANS	3:58.888 32 DOWLER
ROW 5	2:18.447 27 AGAR	2:20.575 20 HEASMAN
ROW 4	2:14.966 79 ASHTON	2:15.201 52 WHITE
ROW 3	2:13.956 85 CAMPBELL	2:14.539 7 HOWE
ROW 2	2:12.715 96 JAVES	2:13.541 49 GARRARD
ROW 1	2:09.224 2 KITSON	2:09.345 16 FLANIGAN
POLE		
		

Car 38 Please fit transponder

Car 3 1 Lap only.

These results are provisional until the conclusion of any judicial and technical matters.

Oulton Park

Circuit Length = 2.6920 miles.

Start: 09:19 End: 09:34

Clerk of Course:

Stewards:

Timekeeper:

MGCC Drayton Manor Park MG Metro Cup Race

RACE CLASSIFICATION - RACE 2

POS	NO	CL	NAME	NAT	ENTRY	TIME	LAPS	GAP	MPH	BEST
1	2	D	Ewart KITSON		Rover Metro Gti	19:18.149	9		75.31	2:06.711
2	16	C	Jon FLANIGAN		MG Metro Turbo	19:20.193	9	2.044	75.17	2:06.630
3	96	C	David JAVES		MG Metro Turbo	19:58.542	9	40.393	72.77	2:11.231
4	49	C	Richard GARRARD		MG MetroTurbo	20:03.521	9	45.372	72.47	2:11.614
5	52	C	Simon WHITE		MG Metro	20:07.924	9	49.775	72.20	2:09.205
6	7	C	Tony HOWE		MG Metro Turbo	20:34.023	9	1:15.874	70.68	2:15.190
7	79	B	Paul ASHTON		MG Metro	20:43.556	9	1:25.407	70.13	2:15.066
8	32	C	Tony DOWLER		MG Metro	20:44.629	9	1:26.480	70.07	2:14.021
9	27	B	Jonathan AGAR		Rover Metro Gti	21:11.659	9	1:53.510	68.58	2:18.444
10	20	B	David HEASMAN		MG Metro	21:27.074	9	2:08.925	67.76	2:20.739
11	3	C	Barry LAKE		Rover Metro GTi	21:04.278	7	2 LAPS	53.65	2:47.667

NOT CLASSIFIED

85	B	Rob CAMPBELL		Rover Metro GTi	16:38.863	7	D.N.F.	67.91	2:16.836
38	B	Eric EVANS		Rover Metro	14:22.004	6	D.N.F.	67.45	2:21.307

FASTEST LAP

16	C	Jon FLANIGAN		MG Metro Turbo	2:06.630	6	76.53mph	123.16kph
2	D	Ewart KITSON		Rover Metro Gti	2:06.711	6	76.48mph	123.08kph
79	B	Paul ASHTON		MG Metro	2:15.066	4	71.75mph	115.47kph

These results are provisional until the conclusion of any judicial and technical matters.

Oulton Park
Circuit Length = 2.6920 miles.
Start: 13:38 End: 13:57

Clerk of Course:	Stewards:	Timekeeper:
------------------	-----------	-------------

MGCC Drayton Manor Park MG Metro Cup Race

LAP CHART - RACE 2

Lap 1			Lap 2			Lap 3			Lap 4			Lap 5		
No	Behind	Laptime	No	Behind	Laptime	No	Behind	Laptime	No	Behind	Laptime	No	Behind	Laptime
2		2:15.350	2		2:09.934	2		2:07.561	2		2:07.658	2		2:07.700
16	1.322	2:16.672	16	2.412	2:11.024	16	3.005	2:08.154	16	2.389	2:07.042	16	1.716	2:07.027
49	4.121	2:19.471	52	4.870	2:10.044	52	6.514	2:09.205	52	9.134	2:10.278	52	11.815	2:10.381
52	4.760	2:20.110	49	6.698	2:12.511	49	11.297	2:12.160	49	16.048	2:12.409	49	20.445	2:12.097
96	6.689	2:22.039	96	9.555	2:12.800	96	13.907	2:11.913	96	17.576	2:11.327	96	21.107	2:11.231
7	9.476	2:24.826	7	14.883	2:15.341	7	23.432	2:16.110	7	32.327	2:16.553	7	41.071	2:16.444
79	13.959	2:29.309	79	21.582	2:17.557	79	31.281	2:17.260	79	38.689	2:15.066	79	46.889	2:15.900
85	14.986	2:30.336	85	22.144	2:17.092	85	31.419	2:16.836	85	44.121	2:20.360	32	52.896	2:15.817
38	16.815	2:32.165	32	26.819	2:18.785	32	35.799	2:16.541	32	44.779	2:16.638	3	1 LAP	3:07.647
27	17.297	2:32.647	38	28.293	2:21.412	38	42.338	2:21.606	27	53.918	2:18.929	85	1:01.106	2:24.685
32	17.968	2:33.318	27	29.687	2:22.324	27	42.647	2:20.521	38	58.298	2:23.618	27	1:04.662	2:18.444
20	20.361	2:35.711	20	31.638	2:21.211	20	45.577	2:21.500	20	58.658	2:20.739	38	1:11.905	2:21.307
3	36.677	2:52.027	3	1:14.410	2:47.667	3	2:07.204	3:00.355				20	1:12.267	2:21.309

Oulton Park
 Circuit Length = 2.6920 miles.
 Start: 13:38 End: 13:57

These results are provisional until the conclusion of any judicial and technical matters.

Clerk of Course:	Stewards:	Timekeeper:
------------------	-----------	-------------

MGCC Drayton Manor Park MG Metro Cup Race

LAP CHART - RACE 2

(contd.)

Lap 6			Lap 7			Lap 8			Lap 9			Lap 10		
No	Behind	Laptime	No	Behind	Laptime	No	Behind	Laptime	No	Behind	Laptime	No	Behind	Laptime
2		2:06.711	2		2:06.824	2		2:07.160	2		2:09.251			
16	1.635	2:06.630	16	2.500	2:07.689	16	3.882	2:08.542	16	2.044	2:07.413			
52	14.655	2:09.551	52	17.402	2:09.571	52	19.678	2:09.436	96	40.393	2:13.913			
49	25.348	2:11.614	49	30.308	2:11.784	96	35.731	2:12.472	49	45.372	2:18.091			
96	25.959	2:11.563	96	30.419	2:11.284	49	36.532	2:13.384	52	49.775	2:39.348P			
7	49.550	2:15.190	7	58.834	2:16.108	3	2 LAPS	3:04.826	7	1:15.874	2:17.491			
79	57.873	2:17.695	32	1:08.196	2:14.814	7	1:07.634	2:15.960	79	1:25.407	2:16.912			
32	1:00.206	2:14.021	79	1:08.675	2:17.626	32	1:17.423	2:16.387	32	1:26.480	2:18.308			
27	1:17.233	2:19.282	27	1:30.675	2:20.266	79	1:17.746	2:16.231	3	2 LAPS	3:11.633			
85	1:19.230	2:24.835	85	1:37.125	2:24.719	27	1:43.670	2:20.155	27	1:53.510	2:19.091			
38	1:27.090	2:21.896	20	1:42.201	2:21.613	20	1:56.102	2:21.061	20	2:08.925	2:22.074			
20	1:27.412	2:21.856												
3	1 LAP	3:00.123												

Oulton Park
 Circuit Length = 2.6920 miles.
 Start: 13:38 End: 13:57

These results are provisional until the conclusion of any judicial and technical matters.

Clerk of Course:	Stewards:	Timekeeper:
------------------	-----------	-------------

BCV8 Championship

QUALIFYING - RACE 3

POS	NO	CL	NAME	NAT	ENTRY	TIME	LAPS	GAP	MPH
1	93	D	Tom STEWART		MG B GT V8	1:51.209	8		87.14
2	94	D	John WILSON		MG B GT V8	1:52.352	8	1.143	86.25
3	1	D	Adrian BEER		MG B GT V8	1:53.705	8	2.496	85.23
4	84	D	Peter COLLIS		MG B	1:56.466	8	5.257	83.21
5	78	C	Joe PARRINGTON		MG BGT V84	1:58.601	8	7.392	81.71
6	51	B	Russell MCCARTHY		MG B Roadster	2:02.144	7	10.935	79.34
7	75	C	Martin HALL		MG B	2:02.980	7	11.771	78.80
8	31	B	Jonnie WHEELER		MG B	2:04.089	8	12.880	78.09
9	45	B	Mike HARRIS		MG B	2:04.636	7	13.427	77.75
10	44	B	Peter SAMUELS		MG B Roadster	2:06.445	7	15.236	76.64
11	58	B	Ian PRIOR		MG B	2:06.798	7	15.589	76.43
12	92	D	Roy MCCARTHY		MG B	2:08.531	4	17.322	75.40
13	3	A	Rob MUIR		MG B Roadster	2:17.384	7	26.175	70.54
14	48	B	Mike BREEDON		MG B GT V8	2:19.332	6	28.123	69.55
15	17	AB	Bob FISHER		MG C	2:25.777	6	34.568	66.48
16	7	A	Richard DAWE		MGB GT	2:26.777	6	35.568	66.02
17	5	A	Brian J SMETHURST		MG B	2:33.369	6	42.160	63.18

Oulton Park
 Circuit Length = 2.6920 miles.
 Start: 09:42 End: 09:57

These results are provisional until the conclusion of any judicial and technical matters.

Clerk of Course:	Stewards:	Timekeeper:
------------------	-----------	-------------

BCV8 Championship

LAP ANALYSIS - RACE 3

1	Adrian BEER	MG B GT V8
1 -	7:24.334	6 - 1:58.288
2 -	2:07.653	7 - 1:53.774
3 -	1:57.305	8 - 1:53.705
4 -	1:55.614	
5 -	1:55.130	
3	Rob MUIR	MG B Roadster
1 -	6:51.039	6 - 2:17.813
2 -	2:23.340	7 - 2:17.384
3 -	2:18.210	
4 -	2:18.673	
5 -	2:19.210	
5	Brian J SMETHURST	MG B
1 -	7:20.212	6 - 2:33.369
2 -	2:49.854	
3 -	2:40.654	
4 -	2:36.426	
5 -	2:34.649	
7	Richard DAWE	MGB GT
1 -	7:20.355	6 - 2:26.777
2 -	2:38.661	
3 -	2:30.634	
4 -	2:28.277	
5 -	2:27.157	
17	Bob FISHER	MG C
1 -	7:21.786	6 - 2:25.777
2 -	2:38.372	
3 -	2:32.751	
4 -	2:28.143	
5 -	2:26.481	
31	Jonnie WHEELER	MG B
1 -	6:37.019	6 - 2:04.089
2 -	2:06.129	7 - 2:04.429
3 -	2:04.482	8 - 2:05.393
4 -	2:04.352	
5 -	2:05.361	
44	Peter SAMUELS	MG B Roadster
1 -	7:03.290	6 - 2:07.018
2 -	2:09.869	7 - 2:08.347
3 -	2:06.445	
4 -	2:07.379	
5 -	2:07.146	

BCV8 Championship

LAP ANALYSIS - RACE 3

(contd.)

45	Mike HARRIS	MG B
1 -	6:47.510	6 - 2:15.952
2 -	2:05.107	7 - 2:11.961
3 -	2:05.932	
4 -	2:04.636	
5 -	2:12.003	
48	Mike BREEDON	MG B GT V8
1 -	7:20.675	6 - 2:19.332
2 -	2:46.548	
3 -	2:25.797	
4 -	2:22.431	
5 -	2:21.232	
51	Russell MCCARTHY	MG B Roadster
1 -	7:02.536	6 - 2:04.759
2 -	2:07.447	7 - 2:02.351
3 -	2:03.453	
4 -	2:02.144	
5 -	2:02.348	
58	Ian PRIOR	MG B
1 -	6:40.924	6 - 2:07.246
2 -	2:10.557	7 - 2:06.915
3 -	2:10.680	
4 -	2:09.571	
5 -	2:06.798	
75	Martin HALL	MG B
1 -	7:07.700	6 - 2:04.662
2 -	2:13.523	7 - 2:04.416
3 -	2:08.140	
4 -	2:02.980	
5 -	2:04.210	
78	Joe PARRINGTON	MG BGT V84
1 -	6:56.878	6 - 2:00.219
2 -	2:08.495	7 - 1:58.601
3 -	2:03.458	8 - 1:59.045
4 -	2:01.928	
5 -	2:00.512	
84	Peter COLLIS	MG B
1 -	6:55.885	6 - 1:56.934
2 -	2:06.694	7 - 1:57.165
3 -	2:04.468	8 - 1:56.466
4 -	2:02.322	
5 -	1:59.424	


BCV8 Championship LAP ANALYSIS - RACE 3

(contd.)

92	Roy MCCARTHY	MG B
1 - 6:58.266 2 - 2:08.531 3 - 2:10.907 4 - 2:17.178P		
93	Tom STEWART	MG B GT V8
1 - 6:57.828 6 - 1:52.659 2 - 2:06.351 7 - 1:51.209 3 - 1:56.685 8 - 1:52.033 4 - 1:53.627 5 - 1:56.396		
94	John WILSON	MG B GT V8
1 - 6:40.698 6 - 1:52.352 2 - 1:57.516 7 - 1:52.599 3 - 1:53.247 8 - 1:54.259 4 - 1:53.813 5 - 1:53.393		

BCV8 Championship

GRID - RACE 3

ROW 9	2:33.369 5 SMETHURST	
ROW 8	2:25.777 17 FISHER	2:26.777 7 DAWE
ROW 7	2:17.384 3 MUIR	2:19.332 48 BREEDON
ROW 6	2:06.798 58 PRIOR	2:08.531 92 MCCARTHY
ROW 5	2:04.636 45 HARRIS	2:06.445 44 SAMUELS
ROW 4	2:02.980 75 HALL	2:04.089 31 WHEELER
ROW 3	1:58.601 78 PARRINGTON	2:02.144 51 MCCARTHY
ROW 2	1:53.705 1 BEER	1:56.466 84 COLLIS
ROW 1	1:51.209 93 STEWART	1:52.352 94 WILSON
POLE		
		

Oulton Park
Circuit Length = 2.6920 miles.
Start: 09:42 End: 09:57

These results are provisional until the conclusion of any judicial and technical matters.

Clerk of Course:

Stewards:

Timekeeper:

BCV8 Championship

RACE RESULT - RACE 3

POS	NO	CL	NAME	NAT	ENTRY	TIME	LAPS	GAP	MPH	BEST
1	94	D	John WILSON		MG B GT V8	20:47.122	11		85.47	1:51.407
2	1	D	Adrian BEER		MG B GT V8	21:30.737	11	43.615	82.59	1:51.201
3	84	D	Peter COLLIS		MG B	22:14.605	11	1:27.483	79.87	1:54.356
4	78	C	Joe PARRINGTON		MG BGT V84	22:15.175	11	1:28.053	79.84	1:57.071
5	75	C	Martin HALL		MG B	22:44.048	11	1:56.926	78.15	2:01.811
6	51	B	Russell MCCARTHY		MG B Roadster	22:46.730	11	1:59.608	77.99	2:02.563
7	31	B	Jonnie WHEELER		MG B	22:46.730	11	1:59.608	77.99	2:02.619
8	44	B	Peter SAMUELS		MG B Roadster	20:55.972	10	1 LAP	77.16	2:03.095
9	45	B	Mike HARRIS		MG B	21:12.008	10	1 LAP	76.18	2:04.199
10	58	B	Ian PRIOR		MG B	21:50.636	10	1 LAP	73.94	2:06.869
11	48	B	Mike BREEDON		MG B GT V8	21:11.606	9	2 LAPS	68.59	2:18.323
12	3	A	Rob MUIR		MG B Roadster	21:19.298	9	2 LAPS	68.17	2:19.727
13	17	AB	Bob FISHER		MG C	21:42.607	9	2 LAPS	66.95	2:20.675
14	7	A	Richard DAWE		MGB GT	21:46.442	9	2 LAPS	66.76	2:21.938
15	5	A	Brian J SMETHURST		MG B	23:01.769	9	2 LAPS	63.12	2:29.325

NOT CLASSIFIED

92	D	Roy MCCARTHY		MG B	18:08.516	9	D.N.F.	80.12	1:58.294
93	D	Tom STEWART		MG B GT V8	13:11.147	7	D.N.F.	85.74	1:50.538

FASTEST LAP

93	D	Tom STEWART		MG B GT V8	1:50.538	7	87.67mph	141.09kph
78	C	Joe PARRINGTON		MG BGT V84	1:57.071	9	82.78mph	133.22kph
51	B	Russell MCCARTHY		MG B Roadster	2:02.563	3	79.07mph	127.25kph
3	A	Rob MUIR		MG B Roadster	2:19.727	3	69.35mph	111.62kph
17	AB	Bob FISHER		MG C	2:20.675	8	68.89mph	110.86kph

Oulton Park
Circuit Length = 2.6920 miles.
Start: 14:10 End: 14:31

These results are provisional until the conclusion of any judicial and technical matters.

Clerk of Course:	Stewards:	Timekeeper:
------------------	-----------	-------------

BCV8 Championship

LAP CHART - RACE 3

Lap 1			Lap 2			Lap 3			Lap 4			Lap 5		
No	Behind	Laptime	No	Behind	Laptime	No	Behind	Laptime	No	Behind	Laptime	No	Behind	Laptime
93		1:59.333	93		1:51.774	93		1:51.837	93		1:52.927	93		1:53.228
94	0.354	1:59.687	94	0.446	1:51.866	94	0.084	1:51.475	94	0.354	1:53.197	94	0.499	1:53.373
1	0.810	2:00.143	1	1.668	1:52.632	1	1.032	1:51.201	1	0.674	1:52.569	1	0.778	1:53.332
84	2.629	2:01.962	84	5.326	1:54.471	84	7.845	1:54.356	84	13.708	1:58.790	3	1 LAP	2:20.252
75	9.772	2:09.105	78	18.898	2:00.438	78	26.466	1:59.405	5	1 LAP	2:34.571	17	1 LAP	2:25.088
78	10.234	2:09.567	92	18.972	1:58.294	92	30.007	2:02.872	78	32.202	1:58.663	7	1 LAP	2:29.342
92	12.452	2:11.785	75	22.173	2:04.175	75	32.147	2:01.811	92	35.959	1:58.879	84	21.016	2:00.536
51	12.657	2:11.990	51	24.330	2:03.447	51	35.056	2:02.563	75	41.549	2:02.329	78	37.064	1:58.090
31	13.253	2:12.586	31	24.851	2:03.372	31	35.633	2:02.619	51	45.076	2:02.947	92	41.873	1:59.142
44	15.436	2:14.769	44	26.757	2:03.095	44	38.648	2:03.728	31	45.523	2:02.817	75	51.436	2:03.115
45	15.954	2:15.287	45	29.205	2:05.025	45	41.936	2:04.568	44	49.376	2:03.655	51	55.358	2:03.510
58	16.592	2:15.925	58	31.687	2:06.869	58	47.630	2:07.780	45	53.482	2:04.473	31	55.644	2:03.349
48	26.398	2:25.731	48	54.728	2:20.104	48	1:22.562	2:19.671	58	1:02.903	2:08.200	5	1 LAP	2:33.417
7	32.025	2:31.358	3	1:01.668	2:21.120	3	1:29.558	2:19.727	48	1:49.458	2:19.823	44	1:00.861	2:04.713
3	32.322	2:31.655	7	1:03.073	2:22.822	7	1:34.183	2:22.947				45	1:05.109	2:04.855
17	35.383	2:34.716	17	1:07.682	2:24.073	17	1:37.881	2:22.036				58	1:18.082	2:08.407
5	45.339	2:44.672	5	1:27.808	2:34.243									

Oulton Park
 Circuit Length = 2.6920 miles.
 Start: 14:10 End: 14:31

These results are provisional until the conclusion of any judicial and technical matters.

Clerk of Course:	Stewards:	Timekeeper:
------------------	-----------	-------------

BCV8 Championship LAP CHART - RACE 3

(contd.)

Lap 6			Lap 7			Lap 8			Lap 9			Lap 10		
No	Behind	Laptime	No	Behind	Laptime	No	Behind	Laptime	No	Behind	Laptime	No	Behind	Laptime
93		1:51.510	93		1:50.538	94		1:51.831	94		1:53.293	94		1:55.128
94	0.396	1:51.407	94	1.449	1:51.591	58	1 LAP	2:09.892	17	2 LAPS	2:23.041	45	1 LAP	2:04.199
1	0.887	1:51.619	1	25.071	2:14.722	5	2 LAPS	2:33.221	7	2 LAPS	2:23.694	3	2 LAPS	2:22.412
48	1 LAP	2:18.323	84	44.182	2:03.277	1	30.561	1:58.770	58	1 LAP	2:10.780	17	2 LAPS	2:20.675
84	31.443	2:01.937	78	56.143	2:02.283	84	52.492	2:01.590	1	36.364	1:59.096	7	2 LAPS	2:23.084
3	1 LAP	2:20.038	92	58.886	1:59.549	78	1:00.463	1:57.600	84	1:00.958	2:01.759	1	37.595	1:56.359
78	44.398	1:58.844	48	1 LAP	2:29.413	92	1:04.961	1:59.355	78	1:04.241	1:57.071	58	1 LAP	2:15.931
17	1 LAP	2:24.272	3	1 LAP	2:22.901	75	1:24.783	2:02.173	5	2 LAPS	2:30.139	84	1:06.979	2:01.149
92	49.875	1:59.512	75	1:15.890	2:03.674	48	1 LAP	2:19.452	92	1:10.796	1:59.128	78	1:24.004	2:14.891
7	1 LAP	2:26.252	51	1:20.560	2:03.729	51	1:30.701	2:03.421	75	1:39.027	2:07.537	5	2 LAPS	2:29.325
75	1:02.754	2:02.828	31	1:20.899	2:03.612	31	1:31.422	2:03.803	51	1:40.939	2:03.531	75	1:46.720	2:02.821
51	1:07.369	2:03.521	17	1 LAP	2:25.026	3	1 LAP	2:21.439	31	1:42.121	2:03.992	51	1:49.852	2:04.041
31	1:07.825	2:03.691	7	1 LAP	2:25.005	44	1:41.700	2:05.395	44	1:53.598	2:05.191	31	1:50.499	2:03.506
44	1:14.987	2:05.636	44	1:29.585	2:05.136	45	1:44.269	2:04.896	48	1 LAP	2:19.724			
45	1:18.601	2:05.002	45	1:32.653	2:04.590									
58	1:36.184	2:09.612												
5	1 LAP	2:31.905												

Oulton Park
Circuit Length = 2.6920 miles.
Start: 14:10 End: 14:31

These results are provisional until the conclusion of any judicial and technical matters.

Clerk of Course:	Stewards:	Timekeeper:
------------------	-----------	-------------

BCV8 Championship

LAP CHART - RACE 3

(contd.)

Lap 11			Lap 12			Lap 13			Lap 14			Lap 15		
No	Behind	Laptime	No	Behind	Laptime	No	Behind	Laptime	No	Behind	Laptime	No	Behind	Laptime
94		1:54.274												
44	1 LAP	2:04.654												
48	2 LAPS	2:19.365												
45	1 LAP	2:19.113												
3	2 LAPS	2:19.754												
1	43.615	2:00.294												
17	2 LAPS	2:23.680												
7	2 LAPS	2:21.938												
58	1 LAP	2:17.240												
84	1:27.483	2:14.778												
78	1:28.053	1:58.323												
75	1:56.926	2:04.480												
51	1:59.608	2:04.030												
31	1:59.608	2:03.383												
5	2 LAPS	2:30.276												

These results are provisional until the conclusion of any judicial and technical matters.

Oulton Park
 Circuit Length = 2.6920 miles.
 Start: 14:10 End: 14:31

Clerk of Course:	Stewards:	Timekeeper:
------------------	-----------	-------------

MGCC Cockshoot Cup Championship

QUALIFYING - RACE 4

POS	NO	CL	NAME	NAT	ENTRY	TIME	LAPS	GAP	MPH
1	74	C	John HEWITT		MG Midget	2:00.845	7		80.19
2	6	B	Mike PETERS		MG Midget	2:05.141	7	4.296	77.44
3	69	B	Peter BRAMBLE		MGB	2:08.657	7	7.812	75.32
4	42	B	Tony CROSSLEY		MGB GT	2:08.849	7	8.004	75.21
5	11	C	Chris EVANS		MG Midget	2:08.992	7	8.147	75.13
6	7	B	Graham JONES		MGB	2:10.317	6	9.472	74.36
7	16	B	Trevor ROWNEY		MG B GT V8	2:10.418	7	9.573	74.30
8	1	B	Martin RICHARDSON		MGB	2:11.193	7	10.348	73.87
9	78	A	Ian WRIGHT		MG Midget	2:12.483	7	11.638	73.15
10	17	A	Richard SAPCOTE		MG Midget	2:13.276	7	12.431	72.71
11	5	A	Peter TOES		MG Midget	2:13.983	7	13.138	72.33
12	12	A	Ian BRISCALL		MG Midget	2:21.253	6	20.408	68.60
13	23	A	Stephen McKIE		Austin Healey Sprite	2:21.785	6	20.940	68.35
14	21	A	Richard SAXTON		MG Midget	2:23.600	6	22.755	67.48
15	24	B	Graeme FORRESTER		MG B	2:24.844	6	23.999	66.90
16	83	D	Helen WADDINGTON		MG F WC	2:27.546	6	26.701	65.68
17	25	A	Steve GREGORY		MG Midget	2:33.139	5	32.294	63.28
18	2	A	Philip YATES		MG Midget	2:34.527	5	33.682	62.71
19	43	B	Paul FIRTH		MG Midget	2:41.074	5	40.229	60.16

Car 7 Please fit Transponder.

Oulton Park
Circuit Length = 2.6920 miles.
Start: 10:02 End: 10:17

These results are provisional until the conclusion of any judicial and technical matters.

Clerk of Course:	Stewards:	Timekeeper:
------------------	-----------	-------------

MGCC Cockshoot Cup Championship

LAP ANALYSIS - RACE 4

1	Martin RICHARDSON	MGB
1 -	4:12.303	6 - 2:26.947
2 -	2:14.546	7 - 2:14.409
3 -	2:12.163	
4 -	2:12.951	
5 -	2:11.193	
2	Philip YATES	MG Midget
1 -	4:54.374	
2 -	2:34.527	
3 -	2:35.939	
4 -	3:14.984P	
5 -	4:14.910	
5	Peter TOES	MG Midget
1 -	4:22.220	6 - 2:13.983
2 -	2:27.845	7 - 2:16.706
3 -	2:21.628	
4 -	2:16.447	
5 -	2:15.270	
6	Mike PETERS	MG Midget
1 -	4:11.128	6 - 2:05.223
2 -	2:11.663	7 - 2:06.073
3 -	2:07.181	
4 -	2:05.141	
5 -	2:05.641	
7	Graham JONES	MGB
1 -	4:26.612	6 - 2:10.317
2 -	2:14.920	
3 -	2:11.012	
4 -	2:11.518	
5 -	2:14.411	
11	Chris EVANS	MG Midget
1 -	4:17.270	6 - 2:11.808
2 -	2:11.935	7 - 2:08.992
3 -	2:09.894	
4 -	2:11.029	
5 -	2:12.004	
12	Ian BRISCALL	MG Midget
1 -	4:52.485	6 - 2:21.253
2 -	2:27.978	
3 -	2:25.081	
4 -	2:24.610	
5 -	2:22.565	

Car 7 Please fit Transponder.

MGCC Cockshoot Cup Championship

LAP ANALYSIS - RACE 4

(contd.)

16	Trevor ROWNEY	MG B GT V8
1 -	4:28.497	6 - 2:10.418
2 -	2:17.214	7 - 2:10.914
3 -	2:13.154	
4 -	2:11.934	
5 -	2:11.280	
17	Richard SAPCOTE	MG Midget
1 -	4:30.304	6 - 2:13.720
2 -	2:20.166	7 - 2:13.949
3 -	2:14.239	
4 -	2:13.301	
5 -	2:13.276	
21	Richard SAXTON	MG Midget
1 -	4:29.540	6 - 2:23.600
2 -	2:38.920	
3 -	2:36.168	
4 -	2:30.083	
5 -	2:24.617	
23	Stephen McKIE	Austin Healey Sprite
1 -	4:47.894	6 - 2:21.785
2 -	2:25.327	
3 -	2:26.281	
4 -	2:24.390	
5 -	2:23.232	
24	Graeme FORRESTER	MG B
1 -	4:58.792	6 - 2:24.851
2 -	2:30.613	
3 -	2:27.226	
4 -	2:26.856	
5 -	2:24.844	
25	Steve GREGORY	MG Midget
1 -	5:09.376	
2 -	2:44.342	
3 -	2:35.333	
4 -	2:38.622	
5 -	2:33.139	
42	Tony CROSSLEY	MGB GT
1 -	4:28.998	6 - 2:09.301
2 -	2:16.401	7 - 2:08.849
3 -	2:11.389	
4 -	2:09.488	
5 -	2:11.149	

Car 7 Please fit Transponder.

MGCC Cockshoot Cup Championship

LAP ANALYSIS - RACE 4

(contd.)

43	Paul FIRTH	MG Midget
1 - 5:08.851 2 - 2:59.945 3 - 3:01.394 4 - 2:45.800 5 - 2:41.074		
69	Peter BRAMBLE	MGB
1 - 4:21.998 6 - 2:09.243 2 - 2:11.200 7 - 2:08.657 3 - 2:10.466 4 - 2:10.204 5 - 2:09.480		
74	John HEWITT	MG Midget
1 - 4:41.658 6 - 2:00.845 2 - 2:04.060 7 - 2:01.008 3 - 2:02.586 4 - 2:02.693 5 - 2:01.759		
78	Ian WRIGHT	MG Midget
1 - 4:29.786 6 - 2:20.857 2 - 2:17.702 7 - 2:13.498 3 - 2:13.583 4 - 2:12.483 5 - 2:14.234		
83	Helen WADDINGTON	MG F WC
1 - 4:51.747 6 - 2:27.546 2 - 2:27.923 3 - 2:27.969 4 - 2:29.345 5 - 2:27.796		

Car 7 Please fit Transponder.

MGCC Cockshoot Cup Championship

GRID - RACE 4

ROW 10	2:41.074 43 FIRTH	
ROW 9	2:33.139 25 GREGORY	2:34.527 2 YATES
ROW 8	2:24.844 24 FORRESTER	2:27.546 83 WADDINGTON
ROW 7	2:21.785 23 MCKIE	2:23.600 21 SAXTON
ROW 6	2:13.983 5 TOES	2:21.253 12 BRISCALL
ROW 5	2:12.483 78 WRIGHT	2:13.276 17 SAPCOTE
ROW 4	2:10.418 16 ROWNEY	2:11.193 1 RICHARDSON
ROW 3	2:08.992 11 EVANS	2:10.317 7 JONES
ROW 2	2:08.657 69 BRAMBLE	2:08.849 42 CROSSLEY
ROW 1	2:00.845 74 HEWITT	2:05.141 6 PETERS
	POLE	

Car 7 Please fit Transponder.

Oulton Park
Circuit Length = 2.6920 miles.
Start: 10:02 End: 10:17

These results are provisional until the conclusion of any judicial and technical matters.

Clerk of Course:	Stewards:	Timekeeper:
------------------	-----------	-------------

MGCC Cockshoot Cup Championship

RACE CLASSIFICATION - RACE 4

POS	NO	CL	NAME	NAT	ENTRY	TIME	LAPS	GAP	MPH	BEST
1	74	C	John HEWITT		MG Midget	20:27.857	10		78.92	2:00.397
2	6	B	Mike PETERS		MG Midget	20:27.912	10	0.055	78.92	2:00.669
3	69	B	Peter BRAMBLE		MGB	21:45.556	10	1:17.699	74.23	2:08.822
4	7	B	Graham JONES		MGB	21:55.156	10	1:27.299	73.68	2:08.825
5	1	B	Martin RICHARDSON		MGB	21:57.702	10	1:29.845	73.54	2:09.778
6	16	B	Trevor ROWNEY		MG B GT V8	22:01.159	10	1:33.302	73.35	2:09.273
7	11	C	Chris EVANS		MG Midget	22:01.450	10	1:33.593	73.33	2:09.711
8	78	A	Ian WRIGHT		MG Midget	20:31.943	9	1 LAP	70.79	2:13.984
9	23	A	Stephen McKIE		Austin Healey Sprite	21:38.992	9	1 LAP	67.14	2:21.704
10	21	A	Richard SAXTON		MG Midget	21:47.658	9	1 LAP	66.70	2:21.518
11	24	B	Graeme FORRESTER		MG B	21:48.485	9	1 LAP	66.65	2:20.532
12	43	B	Paul FIRTH		MG Midget	22:27.094	9	1 LAP	64.74	2:27.107
13	83	D	Helen WADDINGTON		MG F WC	22:35.183	9	1 LAP	64.36	2:26.361
14	2	A	Philip YATES		MG Midget	20:36.567	8	2 LAPS	62.69	2:30.755

NOT CLASSIFIED

42	B	Tony CROSSLEY		MGB GT	17:26.321	8	D.N.F.	74.09	2:07.940
12	A	Ian BRISCALL		MG Midget	12:12.504	5	D.N.F.	66.15	2:20.515
17	A	Richard SAPCOTE		MG Midget	9:07.634	4	D.N.F.	70.78	2:13.311
5	A	Peter TOES		MG Midget	9:22.237	4	D.N.F.	68.94	2:14.350
25	A	Steve GREGORY		MG Midget	5:16.769	2	D.N.F.	61.18	2:31.714

FASTEST LAP

74	C	John HEWITT		MG Midget	2:00.397	4	80.49mph	129.54kph
6	B	Mike PETERS		MG Midget	2:00.669	8	80.31mph	129.25kph
17	A	Richard SAPCOTE		MG Midget	2:13.311	3	72.69mph	116.99kph
83	D	Helen WADDINGTON		MG F WC	2:26.361	2	66.21mph	106.56kph

Car 7 Please fit transponder

Oulton Park
Circuit Length = 2.6920 miles.
Start: 14:50 End: 15:11

These results are provisional until the conclusion of any judicial and technical matters.

Clerk of Course:	Stewards:	Timekeeper:
------------------	-----------	-------------

MGCC Cockshoot Cup Championship

LAP CHART - RACE 4

Lap 1			Lap 2			Lap 3			Lap 4			Lap 5		
No	Behind	Laptime	No	Behind	Laptime	No	Behind	Laptime	No	Behind	Laptime	No	Behind	Laptime
6		2:11.266	74		2:02.957	74		2:02.781	74		2:00.397	74		2:00.690
74	0.300	2:11.566	6	0.595	2:03.852	6	0.178	2:02.364	6	0.869	2:01.088	6	2.158	2:01.979
69	7.525	2:18.791	69	13.614	2:09.346	69	19.768	2:08.935	69	30.278	2:10.907	2	1 LAP	2:32.786
16	8.993	2:20.259	16	17.758	2:12.022	16	25.736	2:10.759	42	34.547	2:09.031	69	38.996	2:09.408
42	9.022	2:20.288	42	17.984	2:12.219	42	25.913	2:10.710	16	36.277	2:10.938	42	42.437	2:08.580
11	9.675	2:20.941	7	18.521	2:11.228	7	26.136	2:10.396	7	36.461	2:10.722	16	44.991	2:09.404
7	10.550	2:21.816	11	18.768	2:12.350	1	27.684	2:10.992	1	37.474	2:10.187	7	45.570	2:09.799
1	11.185	2:22.451	1	19.473	2:11.545	11	27.937	2:11.950	11	37.977	2:10.437	1	46.716	2:09.932
78	12.427	2:23.693	78	23.991	2:14.821	78	35.384	2:14.174	78	48.971	2:13.984	11	46.998	2:09.711
17	14.590	2:25.856	17	25.815	2:14.482	17	36.345	2:13.311	17	49.933	2:13.985	78	1:04.800	2:16.519
5	15.474	2:26.740	5	26.759	2:14.542	5	38.328	2:14.350	5	1:04.536	2:26.605	23	1:43.108	2:23.734
23	20.741	2:32.007	23	39.188	2:21.704	23	58.115	2:21.708	23	1:20.064	2:22.346	21	1:53.973	2:23.528
12	24.639	2:35.905	12	46.535	2:25.153	12	1:05.377	2:21.623	12	1:25.495	2:20.515	12	1:54.113	2:29.308
43	27.352	2:38.618	21	48.931	2:24.678	21	1:09.026	2:22.876	21	1:31.135	2:22.506			
21	27.510	2:38.776	43	53.887	2:29.792	43	1:21.194	2:30.088	24	1:42.582	2:21.447			
24	28.233	2:39.499	24	54.296	2:29.320	24	1:21.532	2:30.017	43	1:49.609	2:28.812			
25	33.789	2:45.055	83	57.001	2:26.361	83	1:23.935	2:29.715	83	1:51.971	2:28.433			
83	33.897	2:45.163	25	1:02.246	2:31.714	2	1:33.164	2:31.904						
2	36.095	2:47.361	2	1:04.041	2:31.203									

Car 7 Please fit transponder

MGCC Cockshoot Cup Championship

LAP CHART - RACE 4

(contd.)

Lap 6			Lap 7			Lap 8			Lap 9			Lap 10		
No	Behind	Laptime	No	Behind	Laptime	No	Behind	Laptime	No	Behind	Laptime	No	Behind	Laptime
74		2:01.659	74		2:02.068	74		2:01.779	74		2:00.671	74		2:03.289
6	2.257	2:01.758	6	1.935	2:01.746	6	0.825	2:00.669	6	1.093	2:00.939	6	0.055	2:02.251
24	1 LAP	2:22.387	23	1 LAP	2:25.270	23	1 LAP	2:22.305	23	1 LAP	2:24.268	78	1 LAP	2:16.351
43	1 LAP	2:28.080	21	1 LAP	2:21.518	21	1 LAP	2:25.616	21	1 LAP	2:25.635	2	2 LAPS	2:33.685
83	1 LAP	2:29.218	24	1 LAP	2:21.620	24	1 LAP	2:20.780	24	1 LAP	2:20.532	23	1 LAP	2:25.650
2	1 LAP	2:32.519	43	1 LAP	2:27.107	69	1:01.407	2:09.527	69	1:09.558	2:08.822	69	1:17.699	2:11.430
69	46.414	2:09.077	83	1 LAP	2:30.337	42	1:02.424	2:09.530	16	1:20.343	2:10.885	21	1 LAP	2:22.525
42	48.801	2:08.023	69	53.659	2:09.313	43	1 LAP	2:27.742	7	1:20.707	2:09.741	24	1 LAP	2:22.883
16	52.605	2:09.273	42	54.673	2:07.940	16	1:10.129	2:10.395	1	1:21.205	2:10.309	7	1:27.299	2:09.881
7	52.736	2:08.825	16	1:01.513	2:10.976	1	1:11.567	2:10.662	11	1:24.150	2:11.022	1	1:29.845	2:11.929
1	54.835	2:09.778	7	1:01.713	2:11.045	7	1:11.637	2:11.703	43	1 LAP	2:28.637	16	1:33.302	2:16.248
11	55.382	2:10.043	1	1:02.684	2:09.917	11	1:13.799	2:11.534	83	1 LAP	2:28.246	11	1:33.593	2:12.732
78	1:20.885	2:17.744	11	1:04.044	2:10.730	83	1 LAP	2:30.231				43	1 LAP	2:28.218
			2	1 LAP	2:36.354	2	1 LAP	2:30.755				83	1 LAP	2:27.479
			78	1:36.763	2:17.946	78	1:51.695	2:16.711						

Car 7 Please fit transponder

MG Trophy Race

QUALIFYING - RACE 1

POS	NO	CL	NAME	NAT	ENTRY	TIME	LAPS	GAP	MPH
1	77	B	Malcom GAMMONS		MG ZR	1:56.908	7		82.89
2	94	B	Paul WALLACE		MG ZR	1:57.014	8	0.106	82.82
3	95	B	Dean CLEMENTS		MG ZR	1:57.311	8	0.403	82.61
4	99	B	Nick BARFOOT		MG ZR	1:58.834	8	1.926	81.55
5	83	B	David COULTHARD		MG ZR	1:59.119	8	2.211	81.35
6	85	B	Sean PETERS		MG ZR	1:59.306	8	2.398	81.23
7	6	A	Geoff HOLMES		MG TF	2:03.236	8	6.328	78.63

These results are provisional until the conclusion of any judicial and technical matters.

Oulton Park
Circuit Length = 2.6920 miles.
Start: 09:00 End: 09:15

Clerk of Course:	Stewards:	Timekeeper:
------------------	-----------	-------------

MG Trophy Race

LAP ANALYSIS - RACE 1

6	Geoff HOLMES	MG TF
1 - 8:03.032	6 - 2:04.569	
2 - 2:04.179	7 - 2:03.236	
3 - 2:04.266	8 - 2:04.045	
4 - 2:04.442		
5 - 2:04.643		
77	Malcom GAMMONS	MG ZR
1 - 7:49.145	6 - 1:56.908	
2 - 1:59.103	7 - 1:57.703	
3 - 1:58.469		
4 - 2:02.884P		
5 - 3:26.347		
83	David COULTHARD	MG ZR
1 - 8:02.589	6 - 2:15.167	
2 - 2:01.964	7 - 1:59.119	
3 - 1:59.498	8 - 1:59.306	
4 - 2:00.313		
5 - 1:59.750		
85	Sean PETERS	MG ZR
1 - 7:59.208	6 - 1:59.788	
2 - 2:05.715	7 - 1:59.560	
3 - 2:01.461	8 - 1:59.306	
4 - 2:00.641		
5 - 1:59.450		
94	Paul WALLACE	MG ZR
1 - 7:46.801	6 - 1:57.649	
2 - 2:04.184	7 - 2:16.896	
3 - 1:57.702	8 - 1:57.182	
4 - 1:57.014		
5 - 2:15.961		
95	Dean CLEMENTS	MG ZR
1 - 7:52.020	6 - 1:58.297	
2 - 2:00.288	7 - 1:57.311	
3 - 1:58.022	8 - 2:14.731	
4 - 1:57.965		
5 - 2:11.140		
99	Nick BARFOOT	MG ZR
1 - 7:50.169	6 - 1:59.502	
2 - 2:03.625	7 - 1:58.834	
3 - 1:59.996	8 - 1:59.373	
4 - 1:59.114		
5 - 1:59.008		

These results are provisional until the conclusion of any judicial and technical matters.

Oulton Park
Circuit Length = 2.6920 miles.
Start: 09:00 End: 09:15

Clerk of Course:	Stewards:	Timekeeper:
------------------	-----------	-------------

MG Trophy Race

GRID - RACE 1

ROW
4

2:03.236
6 HOLMES

ROW
3

1:59.119 1:59.306
83 COULTHARD 85 PETERS


ROW
2

1:57.311 1:58.834
95 CLEMENTS 99 BARFOOT

ROW
1

1:56.908 1:57.014
77 GAMMONS 94 WALLACE

POLE



Oulton Park
Circuit Length = 2.6920 miles.
Start: 09:00 End: 09:15

These results are provisional until the conclusion of any judicial and technical matters.

Clerk of Course:	Stewards:	Timekeeper:
------------------	-----------	-------------

MG Trophy Race

RACE CLASSIFICATION - RACE 1

POS	NO	CL	NAME	NAT	ENTRY	TIME	LAPS	GAP	MPH	BEST
1	94	B	Paul WALLACE		MG ZR	19:45.607	10		81.74	1:57.670
2	95	B	Dean CLEMENTS		MG ZR	19:46.715	10	1.108	81.66	1:57.758
3	77	B	Malcom GAMMONS		MG ZR	19:49.078	10	3.471	81.50	1:58.126
4	85	B	Sean PETERS		MG ZR	20:13.955	10	28.348	79.83	1:59.604
5	6	A	Geoff HOLMES		MG TF	21:26.983	10	1:41.376	75.30	2:06.182
NOT CLASSIFIED										
83	B	David COULTHARD		MG ZR	10:02.708	5	D.N.F.	80.39	1:59.519	
99	B	Nick BARFOOT		MG ZR	4:02.370	2	D.N.F.	79.97	1:59.376	
FASTEST LAP										
94	B	Paul WALLACE		MG ZR	1:57.670	10	82.35mph	132.54kph		
6	A	Geoff HOLMES		MG TF	2:06.182	2	76.80mph	123.60kph		

These results are provisional until the conclusion of any judicial and technical matters.

Oulton Park
 Circuit Length = 2.6920 miles.
 Start: 13:03 End: 13:23

Clerk of Course:	Stewards:	Timekeeper:
------------------	-----------	-------------

MG Trophy Race

LAP CHART - RACE 1

Lap 1			Lap 2			Lap 3			Lap 4			Lap 5		
No	Behind	Laptime	No	Behind	Laptime	No	Behind	Laptime	No	Behind	Laptime	No	Behind	Laptime
94		2:01.506	94		1:58.445	94		1:58.374	94		1:57.841	94		1:58.030
77	0.352	2:01.858	95	1.030	1:58.565	95	0.723	1:58.067	95	0.640	1:57.758	95	1.183	1:58.573
95	0.910	2:02.416	77	1.065	1:59.158	77	1.108	1:58.417	77	1.479	1:58.212	77	1.575	1:58.126
99	1.488	2:02.994	99	2.419	1:59.376	83	5.273	1:59.817	83	7.023	1:59.591	83	8.512	1:59.519
83	2.745	2:04.251	83	3.830	1:59.530	85	5.892	1:59.722	85	7.750	1:59.699	85	9.555	1:59.835
85	3.385	2:04.891	85	4.544	1:59.604	6	25.100	2:08.980	6	35.296	2:08.037	6	46.117	2:08.851
6	6.757	2:08.263	6	14.494	2:06.182									

Oulton Park
 Circuit Length = 2.6920 miles.
 Start: 13:03 End: 13:23

These results are provisional until the conclusion of any judicial and technical matters.

Clerk of Course:	Stewards:	Timekeeper:
------------------	-----------	-------------

MG Trophy Race

LAP CHART - RACE 1

(contd.)

Lap 6			Lap 7			Lap 8			Lap 9			Lap 10		
No	Behind	Laptime	No	Behind	Laptime	No	Behind	Laptime	No	Behind	Laptime	No	Behind	Laptime
94		1:58.068	94		1:58.924	94		1:58.364	94		1:58.385	94		1:57.670
95	1.261	1:58.146	95	0.796	1:58.459	95	1.017	1:58.585	95	0.497	1:57.865	95	1.108	1:58.281
77	1.651	1:58.144	77	1.641	1:58.914	77	1.481	1:58.204	77	1.515	1:58.419	77	3.471	1:59.626
85	12.052	2:00.565	85	14.766	2:01.638	85	18.081	2:01.679	85	21.665	2:01.969	85	28.348	2:04.353
6	57.447	2:09.398	6	1:07.037	2:08.514	6	1:17.551	2:08.878	6	1:28.515	2:09.349	6	1:41.376	2:10.531

These results are provisional until the conclusion of any judicial and technical matters.

Oulton Park
 Circuit Length = 2.6920 miles.
 Start: 13:03 End: 13:23

Clerk of Course:	Stewards:	Timekeeper:
------------------	-----------	-------------

Actman eyewear MG Midget Challenge

QUALIFYING - RACE 5

POS	NO	CL	NAME	NAT	ENTRY	TIME	LAPS	GAP	MPH
1	11	A	Richard PERRY		MG Midget	1:56.481	8		83.20
2	2	A	Edward REEVE		MG Midget	1:58.023	5	1.542	82.11
3	1	A	William SMALLRIDGE		Mg Midget	1:58.111	8	1.630	82.05
4	5	A	David WESTON		MG Midget	1:58.381	8	1.900	81.86
5	3	A	Gill DUFFEY		AH Sprite	1:58.562	8	2.081	81.74
6	4	A	Tim STORRAR		AH Sprite	1:58.664	8	2.183	81.66
7	33	B	Andrew ACTMAN		Austin Healey	2:06.079	7	9.598	76.86
8	36	B	Peter BLANCHET		AH Sprite	2:07.012	7	10.531	76.30
9	32	B	Mark TURNER		Austin Healey	2:07.868	7	11.387	75.79
10	8	A	John HELME		MG Midget	2:09.038	5	12.557	75.10
11	39	B	Ian STAGG		MG Midget	2:11.035	7	14.554	73.95
12	63	C	Dominic MOONEY		MG Midget	2:12.456	7	15.975	73.16
13	40	B	Peter DIGNAN		Austin Healey Sprite	2:13.273	2	16.792	72.71
14	10	A	Berni BAXTER		MG Midget	2:13.346	7	16.865	72.67
15	64	C	Ian LANGFORD		MG Midget	2:14.391	6	17.910	72.11
16	35	B	Ian WOODBRIDGE		MG Midget	2:20.023	7	23.542	69.21
17	66	C	John COLLINSON		MG Midget	2:35.890	6	39.409	62.16

Car 40 2 Laps only

Oulton Park
Circuit Length = 2.6920 miles.
Start: 10:23 End: 10:39

These results are provisional until the conclusion of any judicial and technical matters.

Clerk of Course:	Stewards:	Timekeeper:
------------------	-----------	-------------

Actman eyewear MG Midget Challenge

LAP ANALYSIS - RACE 5

1	William SMALLRIDGE	Mg Midget
1 -	6:03.844	6 - 2:00.256
2 -	2:00.991	7 - 1:59.806
3 -	1:59.157	8 - 1:58.661
4 -	1:58.111	
5 -	1:58.193	
2	Edward REEVE	MG Midget
1 -	6:08.264	
2 -	2:02.507	
3 -	1:58.023	
4 -	1:58.252	
5 -	2:34.454P	
3	Gill DUFFEY	AH Sprite
1 -	6:09.176	6 - 1:59.175
2 -	2:02.699	7 - 1:59.119
3 -	1:59.356	8 - 1:59.416
4 -	1:58.562	
5 -	1:59.762	
4	Tim STORRAR	AH Sprite
1 -	6:31.307	6 - 1:58.664
2 -	2:07.440	7 - 1:58.954
3 -	2:02.939	8 - 1:58.806
4 -	2:00.759	
5 -	2:01.100	
5	David WESTON	MG Midget
1 -	6:08.994	6 - 1:59.564
2 -	2:02.086	7 - 2:00.446
3 -	1:58.923	8 - 2:00.611
4 -	1:58.381	
5 -	1:58.799	
8	John HELME	MG Midget
1 -	6:29.534	
2 -	2:12.750	
3 -	2:28.998P	
4 -	4:01.796	
5 -	2:09.038	
10	Berni BAXTER	MG Midget
1 -	6:42.771	6 - 2:13.346
2 -	2:24.831	7 - 2:13.392
3 -	2:18.850	
4 -	2:19.663	
5 -	2:16.199	

Car 40 2 Laps only

These results are provisional until the conclusion of any judicial and technical matters.

Oulton Park
Circuit Length = 2.6920 miles.
Start: 10:23 End: 10:39

Clerk of Course:	Stewards:	Timekeeper:
------------------	-----------	-------------

Actman eyewear MG Midget Challenge

LAP ANALYSIS - RACE 5

(contd.)

11	Richard PERRY	MG Midget
1 -	6:53.981	6 - 1:57.578
2 -	2:02.826	7 - 1:56.776
3 -	1:58.976	8 - 1:56.481
4 -	1:57.614	
5 -	1:58.609	
32	Mark TURNER	Austin Healey
1 -	6:32.680	6 - 2:09.565
2 -	2:12.245	7 - 2:08.044
3 -	2:12.271	
4 -	2:08.408	
5 -	2:07.868	
33	Andrew ACTMAN	Austin Healey
1 -	6:31.456	6 - 2:17.305
2 -	2:14.292	7 - 2:06.079
3 -	2:12.341	
4 -	2:08.480	
5 -	2:07.738	
35	Ian WOODBRIDGE	MG Midget
1 -	6:41.920	6 - 2:22.830
2 -	2:29.371	7 - 2:20.023
3 -	2:22.640	
4 -	2:21.496	
5 -	2:21.786	
36	Peter BLANCHET	AH Sprite
1 -	6:47.938	6 - 2:07.836
2 -	2:19.459	7 - 2:07.012
3 -	2:13.571	
4 -	2:09.051	
5 -	2:08.264	
39	Ian STAGG	MG Midget
1 -	6:25.165	6 - 2:13.477
2 -	2:15.187	7 - 2:11.273
3 -	2:13.813	
4 -	2:11.035	
5 -	2:13.948	
40	Peter DIGNAN	Austin Healey Sprite
1 -	6:23.382	
2 -	2:13.273	

Car 40 2 Laps only

These results are provisional until the conclusion of any judicial and technical matters.

Oulton Park
Circuit Length = 2.6920 miles.
Start: 10:23 End: 10:39

Clerk of Course:	Stewards:	Timekeeper:
------------------	-----------	-------------

Actman eyewear MG Midget Challenge

LAP ANALYSIS - RACE 5

(contd.)

63	Dominic MOONEY	MG Midget
1 - 6:17.505	6 - 2:12.828	
2 - 2:15.114	7 - 2:12.456	
3 - 2:14.438		
4 - 2:12.678		
5 - 2:12.645		
64	Ian LANGFORD	MG Midget
1 - 6:41.635	6 - 2:54.471P	
2 - 2:18.139		
3 - 2:15.262		
4 - 2:14.391		
5 - 2:23.955		
66	John COLLINSON	MG Midget
1 - 6:57.516	6 - 2:36.031	
2 - 2:41.735		
3 - 2:41.050		
4 - 2:37.851		
5 - 2:35.890		

Car 40 2 Laps only

These results are provisional until the conclusion of any judicial and technical matters.

Oulton Park
Circuit Length = 2.6920 miles.
Start: 10:23 End: 10:39

Clerk of Course:	Stewards:	Timekeeper:
------------------	-----------	-------------

Actman eyewear MG Midget Challenge

GRID - RACE 5

ROW 9	2:35.890 66 COLLINSON	
ROW 8	2:14.391 64 LANGFORD	2:20.023 35 WOODBRIDGE
ROW 7	2:13.273 40 DIGNAN	2:13.346 10 BAXTER
ROW 6	2:11.035 39 STAGG	2:12.456 63 MOONEY
ROW 5	2:07.868 32 TURNER	2:09.038 8 HELME
ROW 4	2:06.079 33 ACTMAN	2:07.012 36 BLANCHET
ROW 3	1:58.562 3 DUFFEY	1:58.664 4 STORRAR
ROW 2	1:58.111 1 SMALLRIDGE	1:58.381 5 WESTON
ROW 1	1:56.481 11 PERRY	1:58.023 2 REEVE
POLE		

Car 40 2 Laps only

Oulton Park
Circuit Length = 2.6920 miles.
Start: 10:23 End: 10:39

These results are provisional until the conclusion of any judicial and technical matters.

Clerk of Course:	Stewards:	Timekeeper:
------------------	-----------	-------------

Actman eyewear MG Midget Challenge

RACE CLASSIFICATION - RACE 5

POS	NO	CL	NAME	NAT	ENTRY	TIME	LAPS	GAP	MPH	BEST
1	11	A	Richard PERRY		MG Midget	19:52.952	10		81.23	1:57.358
2	2	A	Edward REEVE		MG Midget	19:54.653	10	1.701	81.12	1:56.308
3	4	A	Tim STORRAR		AH Sprite	19:55.374	10	2.422	81.07	1:57.427
4	5	A	David WESTON		MG Midget	20:04.255	10	11.303	80.47	1:57.290
5	3	A	Gill DUFFEY		AH Sprite	20:28.669	10	35.717	78.87	1:59.273
6	32	B	Mark TURNER		Austin Healey	21:18.149	10	1:25.197	75.82	2:04.987
7	33	B	Andrew ACTMAN		Austin Healey	21:23.518	10	1:30.566	75.50	2:05.685
8	36	B	Peter BLANCHET		AH Sprite	21:37.991	10	1:45.039	74.66	2:07.608
9	63	C	Dominic MOONEY		MG Midget	20:23.326	9	1 LAP	71.29	2:12.007
10	35	B	Ian WOODBRIDGE		MG Midget	21:22.491	9	1 LAP	68.00	2:20.123
11	66	C	John COLLINSON		MG Midget	20:57.347	8	2 LAPS	61.66	2:33.502

NOT CLASSIFIED

1	A	William SMALLRIDGE		Mg Midget	14:00.581	7	D.N.F.	80.70	1:57.206
40	B	Peter DIGNAN		Austin Healey Sprite	13:24.640	6	D.N.F.	72.26	2:11.367
10	A	Berni BAXTER		MG Midget	11:03.201	5	D.N.F.	73.06	2:09.691
64	C	Ian LANGFORD		MG Midget	13:40.433	5	D.N.F.	59.06	2:26.097
39	B	Ian STAGG		MG Midget	8:47.874	4	D.N.F.	73.43	2:09.423

FASTEST LAP

2	A	Edward REEVE		MG Midget	1:56.308	10	83.32mph	134.09kph
32	B	Mark TURNER		Austin Healey	2:04.987	3	77.53mph	124.78kph
63	C	Dominic MOONEY		MG Midget	2:12.007	3	73.41mph	118.14kph

These results are provisional until the conclusion of any judicial and technical matters.

Oulton Park
Circuit Length = 2.6920 miles.
Start: 15:24 End: 15:44

Clerk of Course:	Stewards:	Timekeeper:
------------------	-----------	-------------

Actman eyewear MG Midget Challenge

LAP CHART - RACE 5

Lap 1			Lap 2			Lap 3			Lap 4			Lap 5		
No	Behind	Laptime	No	Behind	Laptime	No	Behind	Laptime	No	Behind	Laptime	No	Behind	Laptime
11		2:05.824	11		1:58.927	11		1:58.266	11		1:58.745	11		1:59.687
2	1.289	2:07.113	2	2.124	1:59.762	2	1.802	1:57.944	2	0.536	1:57.479	2	0.301	1:59.452
1	1.514	2:07.338	1	2.433	1:59.846	5	2.713	1:58.521	5	1.258	1:57.290	1	1.928	1:59.761
5	2.261	2:08.085	5	2.458	1:59.124	1	3.393	1:59.226	1	1.854	1:57.206	4	2.133	1:59.637
3	2.901	2:08.725	3	3.247	1:59.273	4	3.501	1:58.399	4	2.183	1:57.427	5	2.478	2:00.907
4	3.285	2:09.109	4	3.368	1:59.010	3	5.336	2:00.355	3	8.080	2:01.489	3	11.621	2:03.228
33	7.420	2:13.244	33	14.178	2:05.685	33	22.596	2:06.684	32	30.365	2:06.236	66	1 LAP	2:37.984
32	8.488	2:14.312	32	16.153	2:06.592	32	22.874	2:04.987	33	30.890	2:07.039	32	35.827	2:05.149
10	12.039	2:17.863	10	22.803	2:09.691	36	33.589	2:08.490	36	42.720	2:07.876	33	37.685	2:06.482
36	12.382	2:18.206	36	23.365	2:09.910	10	35.319	2:10.782	39	46.112	2:09.423	64	1 LAP	2:50.869
39	13.117	2:18.941	39	24.083	2:09.893	39	35.434	2:09.617	10	47.235	2:10.661	36	51.172	2:08.139
63	15.303	2:21.127	40	28.473	2:11.367	40	42.021	2:11.814	40	55.814	2:12.538	10	1:01.752	2:14.204
40	16.033	2:21.857	63	28.968	2:12.592	63	42.709	2:12.007	63	56.638	2:12.674	40	1:09.328	2:13.201
64	20.273	2:26.097	35	48.000	2:23.358	35	1:11.165	2:21.431	35	1:34.253	2:21.833	63	1:13.153	2:16.202
35	23.569	2:29.393	64	1:05.822	2:44.476	66	1:44.417	2:35.546				35	1:55.277	2:20.711
66	32.562	2:38.386	66	1:07.137	2:33.502	64	1:49.052	2:41.496						

Oulton Park
 Circuit Length = 2.6920 miles.
 Start: 15:24 End: 15:44

These results are provisional until the conclusion of any judicial and technical matters.

Clerk of Course:	Stewards:	Timekeeper:
------------------	-----------	-------------

Actman eyewear MG Midget Challenge

LAP CHART - RACE 5

(contd.)

Lap 6			Lap 7			Lap 8			Lap 9			Lap 10		
No	Behind	Laptime	No	Behind	Laptime	No	Behind	Laptime	No	Behind	Laptime	No	Behind	Laptime
11		1:58.682	11		1:58.940	11		1:58.333	11		1:57.358	11		1:58.190
2	0.199	1:58.580	1	1.510	1:59.508	4	1.128	1:57.927	4	2.981	1:59.211	2	1.701	1:56.308
1	0.942	1:57.696	4	1.534	1:59.408	2	1.540	1:57.386	2	3.583	1:59.401	4	2.422	1:57.631
4	1.066	1:57.615	5	2.134	1:58.885	5	6.496	2:02.695	5	9.269	2:00.131	5	11.303	2:00.224
5	2.189	1:58.393	2	2.487	2:01.228	3	23.032	2:03.784	63	1 LAP	2:17.670	63	1 LAP	2:15.485
3	15.128	2:02.189	3	17.581	2:01.393	35	1 LAP	2:23.648	66	2 LAPS	2:38.306	3	35.717	2:04.541
32	42.955	2:05.810	35	1 LAP	2:20.123	32	1:01.412	2:09.219	3	29.366	2:03.692	66	2 LAPS	2:44.519
33	46.097	2:07.094	32	50.526	2:06.511	33	1:07.356	2:10.735	35	1 LAP	2:20.297	32	1:25.197	2:09.437
66	1 LAP	2:35.474	33	54.954	2:07.797	36	1:20.445	2:08.483	32	1:13.950	2:09.896	35	1 LAP	2:21.697
36	1:00.795	2:08.305	36	1:10.295	2:08.440				33	1:19.615	2:09.617	33	1:30.566	2:09.141
40	1:24.509	2:13.863	66	1 LAP	2:33.630				36	1:30.695	2:07.608	36	1:45.039	2:12.534
63	1:30.336	2:15.865	63	1:51.100	2:19.704									
64	1 LAP	2:57.495												

Oulton Park
 Circuit Length = 2.6920 miles.
 Start: 15:24 End: 15:44

These results are provisional until the conclusion of any judicial and technical matters.

Clerk of Course:	Stewards:	Timekeeper:
------------------	-----------	-------------

Thoroughbred Sports Cars

QUALIFYING - RACE 6

POS	NO	CL	NAME	NAT	ENTRY	TIME	LAPS	GAP	MPH
1	35	I	Steve WATTON		TVR Griffith	2:00.182	6		80.63
2	61	C	Mike HAZELWOOD		Triumph TR6	2:02.209	7	2.027	79.30
3	51	B	Russell MCCARTHY		MGB Roadster	2:02.487	7	2.305	79.12
4	88	D	Joe HENDERSON		Triumph TR6	2:02.808	4	2.626	78.91
5	44	B	Peter SAMUELS		MGB Roadster	2:04.557	7	4.375	77.80
6	78	C	Dave McDONALD		Triumph TR4	2:04.795	7	4.613	77.65
7	71	I	Graham PADDICK		Jaguar Replica D Type	2:05.111	7	4.929	77.46
8	10	C	Dave BAILEY		Triumph TR4	2:06.023	7	5.841	76.90
9	48	B	Joe PARRINGTON		MGB GT V8	2:08.856	7	8.674	75.21
10	45	C	Steve CHAPMAN		Triumph TR4	2:08.872	7	8.690	75.20
11	60	C	Nick McCAFFREY		Jaguar E Type	2:11.378	7	11.196	73.76
12	92	D	Roy McCARTHY		MGB GT V8	8:44.836	1	6:44.654	18.46

Car 92 1 Lap only

Oulton Park
Circuit Length = 2.6920 miles.
Start: 10:47 End: 11:18

These results are provisional until the conclusion of any judicial and technical matters.

Clerk of Course:	Stewards:	Timekeeper:
------------------	-----------	-------------

Thoroughbred Sports Cars

LAP ANALYSIS - RACE 6

10	Dave BAILEY	Triumph TR4
1 - 8:51.150	6 - 2:06.023	
2 - X:00.000	7 - 2:08.769	
3 - 2:10.037		
4 - 2:21.024		
5 - 2:09.855		
35	Steve WATTON	TVR Griffith
1 - 8:38.679	6 - 2:04.700P	
2 - X:00.000		
3 - 2:02.525		
4 - 2:01.243		
5 - 2:00.182		
44	Peter SAMUELS	MGB Roadster
1 - 8:56.003	6 - 2:05.850	
2 - X:00.000	7 - 2:08.920	
3 - 2:04.833		
4 - 2:05.621		
5 - 2:04.557		
45	Steve CHAPMAN	Triumph TR4
1 - 8:49.779	6 - 2:09.439	
2 - X:00.000	7 - 2:08.872	
3 - 2:12.689		
4 - 2:11.930		
5 - 2:10.479		
48	Joe PARRINGTON	MGB GT V8
1 - 8:53.597	6 - 2:08.856	
2 - X:00.000	7 - 2:11.388	
3 - 2:12.483		
4 - 2:20.691		
5 - 2:10.316		
51	Russell MCCARTHY	MGB Roadster
1 - 8:55.137	6 - 2:02.487	
2 - X:00.000	7 - 2:02.735	
3 - 2:03.747		
4 - 2:02.566		
5 - 2:03.130		
60	Nick McCAFFREY	Jaguar E Type
1 - 8:49.670	6 - 2:12.913	
2 - X:00.000	7 - 2:11.378	
3 - 2:16.228		
4 - 2:19.087		
5 - 2:11.528		

Car 92 1 Lap only

These results are provisional until the conclusion of any judicial and technical matters.

Oulton Park
Circuit Length = 2.6920 miles.
Start: 10:47 End: 11:18

Clerk of Course:	Stewards:	Timekeeper:
------------------	-----------	-------------

Thoroughbred Sports Cars

LAP ANALYSIS - RACE 6

(contd.)

61	Mike HAZELWOOD	Triumph TR6
1 -	8:37.727	6 - 2:02.209
2 -	X:00.000	7 - 2:02.240
3 -	2:03.630	
4 -	2:04.481	
5 -	2:02.896	
71	Graham PADDICK	Jaguar Replica D Type
1 -	8:50.507	6 - 2:09.893
2 -	X:00.000	7 - 2:05.111
3 -	2:09.914	
4 -	2:07.783	
5 -	2:05.886	
78	Dave McDONALD	Triumph TR4
1 -	8:48.509	6 - 2:04.795
2 -	X:00.000	7 - 2:05.571
3 -	2:10.217	
4 -	2:07.731	
5 -	2:05.905	
88	Joe HENDERSON	Triumph TR6
1 -	8:52.543	
2 -	X:00.000	
3 -	2:02.808	
4 -	3:20.780P	
92	Roy McCARTHY	MGB GT V8
1 -	8:44.836	

Car 92 1 Lap only


These results are provisional until the conclusion of any judicial and technical matters.

Oulton Park
Circuit Length = 2.6920 miles.
Start: 10:47 End: 11:18

Clerk of Course:	Stewards:	Timekeeper:
------------------	-----------	-------------

Thoroughbred Sports Cars

GRID - RACE 6

ROW 6	2:11.378 60 McCAFFREY	8:44.836 92 McCARTHY
ROW 5	2:08.856 48 PARRINGTON	2:08.872 45 CHAPMAN
ROW 4	2:05.111 71 PADDICK	2:06.023 10 BAILEY
ROW 3	2:04.557 44 SAMUELS	2:04.795 78 McDONALD
ROW 2	2:02.487 51 MCCARTHY	2:02.808 88 HENDERSON
ROW 1	2:00.182 35 WATTON	2:02.209 61 HAZELWOOD
POLE		
		

Car 92 1 Lap only

Oulton Park
Circuit Length = 2.6920 miles.
Start: 10:47 End: 11:18

These results are provisional until the conclusion of any judicial and technical matters.

Clerk of Course:	Stewards:	Timekeeper:
------------------	-----------	-------------

Thoroughbred Sports Cars

RACE CLASSIFICATION - RACE 6

POS	NO	CL	NAME	NAT	ENTRY	TIME	LAPS	GAP	MPH	BEST
1	35	I	Steve WATTON		TVR Griffith	20:11.384	10		80.00	1:58.412
2	92	D	Roy McCARTHY		MGB GT V8	20:16.295	10	4.911	79.67	1:58.659
3	61	C	Mike HAZELWOOD		Triumph TR6	20:42.890	10	31.506	77.97	2:02.654
4	51	B	Russell MCCARTHY		MGB Roadster	20:47.560	10	36.176	77.68	2:02.872
5	78	C	Dave McDONALD		Triumph TR4	20:58.156	10	46.772	77.02	2:03.537
6	71	I	Graham PADDICK		Jaguar Replica D Type	21:12.539	10	1:01.155	76.15	2:03.599
7	48	B	Joe PARRINGTON		MGB GT V8	21:46.098	10	1:34.714	74.20	2:08.988
8	45	C	Steve CHAPMAN		Triumph TR4	21:57.211	10	1:45.827	73.57	2:08.620
9	60	C	Nick McCAFFREY		Jaguar E Type	22:13.305	10	2:01.921	72.68	2:09.383

NOT CLASSIFIED

44	B	Peter SAMUELS		MGB Roadster	10:27.722	5	D.N.F.	77.19	2:03.011
----	---	---------------	--	--------------	-----------	---	--------	-------	----------

FASTEST LAP

35	I	Steve WATTON		TVR Griffith	1:58.412	4	81.84mph	131.71kph
92	D	Roy McCARTHY		MGB GT V8	1:58.659	4	81.67mph	131.43kph
61	C	Mike HAZELWOOD		Triumph TR6	2:02.654	5	79.01mph	127.15kph
51	B	Russell MCCARTHY		MGB Roadster	2:02.872	2	78.87mph	126.93kph

Oulton Park
Circuit Length = 2.6920 miles.
Start: 15:56 End: 16:17

These results are provisional until the conclusion of any judicial and technical matters.

Clerk of Course:	Stewards:	Timekeeper:
------------------	-----------	-------------

Thoroughbred Sports Cars

LAP CHART - RACE 6

Lap 1			Lap 2			Lap 3			Lap 4			Lap 5		
No	Behind	Laptime	No	Behind	Laptime	No	Behind	Laptime	No	Behind	Laptime	No	Behind	Laptime
35		2:09.324	92		1:58.794	35		2:00.102	35		1:58.412	35		1:59.579
92	0.538	2:09.862	35	0.179	1:59.511	92	0.726	2:01.007	92	0.973	1:58.659	92	0.967	1:59.573
51	1.895	2:11.219	51	5.435	2:02.872	51	8.082	2:02.928	51	12.948	2:03.278	51	17.108	2:03.739
61	2.789	2:12.113	61	7.477	2:04.020	61	10.312	2:03.116	61	14.664	2:02.764	61	17.739	2:02.654
44	3.626	2:12.950	44	8.288	2:03.994	44	11.018	2:03.011	44	16.176	2:03.570	44	20.794	2:04.197
71	3.907	2:13.231	71	9.642	2:05.067	71	12.960	2:03.599	78	19.751	2:04.359	78	23.806	2:03.634
78	5.696	2:15.020	78	10.548	2:04.184	78	13.804	2:03.537	71	20.318	2:05.770	71	25.057	2:04.318
48	8.553	2:17.877	48	18.209	2:08.988	48	27.854	2:09.926	45	38.278	2:08.620	48	49.497	2:10.382
45	9.106	2:18.430	45	19.490	2:09.716	45	28.070	2:08.861	48	38.694	2:09.252	45	50.978	2:12.279
60	9.831	2:19.155	60	21.014	2:10.515	60	30.935	2:10.202	60	41.998	2:09.475	60	51.802	2:09.383

Oulton Park
 Circuit Length = 2.6920 miles.
 Start: 15:56 End: 16:17

These results are provisional until the conclusion of any judicial and technical matters.

Clerk of Course:	Stewards:	Timekeeper:
------------------	-----------	-------------

Thoroughbred Sports Cars

LAP CHART - RACE 6

(contd.)

Lap 6			Lap 7			Lap 8			Lap 9			Lap 10		
No	Behind	Laptime	No	Behind	Laptime	No	Behind	Laptime	No	Behind	Laptime	No	Behind	Laptime
35		1:58.597	35		2:00.769	35		2:01.234	35		2:00.526	35		2:03.330
92	2.533	2:00.163	92	3.347	2:01.583	92	4.605	2:02.492	92	5.898	2:01.819	92	4.911	2:02.343
51	21.957	2:03.446	61	26.249	2:04.545	61	28.144	2:03.129	61	30.587	2:02.969	61	31.506	2:04.249
61	22.473	2:03.331	51	27.520	2:06.332	51	30.098	2:03.812	51	34.385	2:04.813	51	36.176	2:05.121
78	30.157	2:04.948	78	35.808	2:06.420	78	39.897	2:05.323	78	45.334	2:05.963	78	46.772	2:04.768
71	33.290	2:06.830	71	39.947	2:07.426	71	46.780	2:08.067	71	54.544	2:08.290	71	1:01.155	2:09.941
48	1:01.024	2:10.124	48	1:10.266	2:10.011	48	1:19.418	2:10.386	48	1:28.008	2:09.116	48	1:34.714	2:10.036
45	1:04.841	2:12.460	45	1:15.393	2:11.321	45	1:26.189	2:12.030	45	1:37.092	2:11.429	45	1:45.827	2:12.065
60	1:07.279	2:14.074	60	1:18.085	2:11.575	60	1:33.420	2:16.569	60	1:45.623	2:12.729	60	2:01.921	2:19.628

Oulton Park
 Circuit Length = 2.6920 miles.
 Start: 15:56 End: 16:17

These results are provisional until the conclusion of any judicial and technical matters.

Clerk of Course:	Stewards:	Timekeeper:
------------------	-----------	-------------

**Invitation FF1600
QUALIFYING - RACE 7**

POS	NO	CL	NAME	NAT	ENTRY	TIME	LAPS	GAP	MPH
1	65		Keith DEMPSEY		Swift SC92	1:49.922	5		88.16
2	22		Morgan DEMPSEY		Swift SC92	1:50.493	5	0.571	87.70
3	44		John LOEBELL		Van Diemen RF90	1:50.920	5	0.998	87.37
4	7		Mark CHADWICK		Van Diemen RF04	1:51.229	5	1.307	87.12
5	15		John FREGUSON		Ray GR06	1:51.269	4	1.347	87.09
6	16		Declan QUIGLEY		Reynard RF89	1:51.981	5	2.059	86.54
7	10		Matthew GILMORE		Van Diemen RF92	1:52.436	5	2.514	86.19
8	84		Stephen MAWHINNEY		Crossle 32F	1:54.247	5	4.325	84.82
9	2		Lee CHATBURN		Van Diemen RF90	1:54.451	5	4.529	84.67
10	91		James Y HAGAN		Crossle 32F	1:55.051	5	5.129	84.23
11	19		John MURPHY		Van Diemen RF95	1:55.507	5	5.585	83.90
12	5		Ken PARKINSON		Van Diemen RF92	1:55.598	5	5.676	83.83
13	20		Dr Norman DIXON		Crossle 32F	1:56.223	5	6.301	83.38
14	9		Hugh GRAHAM		Reynard RF84	1:56.566	5	6.644	83.13
15	78		Seamus WILD		Swift SC93F	1:59.086	5	9.164	81.38
16	12		Martin COWBURN		Van Diemen RF91	1:59.261	4	9.339	81.26
17	99		Ryan CAMPBELL		Reynard RF93	2:00.094	5	10.172	80.69
18	89		Natalie MURPHY		Van Diemen RF85	2:00.928	5	11.006	80.14
19	90		Henry CAMPBELL		Crossle 32F	2:03.021	4	13.099	78.77

Car 89 Please Fit Transponder

Red Flag at 11:34

These results are provisional until the conclusion of any judicial and technical matters.

Oulton Park

Circuit Length = 2.6920 miles.

Start: 11:23

Clerk of Course:	Stewards:	Timekeeper:
------------------	-----------	-------------

**Invitation FF1600
LAP ANALYSIS - 7**

2	Lee CHATBURN	Van Diemen RF90
1 - 4:25.673 2 - 1:54.722 3 - 1:55.270 4 - 1:54.451 5 - 1:58.585		
5	Ken PARKINSON	Van Diemen RF92
1 - 4:24.158 2 - 1:55.606 3 - 1:56.781 4 - 1:55.598 5 - 1:58.955		
7	Mark CHADWICK	Van Diemen RF04
1 - 4:26.917 2 - 1:53.592 3 - 1:51.229 4 - 1:51.933 5 - 1:51.455		
9	Hugh GRAHAM	Reynard RF84
1 - 4:37.781 2 - 1:59.474 3 - 1:57.111 4 - 1:56.566 5 - 1:57.296		
10	Matthew GILMORE	Van Diemen RF92
1 - 5:07.944 2 - 2:03.635 3 - 1:52.908 4 - 1:52.840 5 - 1:52.436		
12	Martin COWBURN	Van Diemen RF91
1 - 4:41.540 2 - 2:00.299 3 - 1:59.859 4 - 1:59.261		
15	John FREGUSON	Ray GR06
1 - 4:30.582 2 - 1:51.551 3 - 1:53.336 4 - 1:51.269		

**Invitation FF1600
LAP ANALYSIS - 7**

(contd.)

16	Declan QUIGLEY	Reynard RF89
1 - 4:25.458 2 - 1:53.884 3 - 1:51.981 4 - 1:53.473 5 - 1:52.557		
19	John MURPHY	Van Diemen RF95
1 - 4:38.203 2 - 1:57.559 3 - 1:55.507 4 - 1:55.580 5 - 1:56.635		
20	Dr Norman DIXON	Crossle 32F
1 - 4:26.487 2 - 1:58.616 3 - 1:56.223 4 - 1:56.477 5 - 1:57.010		
22	Morgan DEMPSEY	Swift SC92
1 - 4:20.422 2 - 1:51.632 3 - 1:50.623 4 - 1:55.783 5 - 1:50.493		
44	John LOEBELL	Van Diemen RF90
1 - 4:20.187 2 - 1:53.584 3 - 1:50.920 4 - 1:51.021 5 - 1:51.748		
65	Keith DEMPSEY	Swift SC92
1 - 4:21.767 2 - 1:51.768 3 - 1:49.922 4 - 1:50.626 5 - 1:57.300		
78	Seamus WILD	Swift SC93F
1 - 4:58.887 2 - 1:59.425 3 - 1:59.086 4 - 1:59.260 5 - 2:00.208		

**Invitation FF1600
LAP ANALYSIS - 7**

(contd.)

84	Stephen MAWHINNEY	Crossle 32F
1 - 4:31.091 2 - 1:54.247 3 - 1:55.051 4 - 1:54.647 5 - 1:57.161		
89	Natalie MURPHY	Van Diemen RF85
1 - 4:54.444 2 - 2:01.711 3 - 2:00.928 4 - 2:03.246 5 - 2:03.364		
90	Henry CAMPBELL	Crossle 32F
1 - 4:56.164 2 - 2:03.021 3 - 2:12.947P 4 - 2:56.262		
91	James Y HAGAN	Crossle 32F
1 - 4:40.245 2 - 1:59.504 3 - 1:55.051 4 - 2:00.158 5 - 1:56.495		
99	Ryan CAMPBELL	Reynard RF93
1 - 4:55.285 2 - 2:01.576 3 - 2:02.132 4 - 2:03.101 5 - 2:00.094		

Invitation FF1600

GRID RACE 7

ROW 10	2:03.021 90 CAMPBELL	
ROW 9	2:00.094 99 CAMPBELL	2:00.928 89 MURPHY
ROW 8	1:59.086 78 WILD	1:59.261 12 COWBURN
ROW 7	1:56.223 20 DIXON	1:56.566 9 GRAHAM
ROW 6	1:55.507 19 MURPHY	1:55.598 5 PARKINSON
ROW 5	1:54.451 2 CHATBURN	1:55.051 91 HAGAN
ROW 4	1:52.436 10 GILMORE	1:54.247 84 MAWHINNEY
ROW 3	1:51.269 15 FREGUSON	1:51.981 16 QUIGLEY
ROW 2	1:50.920 44 LOEBELL	1:51.229 7 CHADWICK
ROW 1	1:49.922 65 DEMPSEY	1:50.493 22 DEMPSEY
	POLE	

Car 89 Please Fit Transponder
Red Flag at 11:34

These results are provisional until the conclusion of any judicial and technical matters.

Oulton Park
Circuit Length = 2.6920 miles.
Start: 11:23

Clerk of Course:

Stewards:

Timekeeper:

Invitation FF1600

RACE CLASSIFICATION - RACE 7

POS	NO	CL	NAME	NAT	ENTRY	TIME	LAPS	GAP	MPH	BEST
1	22	A	Morgan DEMPSEY		Swift SC92	20:20.800	11		87.32	1:49.724
2	65	A	Keith DEMPSEY		Swift SC92	20:20.906	11	0.106	87.31	1:49.616
3	10	B	Matthew GILMORE		Van Diemen RF92	20:34.672	11	13.872	86.34	1:50.576
4	7	A	Mark CHADWICK		Van Diemen RF04	20:34.811	11	14.011	86.33	1:50.982
5	44	A	John LOEBELL		Van Diemen RF90	20:38.247	11	17.447	86.09	1:51.359
6	15	A	John FREGUSON		Ray GR06	20:39.133	11	18.333	86.03	1:51.124
7	2	A	Lee CHATBURN		Van Diemen RF90	21:03.117	11	42.317	84.39	1:52.844
8	84	D	Stephen MAWHINNEY		Crossle 32F	21:03.335	11	42.535	84.38	1:53.683
9	16	B	Declan QUIGLEY		Reynard RF89	21:12.216	11	51.416	83.79	1:52.869
10	91	D	James Y HAGAN		Crossle 32F	21:14.949	11	54.149	83.61	1:53.327
11	9	C	Hugh GRAHAM		Reynard RF84	21:24.206	11	1:03.406	83.01	1:54.441
12	78	A	Seamus WILD		Swift SC93F	21:52.978	11	1:32.178	81.19	1:56.736
13	99	C	Ryan CAMPBELL		Reynard RF93	22:10.219	11	1:49.419	80.14	1:55.999
14	90	C	Henry CAMPBELL		Crossle 32F	22:22.483	11	2:01.683	79.40	2:00.040
15	89	C	Natalie MURPHY		Van Diemen RF85	20:29.104	10	1 LAP	78.84	2:00.399
16	12	A	Martin COWBURN		Van Diemen RF91	20:30.723	10	1 LAP	78.74	1:55.965

NOT CLASSIFIED

19	A	John MURPHY		Van Diemen RF95	19:36.262	10	D.N.F.	82.39	1:52.988
5	A	Ken PARKINSON		Van Diemen RF92	19:43.588	10	D.N.F.	81.88	1:53.991
20	D	Dr Norman DIXON		Crossle 32F	20:02.234	10	D.N.F.	80.61	1:54.279

FASTEST LAP

65	A	Keith DEMPSEY		Swift SC92	1:49.616	10	88.41mph	142.28kph
10	B	Matthew GILMORE		Van Diemen RF92	1:50.576	5	87.64mph	141.04kph
91	D	James Y HAGAN		Crossle 32F	1:53.327	4	85.51mph	137.62kph
9	C	Hugh GRAHAM		Reynard RF84	1:54.441	7	84.68mph	136.28kph

These results are provisional until the conclusion of any judicial and technical matters.

Oulton Park
Circuit Length = 2.6920 miles.
Start: 16:35 End: 16:55

Clerk of Course:	Stewards:	Timekeeper:
------------------	-----------	-------------

**Invitation FF1600
LAP CHART - RACE 7**

Lap 1			Lap 2			Lap 3			Lap 4			Lap 5		
No	Behind	Laptime	No	Behind	Laptime	No	Behind	Laptime	No	Behind	Laptime	No	Behind	Laptime
22		1:57.021	22		1:50.784	22		1:50.699	22		1:50.116	22		1:50.290
65	0.241	1:57.262	65	0.401	1:50.944	65	0.192	1:50.490	65	0.351	1:50.275	65	0.303	1:50.242
7	1.590	1:58.611	7	3.173	1:52.367	7	4.421	1:51.947	7	5.387	1:51.082	7	6.256	1:51.159
44	2.471	1:59.492	44	3.989	1:52.302	44	4.869	1:51.579	10	6.303	1:50.943	10	6.589	1:50.576
15	3.117	2:00.138	15	4.620	1:52.287	15	5.305	1:51.384	44	6.867	1:52.114	44	8.130	1:51.553
10	3.217	2:00.238	10	4.857	1:52.424	10	5.476	1:51.318	15	8.304	1:53.115	15	9.921	1:51.907
84	4.676	2:01.697	84	8.002	1:54.110	84	11.954	1:54.651	84	15.706	1:53.868	84	19.099	1:53.683
91	5.933	2:02.954	91	10.490	1:55.341	91	13.491	1:53.700	91	16.702	1:53.327	2	22.759	1:55.017
16	6.057	2:03.078	19	11.403	1:55.181	2	14.885	1:54.133	2	18.032	1:53.263	91	22.766	1:56.354
19	7.006	2:04.027	2	11.451	1:55.054	19	15.769	1:55.065	19	18.641	1:52.988	19	23.333	1:54.982
2	7.181	2:04.202	16	14.553	1:59.280	16	17.996	1:54.142	16	21.521	1:53.641	16	24.403	1:53.172
20	8.408	2:05.429	20	15.638	1:58.014	20	21.812	1:56.873	9	28.112	1:56.275	9	33.217	1:55.395
9	9.552	2:06.573	9	16.236	1:57.468	9	21.953	1:56.416	5	28.863	1:56.554	5	33.793	1:55.220
5	10.794	2:07.815	5	16.843	1:56.833	5	22.425	1:56.281	20	29.365	1:57.669	20	34.013	1:54.938
78	11.977	2:08.998	78	19.737	1:58.544	78	27.640	1:58.602	78	35.446	1:57.922	78	42.067	1:56.911
99	12.657	2:09.678	99	20.066	1:58.193	99	28.174	1:58.807	99	36.112	1:58.054	99	42.546	1:56.724
12	13.393	2:10.414	12	20.937	1:58.328	12	28.881	1:58.643	12	36.922	1:58.157	12	43.374	1:56.742
90	14.645	2:11.666	90	23.943	2:00.082	90	34.074	2:00.830	90	44.585	2:00.627	90	55.220	2:00.925
89	15.234	2:12.255	89	24.849	2:00.399	89	35.063	2:00.913	89	45.974	2:01.027	89	56.914	2:01.230

Oulton Park
Circuit Length = 2.6920 miles.
Start: 16:35 End: 16:55

These results are provisional until the conclusion of any judicial and technical matters.

Clerk of Course:	Stewards:	Timekeeper:
------------------	-----------	-------------

**Invitation FF1600
LAP CHART - RACE 7**

(contd.)

Lap 6			Lap 7			Lap 8			Lap 9			Lap 10		
No	Behind	Laptime	No	Behind	Laptime	No	Behind	Laptime	No	Behind	Laptime	No	Behind	Laptime
22		1:49.968	22		1:50.110	22		1:50.018	22		1:50.116	22		1:49.724
65	0.294	1:49.959	65	0.288	1:50.104	65	0.265	1:49.995	65	0.762	1:50.613	65	0.654	1:49.616
7	7.605	1:51.317	7	9.737	1:52.242	7	10.701	1:50.982	10	11.767	1:50.945	7	13.881	1:51.669
10	8.013	1:51.392	10	9.823	1:51.920	10	10.938	1:51.133	7	11.936	1:51.351	10	13.958	1:51.915
44	9.521	1:51.359	44	10.990	1:51.579	44	12.792	1:51.820	44	14.478	1:51.802	44	16.338	1:51.584
15	11.096	1:51.143	15	12.110	1:51.124	15	13.569	1:51.477	15	15.114	1:51.661	15	17.144	1:51.754
84	23.332	1:54.201	84	27.820	1:54.598	84	32.011	1:54.209	84	36.158	1:54.263	2	39.438	1:52.919
2	26.319	1:53.528	2	30.420	1:54.211	2	33.246	1:52.844	2	36.243	1:53.113	84	40.319	1:53.885
19	27.341	1:53.976	19	31.200	1:53.969	19	34.613	1:53.431	91	41.504	1:55.375	91	45.605	1:53.825
91	27.521	1:54.723	91	31.742	1:54.331	16	34.681	1:52.869	16	43.272	1:58.707	16	46.499	1:52.951
16	27.629	1:53.194	16	31.830	1:54.311	91	36.245	1:54.521	9	53.267	1:56.085	9	58.549	1:55.006
9	37.920	1:54.671	9	42.251	1:54.441	9	47.298	1:55.065	5	54.240	1:55.736	19	1:07.416	2:02.884
5	38.785	1:54.960	5	42.666	1:53.991	5	48.620	1:55.972	19	54.256	2:09.759	5	1:14.742	2:10.226
20	38.937	1:54.892	20	43.106	1:54.279	78	1:02.576	1:56.930	78	1:09.587	1:57.127	78	1:18.641	1:58.778
78	49.038	1:56.939	78	55.664	1:56.736	12	1:04.919	1:57.929	12	1:10.768	1:55.965	20	1:33.388	2:04.845
12	50.502	1:57.096	12	57.008	1:56.616	99	1:05.568	1:58.225	99	1:11.451	1:55.999	99	1:33.987	2:12.260
99	51.296	1:58.718	99	57.361	1:56.175	20	1:12.963	2:19.875	20	1:18.267	1:55.420	90	1:47.619	2:01.464
90	1:05.503	2:00.251	90	1:15.508	2:00.115	90	1:25.530	2:00.040	90	1:35.879	2:00.465			
89	1:09.080	2:02.134	89	1:20.885	2:01.915	89	1:33.619	2:02.752	89	1:45.194	2:01.691			

Oulton Park
Circuit Length = 2.6920 miles.
Start: 16:35 End: 16:55

These results are provisional until the conclusion of any judicial and technical matters.

Clerk of Course:	Stewards:	Timekeeper:
------------------	-----------	-------------

**Invitation FF1600
LAP CHART - RACE 7**

(contd.)

Lap 11			Lap 12			Lap 13			Lap 14			Lap 15		
No	Behind	Laptime	No	Behind	Laptime	No	Behind	Laptime	No	Behind	Laptime	No	Behind	Laptime
22		1:51.954												
65	0.106	1:51.406												
89	1 LAP	2:04.788												
12	1 LAP	2:40.833P												
10	13.872	1:51.868												
7	14.011	1:52.084												
44	17.447	1:53.063												
15	18.333	1:53.143												
2	42.317	1:54.833												
84	42.535	1:54.170												
16	51.416	1:56.871												
91	54.149	2:00.498												
9	1:03.406	1:56.811												
78	1:32.178	2:05.491												
99	1:49.419	2:07.386												
90	2:01.683	2:06.018												

Oulton Park
Circuit Length = 2.6920 miles.
Start: 16:35 End: 16:55

These results are provisional until the conclusion of any judicial and technical matters.

Clerk of Course:	Stewards:	Timekeeper:
------------------	-----------	-------------

Moss Europe TR Register/TSCC Championship Race

QUALIFYING - RACE 8

POS	NO	CL	NAME	NAT	ENTRY	TIME	LAPS	GAP	MPH
1	42	F	Hugh MAUND		Triumph TR7 V8	2:04.023	7		78.14
2	3	F	Jon WOLFE		Triumph TR7 V8	2:04.273	7	0.250	77.98
3	6	F	Steve CRANE		Triumph TR7 V8	2:04.756	7	0.733	77.68
4	7	F	Martyn ADAMS		Triumph TR7	2:05.578	7	1.555	77.17
5	10	D	David BAILEY		Triumph TR4	2:06.322	7	2.299	76.71
6	59	E	Jon WHITELEY		Triumph TR6	2:10.252	7	6.229	74.40
7	41	D	Mark HUMPHRIES		Triumph TR7 V8	2:12.888	7	8.865	72.92
8	60	C	Simon CONGDON		Triumph Spitfire	2:12.912	7	8.889	72.91
9	17	D	Craig JEPSON		Triumph TR7 V8	2:14.987	7	10.964	71.79
10	52	C	Dave THOMPSON		Triumph GT6	2:15.079	7	11.056	71.74
11	75	H	John DAVIES		Triumph Vitesse Estate	2:19.706	6	15.683	69.36
12	46	H	Neil REVINGTON		Triumph TR5	2:21.394	7	17.371	68.54
13	21	C	Nigel GIBBINS		Triumph Spitfire	2:29.215	3	25.192	64.94
14	43	A	Michael DAVIS		Triumph Spitfire	2:31.549	6	27.526	63.94
15	51	C	Ian SMYTHE		Triumph Spitfire	2:41.721	3	37.698	59.92

Oulton Park
 Circuit Length = 2.6920 miles.
 Start: 11:42 End: 11:57

These results are provisional until the conclusion of any judicial and technical matters.

Clerk of Course:	Stewards:	Timekeeper:
------------------	-----------	-------------

Moss Europe TR Register/TSCC Championship Race

LAP ANALYSIS - RACE 8

3	Jon WOLFE	Triumph TR7 V8
1 - 9:59.557	6 - 2:05.298	
2 - 2:08.425	7 - 2:04.273	
3 - 2:05.902		
4 - 2:05.584		
5 - 2:08.543		
6	Steve CRANE	Triumph TR7 V8
1 - 9:55.567	6 - 2:06.970	
2 - 2:11.555	7 - 2:04.756	
3 - 2:08.074		
4 - 2:05.042		
5 - 2:05.267		
7	Martyn ADAMS	Triumph TR7
1 - 9:54.830	6 - 2:05.578	
2 - 2:15.774	7 - 2:06.812	
3 - 2:08.345		
4 - 2:08.238		
5 - 2:06.672		
10	David BAILEY	Triumph TR4
1 - 9:42.983	6 - 2:06.322	
2 - 2:07.735	7 - 2:07.186	
3 - 2:06.445		
4 - 2:39.522		
5 - 2:09.041		
17	Craig JEPSON	Triumph TR7 V8
1 - X:00.000	6 - 2:14.987	
2 - 2:20.417	7 - 2:15.081	
3 - 2:18.999		
4 - 2:18.365		
5 - 2:15.784		
21	Nigel GIBBINS	Triumph Spitfire
1 - X:00.000		
2 - 2:29.215		
3 - 3:02.616P		
41	Mark HUMPHRIES	Triumph TR7 V8
1 - X:00.000	6 - 2:13.193	
2 - 2:20.507	7 - 2:12.888	
3 - 2:14.929		
4 - 2:13.868		
5 - 2:13.632		

Moss Europe TR Register/TSCC Championship Race

LAP ANALYSIS - RACE 8

(contd.)

42	Hugh MAUND	Triumph TR7 V8
1 -	9:48.071	6 - 2:06.147
2 -	2:06.289	7 - 2:04.023
3 -	2:06.159	
4 -	2:06.243	
5 -	2:04.338	
43	Michael DAVIS	Triumph Spitfire
1 -	X:00.000	6 - 2:34.006
2 -	2:34.044	
3 -	2:32.754	
4 -	2:31.549	
5 -	2:32.085	
46	Neil REVINGTON	Triumph TR5
1 -	X:00.000	6 - 2:21.394
2 -	2:26.799	7 - 2:22.166
3 -	2:26.610	
4 -	2:23.133	
5 -	2:21.609	
51	Ian SMYTHE	Triumph Spitfire
1 -	X:00.000	
2 -	2:41.721	
3 -	3:00.703P	
52	Dave THOMPSON	Triumph GT6
1 -	X:00.000	6 - 2:15.593
2 -	2:22.049	7 - 2:15.079
3 -	2:19.880	
4 -	2:18.271	
5 -	2:17.177	
59	Jon WHITELEY	Triumph TR6
1 -	X:00.000	6 - 2:11.202
2 -	2:24.453	7 - 2:10.252
3 -	2:28.097	
4 -	2:12.671	
5 -	2:10.996	
60	Simon CONGDON	Triumph Spitfire
1 -	9:59.405	6 - 2:15.368
2 -	2:21.958	7 - 2:12.912
3 -	2:17.558	
4 -	2:16.571	
5 -	2:17.428	


**Moss Europe TR Register/TSCC Championship Race
LAP ANALYSIS - RACE 8**

(contd.)

75	John DAVIES	Triumph Vitesse Estate
1 - X:00.000	6 - 2:22.463	
2 - 2:24.034		
3 - 2:26.647		
4 - 2:19.706		
5 - 2:21.855		

Moss Europe TR Register/TSCC Championship Race

GRID - RACE 8

ROW 8	2:41.721 51 SMYTHE	
ROW 7	2:29.215 21 GIBBINS	2:31.549 43 DAVIS
ROW 6	2:19.706 75 DAVIES	2:21.394 46 REVINGTON
ROW 5	2:14.987 17 JEPSON	2:15.079 52 THOMPSON
ROW 4	2:12.888 41 HUMPHRIES	2:12.912 60 CONGDON
ROW 3	2:06.322 10 BAILEY	2:10.252 59 WHITELEY
ROW 2	2:04.756 6 CRANE	2:05.578 7 ADAMS
ROW 1	2:04.023 42 MAUND	2:04.273 3 WOLFE
	POLE	
		

Oulton Park
Circuit Length = 2.6920 miles.
Start: 11:42 End: 11:57

These results are provisional until the conclusion of any judicial and technical matters.

Clerk of Course:

Stewards:

Timekeeper:

Moss Europe TR Register/TSCC Championship Race

RACE CLASSIFICATION - RACE 8

POS	NO	CL	NAME	NAT	ENTRY	TIME	LAPS	GAP	MPH	BEST
1	3	F	Jon WOLFE		Triumph TR7 V8	20:50.038	10		77.52	1:59.911
2	7	F	Martyn ADAMS		Triumph TR7	21:21.441	10	31.403	75.62	2:05.765
3	10	D	David BAILEY		Triumph TR4	21:24.135	10	34.097	75.46	2:05.696
4	6	F	Steve CRANE		Triumph TR7 V8	21:54.003	10	1:03.965	73.75	2:05.082
5	41	D	Mark HUMPHRIES		Triumph TR7 V8	22:08.704	10	1:18.666	72.93	2:08.635
6	17	D	Craig JEPSON		Triumph TR7 V8	22:21.569	10	1:31.531	72.23	2:08.344
7	52	C	Dave THOMPSON		Triumph GT6	23:20.186	10	2:30.148	69.21	2:13.285
8	46	H	Neil REVINGTON		Triumph TR5	20:51.659	9	1 LAP	69.68	2:16.325
9	75	H	John DAVIES		Triumph Vitesse Estate	20:53.669	9	1 LAP	69.57	2:15.912
10	43	A	Michael DAVIS		Triumph Spitfire	20:53.661	8	2 LAPS	61.84	2:30.483

NOT CLASSIFIED

60	C	Simon CONGDON	Triumph Spitfire	13:40.358	6	D.N.F.	70.88	2:13.821
42	F	Hugh MAUND	Triumph TR7 V8		0	D.N.F.	N/A	
59	E	Jon WHITELEY	Triumph TR6		0	D.N.F.	N/A	

FASTEST LAP

3	F	Jon WOLFE	Triumph TR7 V8	1:59.911	6	80.82mph	130.06kph
10	D	David BAILEY	Triumph TR4	2:05.696	7	77.10mph	124.08kph
52	C	Dave THOMPSON	Triumph GT6	2:13.285	6	72.71mph	117.01kph
75	H	John DAVIES	Triumph Vitesse Estate	2:15.912	6	71.30mph	114.75kph
43	A	Michael DAVIS	Triumph Spitfire	2:30.483	8	64.40mph	103.64kph

Oulton Park
Circuit Length = 2.6920 miles.
Start: 17:13 End: 17:34

These results are provisional until the conclusion of any judicial and technical matters.

Clerk of Course:	Stewards:	Timekeeper:
------------------	-----------	-------------

Moss Europe TR Register/TSCC Championship Race

LAP CHART - RACE 8

Lap 1			Lap 2			Lap 3			Lap 4			Lap 5		
No	Behind	Laptime	No	Behind	Laptime	No	Behind	Laptime	No	Behind	Laptime	No	Behind	Laptime
6		2:16.584	6		2:06.212	6		2:05.217	6		2:05.163	6		2:05.082
10	1.526	2:18.110	10	3.975	2:08.661	7	6.393	2:06.902	3	7.935	2:05.420	3	3.415	2:00.562
7	3.475	2:20.059	7	4.708	2:07.445	3	7.678	2:01.259	7	8.590	2:07.360	43	1 LAP	2:50.750
17	7.240	2:23.824	3	11.636	2:03.958	10	7.728	2:08.970	10	10.529	2:07.964	7	10.054	2:06.546
60	9.433	2:26.017	17	17.634	2:16.606	17	27.305	2:14.888	17	36.178	2:14.036	10	11.624	2:06.177
41	10.231	2:26.815	41	18.792	2:14.773	41	27.521	2:13.946	41	36.202	2:13.844	41	41.957	2:10.837
52	13.629	2:30.213	60	18.903	2:15.682	60	29.484	2:15.798	60	38.402	2:14.081	17	43.875	2:12.779
3	13.890	2:30.474	52	24.318	2:16.901	52	34.778	2:15.677	52	44.214	2:14.599	60	47.141	2:13.821
46	14.150	2:30.734	46	26.711	2:18.773	46	40.738	2:19.244	46	54.386	2:18.811	52	53.579	2:14.447
75	15.813	2:32.397	75	28.777	2:19.176	75	41.892	2:18.332	75	55.327	2:18.598	46	1:06.080	2:16.776
43	32.088	2:48.672	43	58.375	2:32.499	43	1:25.282	2:32.124				75	1:07.162	2:16.917

Oulton Park
 Circuit Length = 2.6920 miles.
 Start: 17:13 End: 17:34

These results are provisional until the conclusion of any judicial and technical matters.

Clerk of Course:	Stewards:	Timekeeper:
------------------	-----------	-------------

Moss Europe TR Register/TSCC Championship Race

LAP CHART - RACE 8

(contd.)

Lap 6			Lap 7			Lap 8			Lap 9			Lap 10		
No	Behind	Laptime	No	Behind	Laptime	No	Behind	Laptime	No	Behind	Laptime	No	Behind	Laptime
3		1:59.911	3		2:01.261	3		2:01.792	3		2:02.148	3		2:03.253
7	13.937	2:07.209	7	18.441	2:05.765	7	22.748	2:06.099	7	27.353	2:06.753	46	1 LAP	2:16.445
10	15.455	2:07.157	10	19.890	2:05.696	10	23.829	2:05.731	10	28.357	2:06.676	75	1 LAP	2:17.996
6	32.267	2:35.593	6	40.466	2:09.460	6	52.665	2:13.991	6	59.287	2:08.770	43	2 LAPS	2:30.483
43	1 LAP	2:34.684	41	57.356	2:08.959	41	1:04.199	2:08.635	41	1:11.502	2:09.451	7		31.403 2:07.303
41	49.658	2:11.027	17	58.948	2:09.052	17	1:05.500	2:08.344	17	1:12.267	2:08.915	10	34.097	2:08.993
17	51.157	2:10.608	43	1 LAP	2:32.271	52	1:33.897	2:17.140	52	1:57.811	2:26.062	6		1:03.965 2:07.931
60	58.774	2:14.959	52	1:18.549	2:16.272	43	1 LAP	2:32.178				41		1:18.666 2:10.417
52	1:03.538	2:13.285	46	1:35.187	2:17.369	46	1:50.577	2:17.182				17		1:31.531 2:22.517
46	1:19.079	2:16.325	75	1:36.638	2:18.151	75	1:51.036	2:16.190				52		2:30.148 2:35.590
75	1:19.748	2:15.912												

Oulton Park
 Circuit Length = 2.6920 miles.
 Start: 17:13 End: 17:34

These results are provisional until the conclusion of any judicial and technical matters.

Clerk of Course:	Stewards:	Timekeeper:
------------------	-----------	-------------